

Appendix G

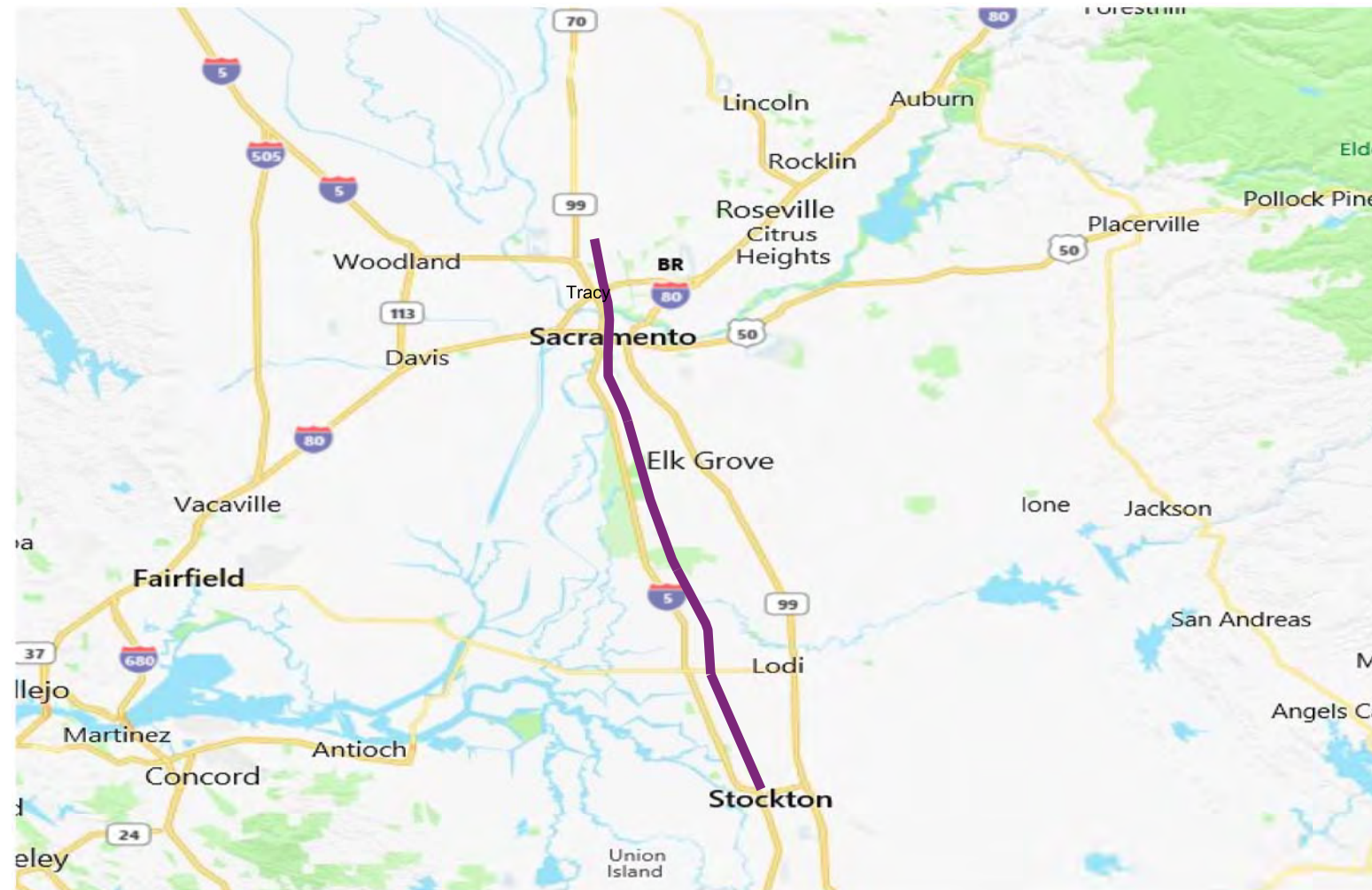
Valley Rail Sacramento Extension 15% Preliminary Engineering Plan Set

SAN JOAQUIN REGIONAL RAIL COMMISSION

VALLEY RAIL

SACRAMENTO EXTENSION

15% PRELIMINARY ENGINEERING



SHEET NO.	DRAWING NO.	DRAWING TITLE LINE 3	DRAWING TITLE LINE 4	DRAWING TITLE LINE 5	DRAWING TITLE LINE 6
GENERAL SHEETS					
1				COVER SHEET	
2	GE-A0001			INDEX OF DRAWINGS	SHEET 1 OF 4
3	GE-A0002			INDEX OF DRAWINGS	SHEET 2 OF 4
4	GE-A0003			INDEX OF DRAWINGS	SHEET 3 OF 4
5	GE-A0004			INDEX OF DRAWINGS	SHEET 4 OF 4
TRACK CURVE RECONSTRUCTION EAST OF MARCH LANE TO SWAIN ROAD					
6	TT-B0001-ML	TRACK CURVE RECONSTRUCTION EAST OF MARCH LANE	TO EAST SWAIN ROAD - TRACK ALIGNMENT	KEY MAP	STA. 10+00 TO STA. 20+28.80
7	TT-D0001-ML	TRACK CURVE RECONSTRUCTION EAST OF MARCH LANE	TO EAST SWAIN ROAD - TRACK ALIGNMENT	TYPICAL SECTIONS	SHEET 1 OF 1
8	TT-D1001-ML	TRACK CURVE RECONSTRUCTION EAST OF MARCH LANE	TO EAST SWAIN ROAD - TRACK ALIGNMENT	PLAN AND PROFILE	STA. 10+00 TO STA. 20+28.80
9	CV-I1001-ML	TRACK CURVE RECONSTRUCTION EAST OF MARCH LANE	TO EAST SWAIN ROAD - TRACK ALIGNMENT	TEMPORARY CONSTRUCTION AREAS PLAN	STA. 10+00 TO STA. 20+28.80
HAMMMER LANE SIDING UPGRADE					
10	TT-B0001-HL	HAMMMER LANE SIDING UPGRADE	TRACK ALIGNMENT	KEY MAP	STA. 10+00 TO STA. 130+19.48
11	TT-D0001-HL	HAMMMER LANE SIDING UPGRADE	TRACK ALIGNMENT	TYPICAL SECTIONS	SHEET 1 OF 1
12	TT-D1001-HL	HAMMMER LANE SIDING UPGRADE	TRACK ALIGNMENT	PLAN AND PROFILE	STA. 10+00 TO STA. 27+00
13	TT-D1002-HL	HAMMMER LANE SIDING UPGRADE	TRACK ALIGNMENT	PLAN AND PROFILE	STA. 27+00 TO STA. 56+00
14	TT-D1003-HL	HAMMMER LANE SIDING UPGRADE	TRACK ALIGNMENT	PLAN AND PROFILE	STA. 56+00 TO STA. 85+00
15	TT-D1004-HL	HAMMMER LANE SIDING UPGRADE	TRACK ALIGNMENT	PLAN AND PROFILE	STA. 85+00 TO STA. 114+00
16	TT-D1005-HL	HAMMMER LANE SIDING UPGRADE	TRACK ALIGNMENT	PLAN AND PROFILE	STA. 114+00 TO STA. 130+19.43
17	CV-I1001-HL	HAMMMER LANE SIDING UPGRADE	TRACK ALIGNMENT	TEMPORARY CONSTRUCTION AREAS PLAN	STA. 10+00 TO STA. 56+00
18	CV-I1002-HL	HAMMMER LANE SIDING UPGRADE	TRACK ALIGNMENT	TEMPORARY CONSTRUCTION AREAS PLAN	STA. 56+00 TO STA. 114+00
19	CV-I1003-HL	HAMMMER LANE SIDING UPGRADE	TRACK ALIGNMENT	TEMPORARY CONSTRUCTION AREAS PLAN	STA. 114+00 TO STA. 113+19.43
LODI SIDING					
20	TT-B0001-LD		LODI SIDING - TRACK ALIGNMENT	KEY MAP	STA. 10+00 TO STA. 190+31.45
21	TT-D0001-LD		LODI SIDING - TRACK ALIGNMENT	TYPICAL SECTIONS	SHEET 1 OF 3
22	TT-D0002-LD		LODI SIDING - TRACK ALIGNMENT	TYPICAL SECTIONS	SHEET 2 OF 3
23	TT-D0003-LD		LODI SIDING - TRACK ALIGNMENT	TYPICAL SECTIONS	SHEET 3 OF 3
24	TT-D1001-LD		LODI SIDING - TRACK ALIGNMENT	PLAN AND PROFILE	STA. 10+00 TO STA. 26+00
25	TT-D1002-LD		LODI SIDING - TRACK ALIGNMENT	PLAN AND PROFILE	STA. 26+00 TO STA. 55+00
26	TT-D1003-LD		LODI SIDING - TRACK ALIGNMENT	PLAN AND PROFILE	STA. 55+00 TO STA. 84+00
27	TT-D1004-LD		LODI SIDING - TRACK ALIGNMENT	PLAN AND PROFILE	STA. 84+00 TO STA. 113+00
28	TT-D1005-LD		LODI SIDING - TRACK ALIGNMENT	PLAN AND PROFILE	STA. 113+00 TO 1STA. 142+00
29	TT-D1006-LD		LODI SIDING - TRACK ALIGNMENT	PLAN AND PROFILE	STA. 142+00 TO STA. 171+00
30	TT-D1007-LD		LODI SIDING - TRACK ALIGNMENT	PLAN AND PROFILE	STA. 171+00 TO STA. 190+31.45
31	CV-T1001-LD		LODI SIDING	AT-GRADE CROSSING IMPROVEMENTS	WEST HARNEY LANE
32	CV-T1002-LD		LODI SIDING	AT-GRADE CROSSING IMPROVEMENTS	DEVIERES ROAD
33	CV-T1003-LD		LODI SIDING	AT-GRADE CROSSING IMPROVEMENTS	WEST KINGDON ROAD
34	CV-T1004-LD		LODI SIDING	AT-GRADE CROSSING IMPROVEMENTS	HWY 12
35	CV-T1005-LD		LODI SIDING	AT-GRADE CROSSING IMPROVEMENTS	WEST SARGENT ROAD
36	CV-E1001-LD			LODI STATION	SITE PLAN
37	CV-E1002-LD			LODI STATION SOUTH ALTERNATIVE	SITE PLAN
38	CV-I1001-LD		LODI SIDING - TRACK ALIGNMENT	TEMPORARY CONSTRUCTION AREAS PLAN	STA. 10+00 TO STA. 55+00
39	CV-I1002-LD		LODI SIDING - TRACK ALIGNMENT	TEMPORARY CONSTRUCTION AREAS PLAN	STA. 55+00 TO STA. 113+00
40	CV-I1003-LD		LODI SIDING - TRACK ALIGNMENT	TEMPORARY CONSTRUCTION AREAS PLAN	STA. 113+00 TO STA. 171+00
41	CV-I1004-LD		LODI SIDING - TRACK ALIGNMENT	TEMPORARY CONSTRUCTION AREAS PLAN	STA. 171+00 TO STA. 190+31.45
THORNTON SIDING UPGRADE AND EXTENSION					
42	TT-B1001-TS	THORNTON SIDING UPGRADE AND EXTENSION	TRACK ALIGNMENT	KEY MAP	STA. 10+00 TO STA. 115+78.87
43	TT-D0001-TS	THORNTON SIDING UPGRADE AND EXTENSION	TRACK ALIGNMENT	TYPICAL SECTIONS	SHEET 1 OF 4

NOT FOR CONSTRUCTION

REV	DATE	BY	CHK	APP	DESCRIPTION

DESIGNED BY
A. SHIELDS
DRAWN BY
A. SHIELDS
CHECKED BY
D. HARTMAN
IN CHARGE
D. COWIN
DATE
09-21-2020

TRANSPORTATION
AECOM
AECOM
300 Lakeside Dr, Suite 400
Oakland, CA 94612
T 510.893.3600 F 510.874.3268
www.aecom.com

15% PRELIMINARY ENGINEERING



SAN JOAQUIN REGIONAL RAIL COMMISSION
VALLEY RAIL – SACRAMENTO EXTENSION

INDEX OF DRAWINGS
SHEET 1 OF 4

ENVIRONMENTAL ALTERNATIVE CODE
DRAWING NO.
GE-A0001
SCALE
AS SHOWN
SHEET NO.
2 OF 160

\$DATE \$TIME \$USER \$DCNSPEC

SHEET NO.	DRAWING NO.	DRAWING TITLE LINE 3	DRAWING TITLE LINE 4	DRAWING TITLE LINE 5	DRAWING TITLE LINE 6
THORNTON SIDING UPGRADE AND EXTENSION					
44	TT-D0002-TS	THORNTON SIDING UPGRADE AND EXTENSION	TRACK ALIGNMENT	TYPICAL SECTIONS	SHEET 2 OF 4
45	TT-D0003-TS	THORNTON SIDING UPGRADE AND EXTENSION	TRACK ALIGNMENT	TYPICAL SECTIONS	SHEET 3 OF 4
46	TT-D0004-TS	THORNTON SIDING UPGRADE AND EXTENSION	TRACK ALIGNMENT	TYPICAL SECTIONS	SHEET 4 OF 4
47	TT-D1001-TS	THORNTON SIDING UPGRADE AND EXTENSION	TRACK ALIGNMENT	PLAN AND PROFILE	STA. 10+00 TO STA. 35+00
48	TT-D1002-TS	THORNTON SIDING UPGRADE AND EXTENSION	TRACK ALIGNMENT	PLAN AND PROFILE	STA. 35+00 TO STA. 64+00
49	TT-D1003-TS	THORNTON SIDING UPGRADE AND EXTENSION	TRACK ALIGNMENT	PLAN AND PROFILE	STA. 64+00 TO STA. 93+00
50	TT-D1004-TS	THORNTON SIDING UPGRADE AND EXTENSION	TRACK ALIGNMENT	PLAN AND PROFILE	STA. 93+00 TO STA. 115+78.87
51	CV-T1001-TS	THORNTON SIDING UPGRADE AND EXTENSION	THORNTON SIDING UPGRADE AND EXTENSION	AT-GRADE CROSSING IMPORVEMENTS	NEW HOPE ROAD
52	CV-T1002-TS	THORNTON SIDING UPGRADE AND EXTENSION	THORNTON SIDING UPGRADE AND EXTENSION	AT-GRADE CROSSING IMPORVEMENTS	PRIVATE ROAD MP 144.80
53	CV-I1001-TS	THORNTON SIDING UPGRADE AND EXTENSION	TRACK ALIGNMENT	TEMPORARY CONSTRUCTION AREAS PLAN	STA. 10+00 TO STA. 64+00
54	CV-I1002-TS	THORNTON SIDING UPGRADE AND EXTENSION	TRACK ALIGNMENT	TEMPORARY CONSTRUCTION AREAS PLAN	STA. 64+00 TO STA. 115+78.87
TRACK CURVE RECONSTRUCTION NORTH OF NORTH NEW HOPE ROAD					
55	TT-B0001-NH	TRACK CURVE RECONSTRUCTION NORTH OF NORTH	NEW HOPE ROAD - TRACK ALIGNMENT	KEY MAP	STA. 10+00 TO STA. 21+12.21
56	TT-D0001-NH	TRACK CURVE RECONSTRUCTION NORTH OF NORTH	NEW HOPE ROAD - TRACK ALIGNMENT	TYPICAL SECTIONS	SHEET 1 OF 1
57	TT-D1001-NH	TRACK CURVE RECONSTRUCTION NORTH OF NORTH	NEW HOPE ROAD - TRACK ALIGNMENT	PLAN AND PROFILE	STA. 10+00 TO STA. 21+12.21
58	CV-I1002-NH	TRACK CURVE RECONSTRUCTION NORTH OF NORTH	NEW HOPE ROAD - TRACK ALIGNMENT	TEMPORARY CONSTRUCTION AREAS PLAN	STA. 10+00 TO STA. 21+12.21
TRACK CURVE RECONSTRUCTION SOUTH OF DESMOND ROAD					
59	TT-B0001-DR	TRACK CURVE RECONSTRUCTION SOUTH OF	DESMOND ROAD - TRACK ALIGNMENT	KEY MAP	STA. 10+00 TO STA. 23+22.10
60	TT-D0001-DR	TRACK CURVE RECONSTRUCTION SOUTH OF	DESMOND ROAD - TRACK ALIGNMENT	TYPICAL SECTIONS	SHEET 1 OF 1
61	TT-D1001-DR	TRACK CURVE RECONSTRUCTION SOUTH OF	DESMOND ROAD - TRACK ALIGNMENT	PLAN AND PROFILE	STA. 10+00 TO STA. 23+22.10
62	CV-I1002-DR	TRACK CURVE RECONSTRUCTION SOUTH OF	DESMOND ROAD - TRACK ALIGNMENT	TEMPORARY CONSTRUCTION AREAS PLAN	STA. 10+00 TO STA. 23+22.10
PHILLIPS SIDING UPGRADE AND EXTENSION					
63	TT-B0001-PH	PHILLIPS SIDING UPGRADE AND EXTENSION	PHILLIPS SIDING UPGRADE AND EXTENSION	TRACK ALIGNMENT - KEY MAP	STA. 10+00 TO STA. 126+16.72
64	TT-D0001-PH	PHILLIPS SIDING UPGRADE AND EXTENSION	PHILLIPS SIDING UPGRADE AND EXTENSION	TRACK ALIGNMENT - TYPICAL SECTIONS	SHEET 1 OF 2
65	TT-D0002-PH	PHILLIPS SIDING UPGRADE AND EXTENSION	PHILLIPS SIDING UPGRADE AND EXTENSION	TRACK ALIGNMENT - TYPICAL SECTIONS	SHEET 2 OF 2
66	TT-D1001-PH	PHILLIPS SIDING UPGRADE AND EXTENSION	PHILLIPS SIDING UPGRADE AND EXTENSION	TRACK ALIGNMENT - PLAN AND PROFILE	STA. 10+00 TO STA. 27+00
67	TT-D1002-PH	PHILLIPS SIDING UPGRADE AND EXTENSION	PHILLIPS SIDING UPGRADE AND EXTENSION	TRACK ALIGNMENT - PLAN AND PROFILE	STA. 27+00 TO STA. 56+00
68	TT-D1003-PH	PHILLIPS SIDING UPGRADE AND EXTENSION	PHILLIPS SIDING UPGRADE AND EXTENSION	TRACK ALIGNMENT - PLAN AND PROFILE	STA. 56+00 TO STA. 85+00
69	TT-D1004-PH	PHILLIPS SIDING UPGRADE AND EXTENSION	PHILLIPS SIDING UPGRADE AND EXTENSION	TRACK ALIGNMENT - PLAN AND PROFILE	STA. 85+00 TO STA. 114+00
70	TT-D1005-PH	PHILLIPS SIDING UPGRADE AND EXTENSION	PHILLIPS SIDING UPGRADE AND EXTENSION	TRACK ALIGNMENT - PLAN AND PROFILE	STA. 114+00 TO STA. 126+16.72
71	CV-T1001-PH	PHILLIPS SIDING UPGRADE AND EXTENSION	PHILLIPS SIDING UPGRADE AND EXTENSION	AT-GRADE CROSSING IMPROVEMENTS	PRIVATE CROSSING MP 122.65
72	CV-T1002-PH	PHILLIPS SIDING UPGRADE AND EXTENSION	PHILLIPS SIDING UPGRADE AND EXTENSION	AT-GRADE CROSSING IMPROVEMENTS	CORE ROAD
73	CV-I1001-PH	PHILLIPS SIDING UPGRADE AND EXTENSION	PHILLIPS SIDING UPGRADE AND EXTENSION	TRACK ALIGNMENT - TEMPORARY CONSTRUCTION AREAS PLAN	STA. 10+00 TO STA. 56+00
74	CV-I1002-PH	PHILLIPS SIDING UPGRADE AND EXTENSION	PHILLIPS SIDING UPGRADE AND EXTENSION	TRACK ALIGNMENT - TEMPORARY CONSTRUCTION AREAS PLAN	STA. 56+00 TO STA. 114+00
75	CV-I1003-PH	PHILLIPS SIDING UPGRADE AND EXTENSION	PHILLIPS SIDING UPGRADE AND EXTENSION	TRACK ALIGNMENT - TEMPORARY CONSTRUCTION AREAS PLAN	STA. 114+00 TO STA. 126+16.72
ELK GROVE SIDING VARIANT 1					
76	TT-B0001-EGV1	ELK GROVE SIDING VARIANT 1	ELK GROVE SIDING VARIANT 1 TRACK ALIGNMENT	KEY MAP	STA. 10+00 TO STA. 112+46.73
77	TT-D0001-EGV1	ELK GROVE SIDING VARIANT 1	ELK GROVE SIDING VARIANT 1 TRACK ALIGNMENT	TYPICAL SECTIONS	SHEET 1 OF 3
78	TT-D0002-EGV1	ELK GROVE SIDING VARIANT 1	ELK GROVE SIDING VARIANT 1 TRACK ALIGNMENT	TYPICAL SECTIONS	SHEET 2 OF 3
79	TT-D0003-EGV1	ELK GROVE SIDING VARIANT 1	ELK GROVE SIDING VARIANT 1 TRACK ALIGNMENT	TYPICAL SECTIONS	SHEET 3 OF 3
80	TT-D1001-EGV1	ELK GROVE SIDING VARIANT 1	ELK GROVE SIDING VARIANT 1 TRACK ALIGNMENT	PLAN AND PROFILE	STA. 10+00 TO STA. 33+00
81	TT-D1002-EGV1	ELK GROVE SIDING VARIANT 1	ELK GROVE SIDING VARIANT 1 TRACK ALIGNMENT	PLAN AND PROFILE	STA. 33+00 TO STA. 62+00
82	TT-D1003-EGV1	ELK GROVE SIDING VARIANT 1	ELK GROVE SIDING VARIANT 1 TRACK ALIGNMENT	PLAN AND PROFILE	STA. 62+00 TO STA. 91+00
83	TT-D1004-EGV1	ELK GROVE SIDING VARIANT 1	ELK GROVE SIDING VARIANT 1 TRACK ALIGNMENT	PLAN AND PROFILE	STA. 91+00 TO STA. 112+46.73
84	CV-T1001-EGV1	ELK GROVE SIDING VARIANT 1	ELK GROVE SIDING VARIANT 1	AT GRADE CROSSING IMPROVEMENTS	SIMMS ROAD
85	CV-E1001-EGV1	ELK GROVE SIDING VARIANT 1	ELK GROVE SIDING VARIANT 1	ELK GROVE STATION PLATFORM 1 ACCESS 1	SITE PLAN
86	CV-I1001-EGV1	ELK GROVE SIDING VARIANT 1	ELK GROVE SIDING VARIANT 1 TRACK ALIGNMENT	TEMPORARY CONSTRUCTION AREAS PLAN	STA. 10+00 TO STA. 62+00

NOT FOR CONSTRUCTION

\$USER \$DATE \$TIME \$DCNSPEC	DESIGNED BY A. SHIELDS	TRANSPORTATION 			SAN JOAQUIN REGIONAL RAIL COMMISSION VALLEY RAIL - SACRAMENTO EXTENSION	ENVIRONMENTAL ALTERNATIVE CODE DRAWING NO. GE-A0002
	DRAWN BY A. SHIELDS					
CHECKED BY D. HARTMAN	IN CHARGE D. COWIN	DATE 09-21-2020	SHEET NO. 3 OF 160			

SHEET NO.	DRAWING NO.	DRAWING TITLE LINE 3	DRAWING TITLE LINE 4	DRAWING TITLE LINE 5	DRAWING TITLE LINE 6
ELK GROVE SIDING VARIANT 1 - TRACK ALIGNMENT					
87	CV-I1002-EGV1		ELK GROVE SIDING VARIANT 1 - TRACK ALIGNMENT	TEMPORARY CONSTRUCTION AREAS PLAN	STA. 62+00 TO STA. 112+46.73
ELK GROVE SIDING VARIANT 2 - TRACK ALIGNMENT					
88	TT-B0001-EGV2		ELK GROVE SIDING VARIANT 2 - TRACK ALIGNMENT	KEY MAP	STA. 10+00 TO STA. 122+06.68
89	TT-D0001-EGV2		ELK GROVE SIDING VARIANT 2 - TRACK ALIGNMENT	TYPICAL SECTIONS	SHEET 1 OF 3
90	TT-D0002-EGV2		ELK GROVE SIDING VARIANT 2 - TRACK ALIGNMENT	TYPICAL SECTIONS	SHEET 2 OF 3
91	TT-D0003-EGV2		ELK GROVE SIDING VARIANT 2 - TRACK ALIGNMENT	TYPICAL SECTIONS	SHEET 3 OF 3
92	TT-D1001-EGV2		ELK GROVE SIDING VARIANT 2 - TRACK ALIGNMENT	PLAN AND PROFILE	STA. 20+00 TO STA. 41+00
93	TT-D1002-EGV2		ELK GROVE SIDING VARIANT 2 - TRACK ALIGNMENT	PLAN AND PROFILE	STA. 41+00 TO STA. 70+00
94	TT-D1003-EGV2		ELK GROVE SIDING VARIANT 2 - TRACK ALIGNMENT	PLAN AND PROFILE	STA. 70+00 TO STA. 99+00
95	TT-D1004-EGV2		ELK GROVE SIDING VARIANT 2 - TRACK ALIGNMENT	PLAN AND PROFILE	STA. 99+00 TO STA. 122+06.68
96	CV-T1001-EGV2		ELK GROVE SIDING VARIANT 2	AT-GRADE CROSSING IMPROVEMENTS	SIMMS ROAD
97	CV-E1001-EGV2			ELK GROVE STATION PLATFORM 2 ACCESS 2	SITE PLAN
98	CV-I1001-EGV2		ELK GROVE SIDING VARIANT 2 - TRACK ALIGNMENT	TEMPORARY CONSTRUCTION AREAS PLAN	STA. 10+00 TO STA. 62+00
99	CV-I1002-EGV2		ELK GROVE SIDING VARIANT 2 - TRACK ALIGNMENT	TEMPORARY CONSTRUCTION AREAS PLAN	STA. 62+00 TO STA. 122+06.68
TRACK CURVE RECONSTRUCTION NORTH OF ELK GROVE STATION					
100	TT-B0001-EG	TRACK CURVE RECONSTRUCTION NORTH OF	ELK GROVE STATION - TRACK ALIGNMENT	KEY MAP	STA. 10+00 TO STA. 21+25.90
101	TT-D0001-EG	TRACK CURVE RECONSTRUCTION NORTH OF	ELK GROVE STATION - TRACK ALIGNMENT	TYPICAL SECTIONS	SHEET 1 OF 1
102	TT-D1001-EG	TRACK CURVE RECONSTRUCTION NORTH OF	ELK GROVE STATION - TRACK ALIGNMENT	PLAN AND PROFILE	STA. 10+00 TO STA. 21+25.90
103	CV-I0001-EG	TRACK CURVE RECONSTRUCTION NORTH OF	ELK GROVE STATION - TRACK ALIGNMENT	TEMPORARY CONSTRUCTION AREAS PLAN	STA. 10+00 TO STA. 21+25.90
POLLOCK SIDING UPGRADE					
104	TT-B0001-PO		POLLOCK SIDING UPGRADE	TRACK ALIGNMENT - KEY MAP	STA. 10+00 TO STA. 62+14.66
105	TT-D0001-PO		POLLOCK SIDING UPGRADE	TRACK ALIGNMENT - TYPICAL SECTIONS	SHEET 1 OF 1
106	TT-D1001-PO		POLLOCK SIDING UPGRADE - TRACK ALIGNMENT	PLAN AND PROFILE	STA. 10+00 TO STA. 36+00
107	TT-D1002-PO		POLLOCK SIDING UPGRADE - TRACK ALIGNMENT	PLAN AND PROFILE	STA. 36+00 TO STA. 62+14.66
108	CV-I1001-PO		POLLOCK SIDING UPGRADE - TRACK ALIGNMENT	TEMPORARY CONSTRUCTION AREAS PLAN	STA. 10+00 TO STA. 62+14.66
SOUTH SACRAMENTO SIDING UPGRADE					
109	TT-B0001-SS		SOUTH SACRAMENTO SIDING UPGRADE	TRACK ALIGNMENT - KEY MAP	STA. 10+00 TO STA. 151+09.39
110	TT-D0001-SS		SOUTH SACRAMENTO SIDING UPGRADE	TRACK ALIGNMENT - TYPICAL SECTIONS	SHEET 1 OF 2
111	TT-D0002-SS		SOUTH SACRAMENTO SIDING UPGRADE	TRACK ALIGNMENT - TYPICAL SECTIONS	SHEET 2 OF 2
112	TT-D1001-SS		SOUTH SACRAMENTO SIDING UPGRADE	TRACK ALIGNMENT - PLAN AND PROFILE	STA. 10+00 TO STA. 36+00
113	TT-D1002-SS		SOUTH SACRAMENTO SIDING UPGRADE	TRACK ALIGNMENT - PLAN AND PROFILE	STA. 36+00 TO STA. 64+00
114	TT-D1003-SS		SOUTH SACRAMENTO SIDING UPGRADE	TRACK ALIGNMENT - PLAN AND PROFILE	STA. 64+00 TO STA. 92+00
115	TT-D1004-SS		SOUTH SACRAMENTO SIDING UPGRADE	TRACK ALIGNMENT - PLAN AND PROFILE	STA. 92+00 TO STA. 120+00
116	TT-D1005-SS		SOUTH SACRAMENTO SIDING UPGRADE	TRACK ALIGNMENT - PLAN AND PROFILE	STA. 120+00 TO STA. 148+00
117	TT-D1006-SS		SOUTH SACRAMENTO SIDING UPGRADE	TRACK ALIGNMENT - PLAN AND PROFILE	STA. 148+00 TO STA. 151+09.39
118	CV-I1001-SS	SOUTH SACRAMENTO SIDING UPGRADE	TRACK ALIGNMENT	TEMPORARY CONSTRUCTION AREAS PLAN	STA. 10+00 TO STA. 64+00
119	CV-I1002-SS	SOUTH SACRAMENTO SIDING UPGRADE	TRACK ALIGNMENT	TEMPORARY CONSTRUCTION AREAS PLAN	STA. 64+00 TO STA. 92+00
120	CV-I1003-SS	SOUTH SACRAMENTO SIDING UPGRADE	TRACK ALIGNMENT	TEMPORARY CONSTRUCTION AREAS PLAN	STA. 92+00 TO STA. 151+09.39
CITY COLLEGE STATION					
121	TT-B0001-CC		CITY COLLEGE STATION - TRACK ALIGNMENT	KEY MAP	STA. 10+00 TO STA. 31+37.89
122	TT-D0001-CC		CITY COLLEGE STATION - TRACK ALIGNMENT	TYPICAL SECTIONS	SHEET 1 OF 2
123	TT-D0002-CC		CITY COLLEGE STATION - TRACK ALIGNMENT	TYPICAL SECTIONS	SHEET 2 OF 2
124	TT-D1001-CC		CITY COLLEGE STATION - TRACK ALIGNMENT	PLAN AND PROFILE	STA. 10+00 TO STA. 31+37.89
125	CV-E1001-CC			CITY COLLEGE STATION	SITE PLAN
126	CV-I1001-CC		CITY COLLEGE STATION - TRACK ALIGNMENT	TEMPORARY CONSTRUCTION AREAS PLAN	STA. 10+00 TO STA. 31+37.89
MIDTOWN SACRAMENTO STATION					
127	TT-B0001-MS		MIDTOWN SACRAMENTO STATION	TRACK ALIGNMENT - KEY MAP	STA. 10+00 TO STA. 30+39.40

NOT FOR CONSTRUCTION

REV	DATE	BY	CHK	APP	DESCRIPTION

DESIGNED BY
A. SHIELDS
DRAWN BY
A. SHIELDS
CHECKED BY
D. HARTMAN
IN CHARGE
D. COWIN
DATE
09-21-2020

TRANSPORTATION
AECOM
AECOM
300 Lakeside Dr, Suite 400
Oakland, CA 94612
T 510.893.3600 F 510.874.3268
www.aecom.com

15% PRELIMINARY ENGINEERING

SAN JOAQUIN REGIONAL RAIL COMMISSION
VALLEY RAIL - SACRAMENTO EXTENSION
INDEX OF DRAWINGS
SHEET 3 OF 4

ENVIRONMENTAL ALTERNATIVE CODE
DRAWING NO.
GE-A0003
SCALE
AS SHOWN
SHEET NO.
4 OF 160

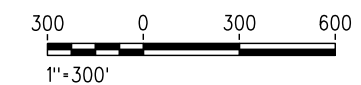
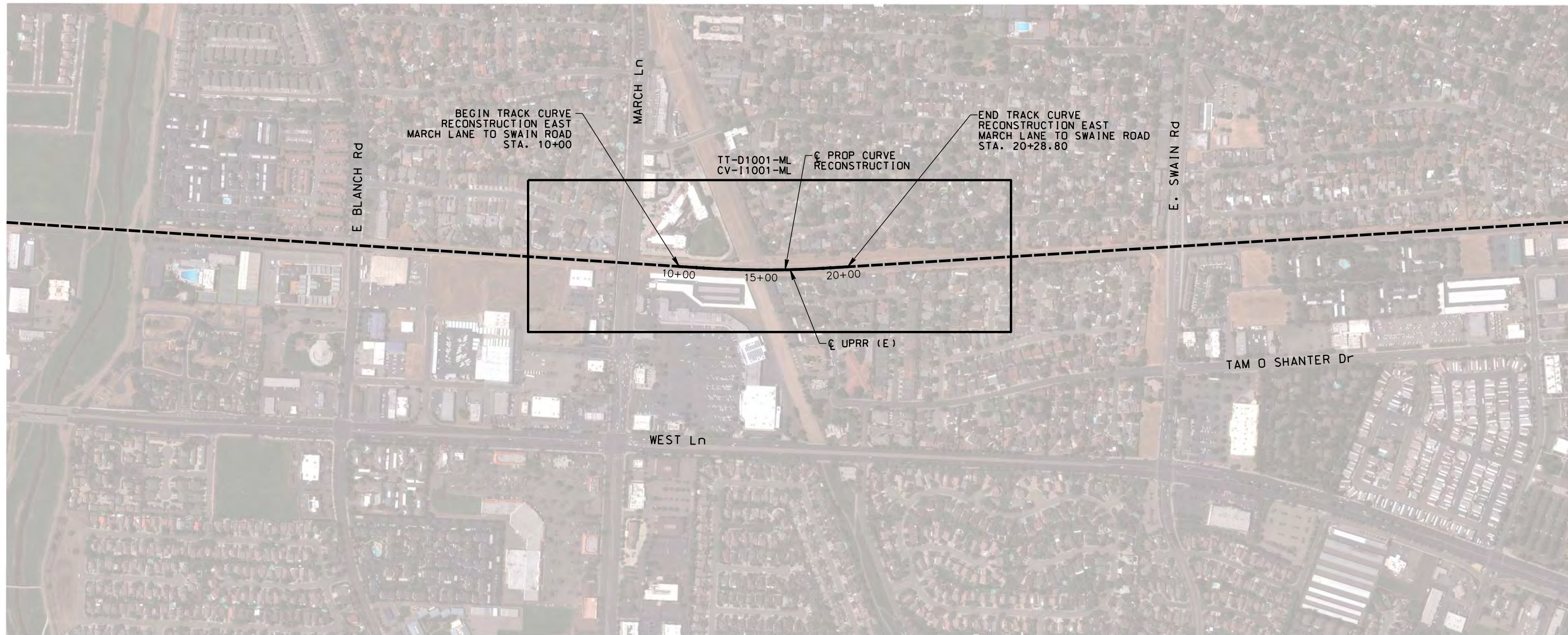
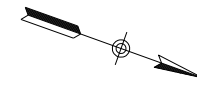
\$DATE \$TIME \$DGN\$SPEC \$USER

SHEET NO.	DRAWING NO.	DRAWING TITLE LINE 3	DRAWING TITLE LINE 4	DRAWING TITLE LINE 5	DRAWING TITLE LINE 6
MIDTOWN STATION					
128	TT-D0001-MS		MIDTOWN SACRAMENTO STATION - TRACK ALIGNMENT	TYPICAL SECTIONS	SHEET 1 OF 1
129	TT-D1001-MS		TRACK ALIGNMENT	PLAN AND PROFILE	STA. 10+00 TO STA. 30+39.40
130	TT-D1002-MS		MIDTOWN SACRAMENTO STATION	TRACK ALIGNMENT	BIKE PATH
131	TT-D1003-MS		MIDTOWN SACRAMENTO STATION	TRACK ALIGNMENT	BIKE PATH
132	CV-E1001-MS			MIDTOWN SACRAMENTO STATION	SITE PLAN
133	CV-I1001-MS		TRACK ALIGNMENT	TEMPORARY CONSTRUCTION AREAS PLAN	STA. 10+00 TO STA. 30+39.40 AND BIKE PATH
134	CV-I1002-MS		TRACK ALIGNMENT	TEMPORARY CONSTRUCTION AREAS PLAN	BIKE PATH
DEL PASO SIDING UPGRADE AND EXTENSION					
135	TT-B0001-DP		DEL PASO SIDING UPGRADE AND EXTENSION	TRACK ALIGNMENT - KEY MAP	STA. 10+00 TO STA. 211+61.91
136	TT-D0001-DP		DEL PASO SIDING UPGRADE AND EXTENSION	TRACK ALIGNMENT - TYPICAL SECTIONS	SHEET 1 OF 5
137	TT-D0002-DP		DEL PASO SIDING UPGRADE AND EXTENSION	TRACK ALIGNMENT - TYPICAL SECTIONS	SHEET 2 OF 5
138	TT-D0003-DP		DEL PASO SIDING UPGRADE AND EXTENSION	TRACK ALIGNMENT - TYPICAL SECTIONS	SHEET 3 OF 5
139	TT-D0004-DP		DEL PASO SIDING UPGRADE AND EXTENSION	TRACK ALIGNMENT - TYPICAL SECTIONS	SHEET 4 OF 5
140	TT-D0005-DP		DEL PASO SIDING UPGRADE AND EXTENSION	TRACK ALIGNMENT - TYPICAL SECTIONS	SHEET 5 OF 5
141	TT-D1001-DP		DEL PASO SIDING UPGRADE AND EXTENSION	TRACK ALIGNMENT - PLAN AND PROFILE	STA. 10+00 TO STA. 38+00
142	TT-D1002-DP		DEL PASO SIDING UPGRADE AND EXTENSION	TRACK ALIGNMENT - PLAN AND PROFILE	STA. 38+00 TO STA. 67+00
143	TT-D1003-DP		DEL PASO SIDING UPGRADE AND EXTENSION	TRACK ALIGNMENT - PLAN AND PROFILE	STA. 67+00 TO STA. 96+00
144	TT-D1004-DP		DEL PASO SIDING UPGRADE AND EXTENSION	TRACK ALIGNMENT - PLAN AND PROFILE	STA. 96+00 TO STA. 125+00
145	TT-D1005-DP		DEL PASO SIDING UPGRADE AND EXTENSION	TRACK ALIGNMENT - PLAN AND PROFILE	STA. 125+00 TO STA. 154+00
146	TT-D1006-DP		DEL PASO SIDING UPGRADE AND EXTENSION	TRACK ALIGNMENT - PLAN AND PROFILE	STA. 154+00 TO STA. 183+00
147	TT-D1007-DP		DEL PASO SIDING UPGRADE AND EXTENSION	TRACK ALIGNMENT - PLAN AND PROFILE	STA. 183+00 TO STA. 211+61.91
148	CV-T1001-DP		DEL PASO SIDING UPGRADE AND EXTENSION	AT-GRADE CROSSING IMPROVEMENTS	EL CAMINO AVENUE
149	CV-E1001-OS			OLD NORTH SACRAMENTO STATION	SITE PLAN
150	CV-I1001-DP	DEL PASO SIDING UPGRADE AND EXTENSION	TRACK ALIGNMENT	TEMPORARY CONSTRUCTION AREAS PLAN	STA. 10+00 TO STA. 67+00
151	CV-I1002-DP	DEL PASO SIDING UPGRADE AND EXTENSION	TRACK ALIGNMENT	TEMPORARY CONSTRUCTION AREAS PLAN	STA. 67+00 TO STA. 125+00
152	CV-I1003-DP	DEL PASO SIDING UPGRADE AND EXTENSION	TRACK ALIGNMENT	TEMPORARY CONSTRUCTION AREAS PLAN	STA. 125+00 TO STA. 183+00
153	CV-I1004-DP	DEL PASO SIDING UPGRADE AND EXTENSION	TRACK ALIGNMENT	TEMPORARY CONSTRUCTION AREAS PLAN	STA. 183+00 TO STA. 211+61.91
NATOMAS SACRAMENTO AIRPORT STATION					
154	TT-B0001-NA		NATOMAS SACRAMENTO AIRPORT STATION	TRACK ALIGNMENT - KEY MAP	STA. 10+00 TO STA. 52+08.97
155	TT-D0001-NA		NATOMAS SACRAMENTO AIRPORT STATION	TRACK ALIGNMENT - TYPICAL SECTIONS	SHEET 1 OF 2
156	TT-D0002-NA		NATOMAS SACRAMENTO AIRPORT STATION	TRACK ALIGNMENT - TYPICAL SECTIONS	SHEET 2 OF 2
157	TT-D1001-NA		NATOMAS SACRAMENTO AIRPORT STATION	TRACK ALIGNMENT - PLAN AND PROFILE	STA. 10+00 TO STA. 28+00
158	TT-D1002-NA		NATOMAS SACRAMENTO AIRPORT STATION	TRACK ALIGNMENT - PLAN AND PROFILE	STA. 28+00 TO STA. 52+08.97
159	CV-E1001-NA			NATOMAS SACRAMENTO AIRPORT STATION	SITE PLAN
160	CV-I1001-NA	NATOMAS SACRAMENTO AIRPORT STATION	TRACK ALIGNMENT	TEMPORARY CONSTRUCTION AREAS PLAN	STA. 10+00 TO STA. 42+81.84

\$DATE \$TIME \$DGN\$SPEC \$USER

NOT FOR CONSTRUCTION

DESIGNED BY A. SHIELDS	TRANSPORTATION	  	SAN JOAQUIN REGIONAL RAIL COMMISSION VALLEY RAIL – SACRAMENTO EXTENSION	ENVIRONMENTAL ALTERNATIVE CODE	
DRAWN BY A. SHIELDS	AECOM			DRAWING NO. GE-A0004	
CHECKED BY D. HARTMAN	300 Lakeside Dr, Suite 400 Oakland, CA 94612 T 510.893.3600 F 510.874.3268			SCALE AS SHOWN	
IN CHARGE D. COWIN	www.aecom.com			INDEX OF DRAWINGS SHEET 4 OF 4	
DATE 09-21-2020	15% PRELIMINARY ENGINEERING			SHEET NO. 5 OF 160	
REV	DATE	BY	CHK	APP	DESCRIPTION



\$USER \$DATE \$TIME \$DCNSPEC

NOT FOR CONSTRUCTION

REV	DATE	BY	CHK	APP	DESCRIPTION

DESIGNED BY
A. SHIELDS
 DRAWN BY
A. SHIELDS
 CHECKED BY
D. HARTMAN
 IN CHARGE
D. COWIN
 DATE
09-21-2020

TRANSPORTATION
AECOM
AECOM
 300 Lakeside Dr, Suite 400
 Oakland, CA 94612
 T 510.893.3600 F 510.874.3268
 www.aecom.com



SAN JOAQUIN
REGIONAL
RAIL COMMISSION

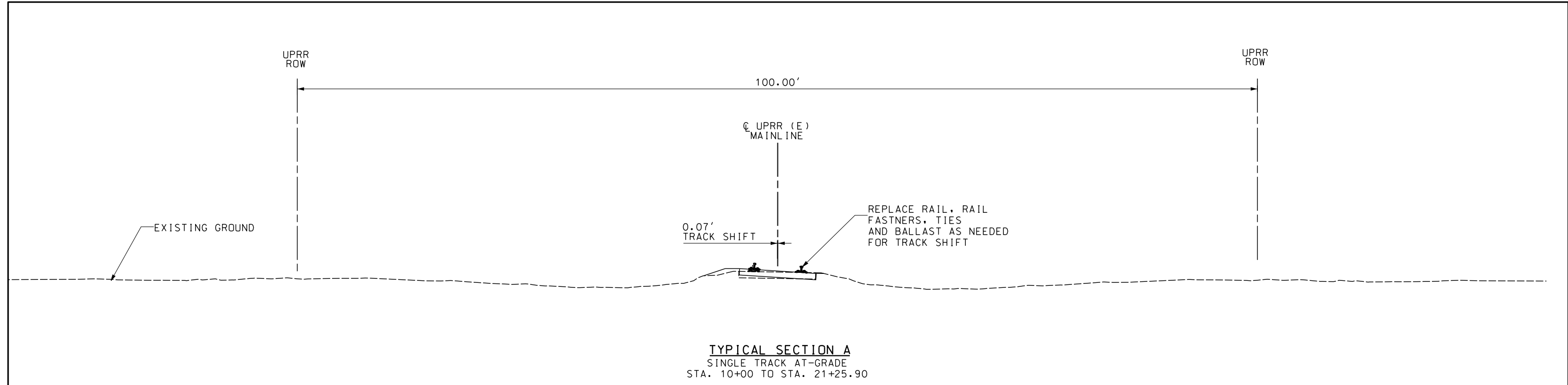


ALTAIR CORRIDOR EXPRESS

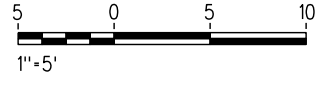
15% PRELIMINARY ENGINEERING

SAN JOAQUIN REGIONAL RAIL COMMISSION
 VALLEY RAIL – SACRAMENTO EXTENSION
 TRACK CURVE RECONSTRUCTION EAST OF MARCH LANE
 TO EAST SWAIN ROAD – TRACK ALIGNMENT
 KEY MAP
 STA. 10+00 TO STA. 20+28.80

ENVIRONMENTAL ALTERNATIVE CODE
DRAWING NO. TT-B0001-ML
SCALE NONE
SHEET NO. 6 OF 160



TYPICAL SECTION A
 SINGLE TRACK AT-GRADE
 STA. 10+00 TO STA. 21+25.90



NOT FOR CONSTRUCTION

REV	DATE	BY	CHK	APP	DESCRIPTION

DESIGNED BY A. SHIELDS	TRANSPORTATION AECOM 300 Lakeside Dr, Suite 400 Oakland, CA 94612 T 510.893.3600 F 510.874.3268 www.aecom.com
DRAWN BY A. SHIELDS	
CHECKED BY D. HARTMAN	
IN CHARGE D. COWIN	
DATE 09-21-2020	

SAN JOAQUIN
 REGIONAL
 RAIL COMMISSION

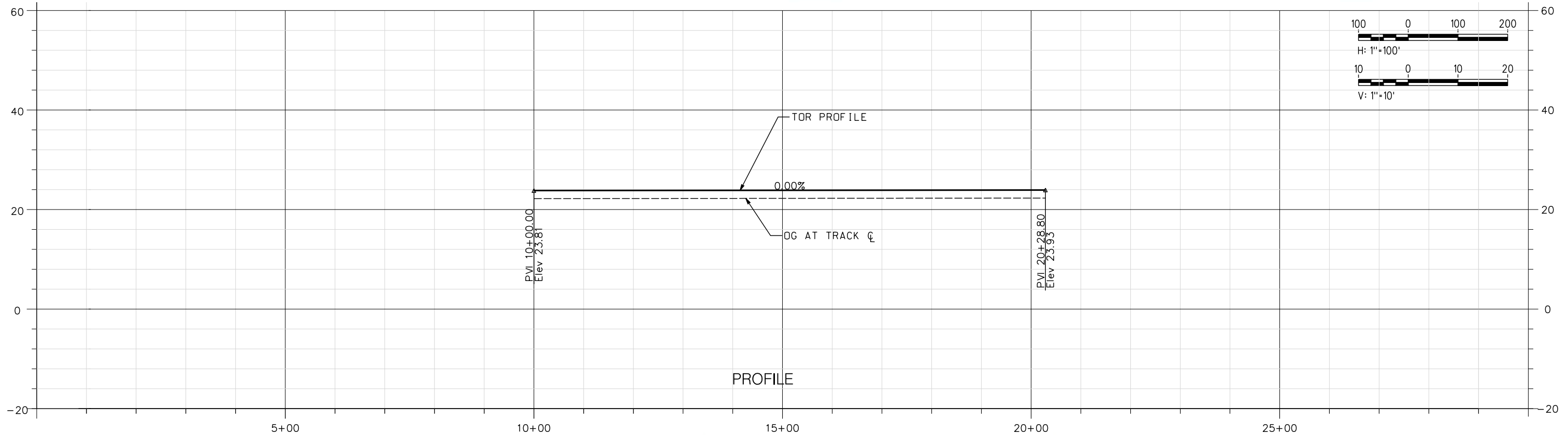
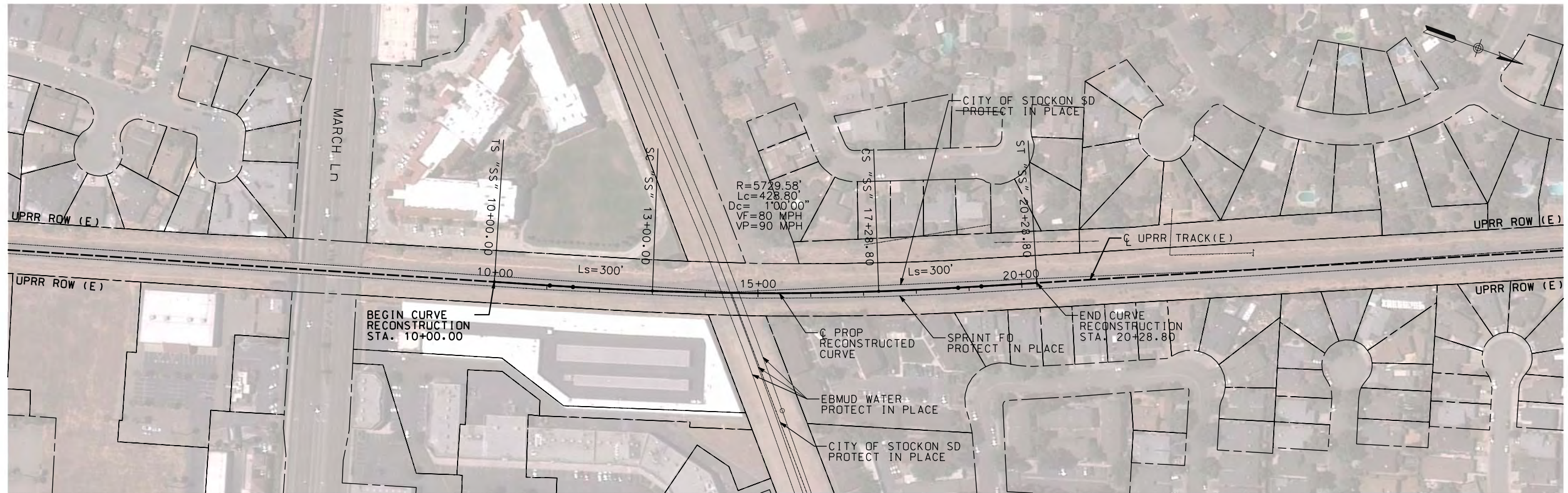
ACE
 ALYANGHT CORRIDOR EXPRESS

15% PRELIMINARY ENGINEERING

SAN JOAQUIN REGIONAL RAIL COMMISSION
 VALLEY RAIL – SACRAMENTO EXTENSION
 TRACK CURVE RECONSTRUCTION EAST MARCH LANE
 TO EAST SWAIN ROAD – TRACK ALIGNMENT
TYPICAL SECTIONS
 SHEET 1 OF 1

ENVIRONMENTAL ALTERNATIVE CODE
DRAWING NO. TT-D0001-ML
SCALE 1" = 5'
SHEET NO. 7 OF 160

\$USER \$DATE \$TIME \$DGN\$SPEC



NOT FOR CONSTRUCTION

REV	DATE	BY	CHK	APP	DESCRIPTION

DESIGNED BY
A. SHIELDS

DRAWN BY
A. SHIELDS

CHECKED BY
D. HARTMAN

IN CHARGE
D. CDWIN

DATE
09-21-2020

TRANSPORTATION
AECOM

AECOM
300 Lakeside Dr, Suite 400
Oakland, CA 94612
T 510.893.3600 F 510.874.3268

www.aecom.com

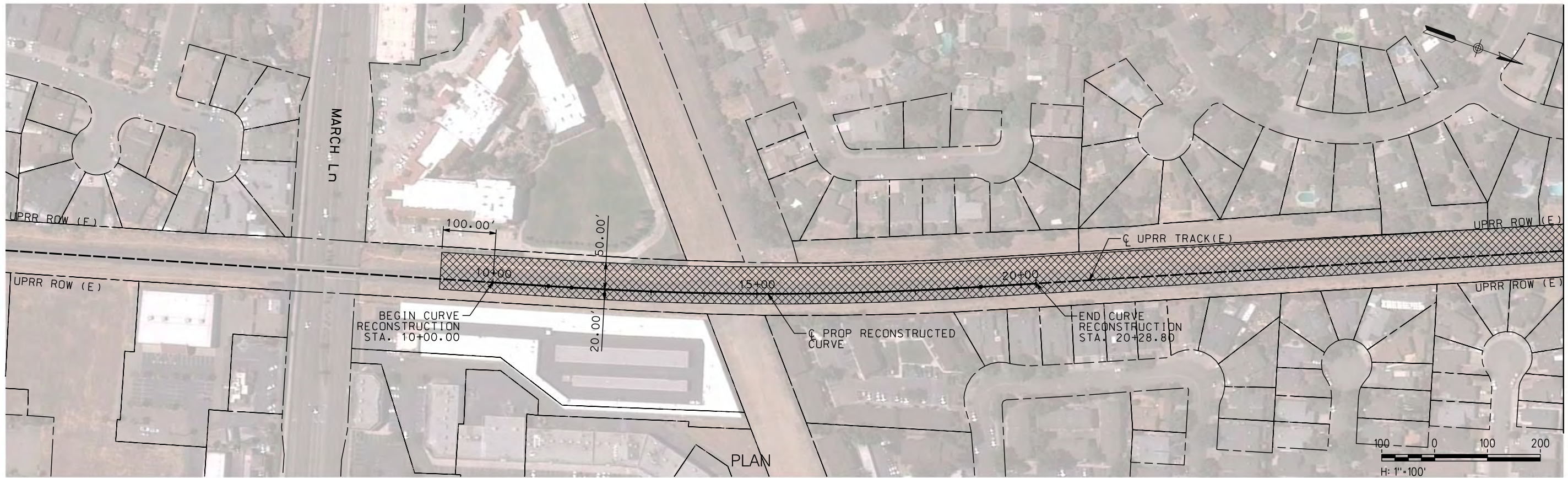
SAN JOAQUIN REGIONAL RAIL COMMISSION

ACE
ALTAMONT CORRIDOR EXPRESS

15% PRELIMINARY ENGINEERING

SAN JOAQUIN REGIONAL RAIL COMMISSION
VALLEY RAIL – SACRAMENTO EXTENSION
TRACK CURVE RECONSTRUCTION EAST OF MARCH LANE
TO EAST SWAIN ROAD – TRACK ALIGNMENT
PLAN AND PROFILE
STA. 10+00 TO STA. 20+28.80

ENVIRONMENTAL ALTERNATIVE CODE
DRAWING NO. TT-D1001-ML
SCALE AS SHOWN
SHEET NO. 8 OF 160



\$DATE \$TIME \$DCNSPEC \$USER

NOT FOR CONSTRUCTION

REV	DATE	BY	CHK	APP	DESCRIPTION

DESIGNED BY
A. SHIELDS
 DRAWN BY
A. SHIELDS
 CHECKED BY
D. HARTMAN
 IN CHARGE
D. CDWIN
 DATE
09-21-2020

TRANSPORTATION
AECOM
 300 Lakeside Dr, Suite 400
 Oakland, CA 94612
 T 510.893.3600 F 510.874.3268
 www.aecom.com



SAN JOAQUIN
REGIONAL
RAIL COMMISSION

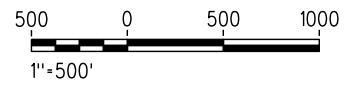
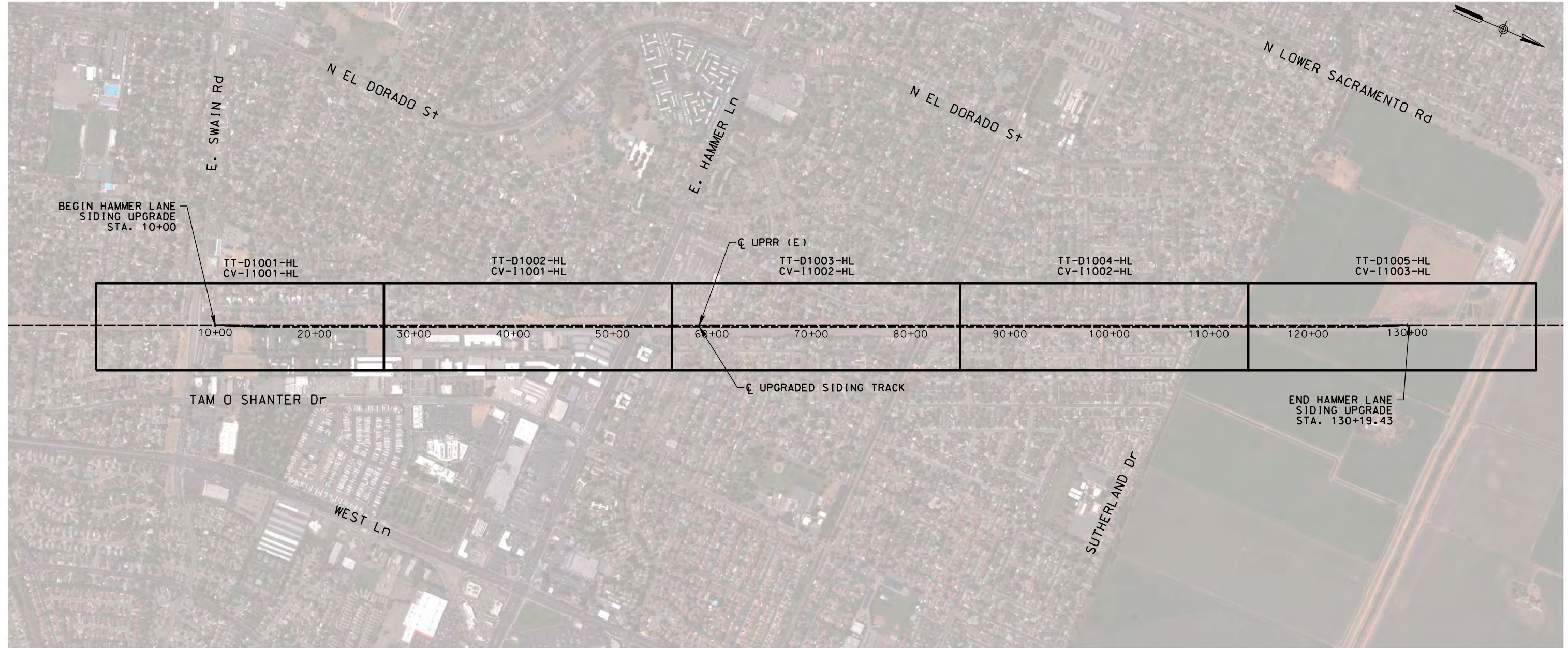


ALFANGUT CORRIDOR EXPRESS

15% PRELIMINARY ENGINEERING

SAN JOAQUIN REGIONAL RAIL COMMISSION
 VALLEY RAIL – SACRAMENTO EXTENSION
 TRACK CURVE RECONSTRUCTION EAST MARCH LANE
 TO EAST SWAIN ROAD – TRACK ALIGNMENT
 TEMPORARY CONSTRUCTION AREAS PLAN
 STA. 10+00 TO STA. 20+28.80

ENVIRONMENTAL ALTERNATIVE CODE
 DRAWING NO.
 CV- 11001-ML
 SCALE
 AS SHOWN
 SHEET NO.
 9 OF 160



\$USER \$DATE \$TIME \$DCNSPEC

NOT FOR CONSTRUCTION

REV	DATE	BY	CHK	APP	DESCRIPTION

DESIGNED BY
A. SHIELDS
 DRAWN BY
A. SHIELDS
 CHECKED BY
D. HARTMAN
 IN CHARGE
D. COWIN
 DATE
09-21-2020

TRANSPORTATION
AECOM
 300 Lakeside Dr, Suite 400
 Oakland, CA 94612
 T 510.893.3600 F 510.874.3268
 www.aecom.com



SAN JOAQUIN
REGIONAL
RAIL COMMISSION

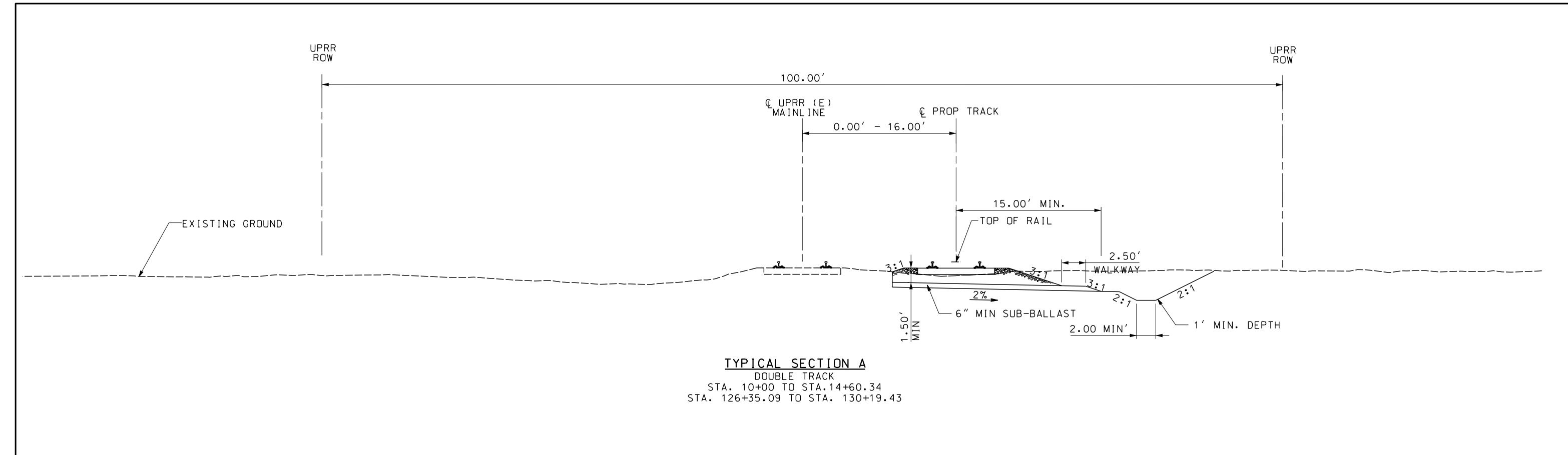


ALTAIR CORRIDOR EXPRESS

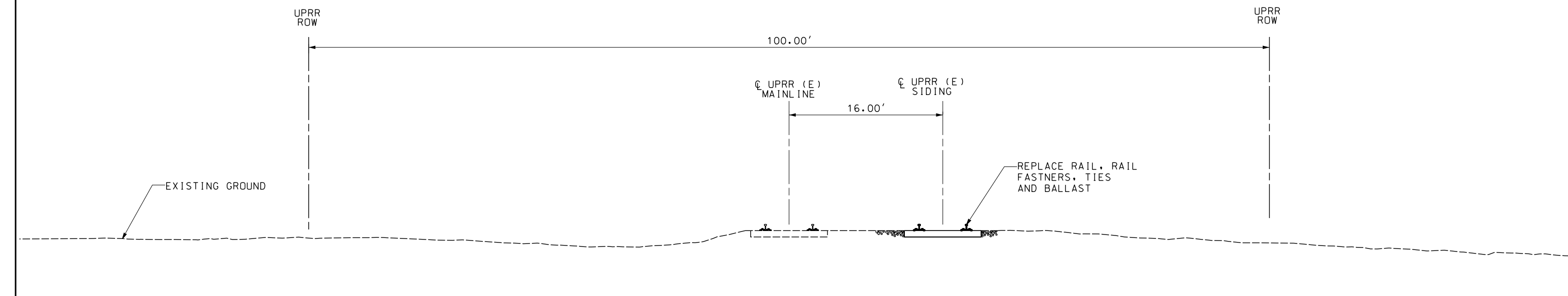
15% PRELIMINARY ENGINEERING

SAN JOAQUIN REGIONAL RAIL COMMISSION
 VALLEY RAIL – SACRAMENTO EXTENSION
 HAMMER LANE SIDING UPGRADE
 TRACK ALIGNMENT
 KEY MAP
 STA. 10+00 TO STA. 130+19.48

ENVIRONMENTAL ALTERNATIVE CODE
DRAWING NO. TT-B0001-HL
SCALE NONE
SHEET NO. 10 OF 160



TYPICAL SECTION A
 DOUBLE TRACK
 STA. 10+00 TO STA. 14+60.34
 STA. 126+35.09 TO STA. 130+19.43



TYPICAL SECTION B
 DOUBLE TRACK AT-GRADE
 STA. 14+60.34 TO STA. 125+35.09



\$USER \$DATE \$TIME \$DGN\$SPEC

NOT FOR CONSTRUCTION

REV	DATE	BY	CHK	APP	DESCRIPTION

DESIGNED BY
A. SHIELDS
 DRAWN BY
A. SHIELDS
 CHECKED BY
D. HARTMAN
 IN CHARGE
D. COWIN
 DATE
09-21-2020

TRANSPORTATION **AECOM**
AECOM
 300 Lakeside Dr, Suite 400
 Oakland, CA 94612
 T 510.893.3600 F 510.874.3268
 www.aecom.com



SAN JOAQUIN
REGIONAL
RAIL COMMISSION

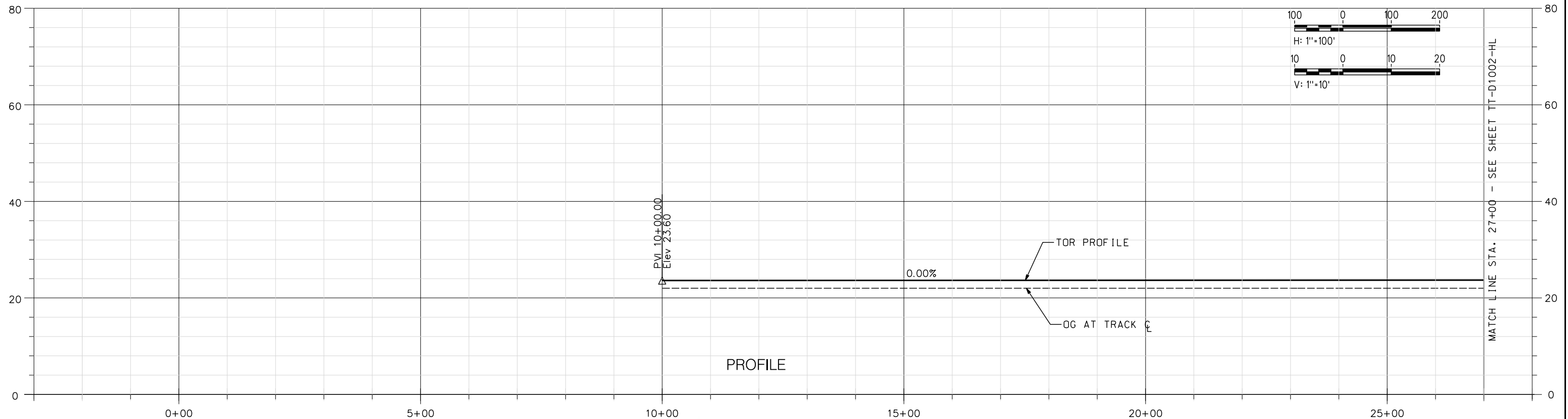


ACE
ALYAHUNT CORRIDOR EXPRESS

15% PRELIMINARY ENGINEERING

SAN JOAQUIN REGIONAL RAIL COMMISSION
 VALLEY RAIL – SACRAMENTO EXTENSION
 HAMMER LANE SIDING UPGRADE
 TRACK ALIGNMENT
 TYPICAL SECTIONS
 SHEET 1 OF 1

ENVIRONMENTAL ALTERNATIVE CODE
 DRAWING NO.
TT-D0001-HL
 SCALE
1" = 5'
 SHEET NO.
11 OF 160



NOT FOR CONSTRUCTION

REV	DATE	BY	CHK	APP	DESCRIPTION

DESIGNED BY
A. SHIELDS

DRAWN BY
A. SHIELDS

CHECKED BY
D. HARTMAN

IN CHARGE
D. COWIN

DATE
09-21-2020

TRANSPORTATION
AECOM

AECOM
300 Lakeside Dr, Suite 400
Oakland, CA 94612
T 510.893.3600 F 510.874.3268

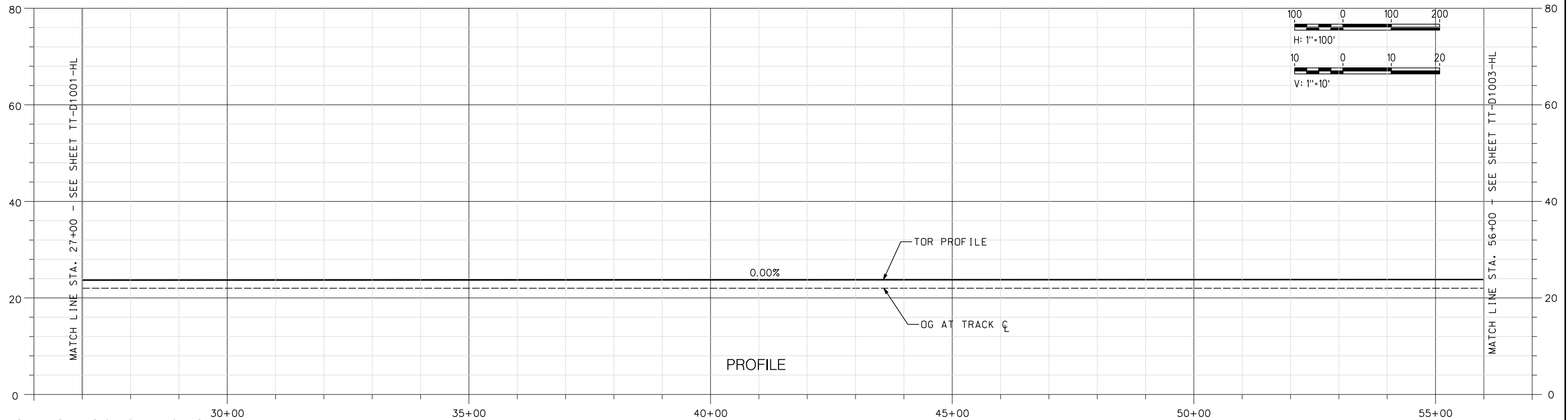
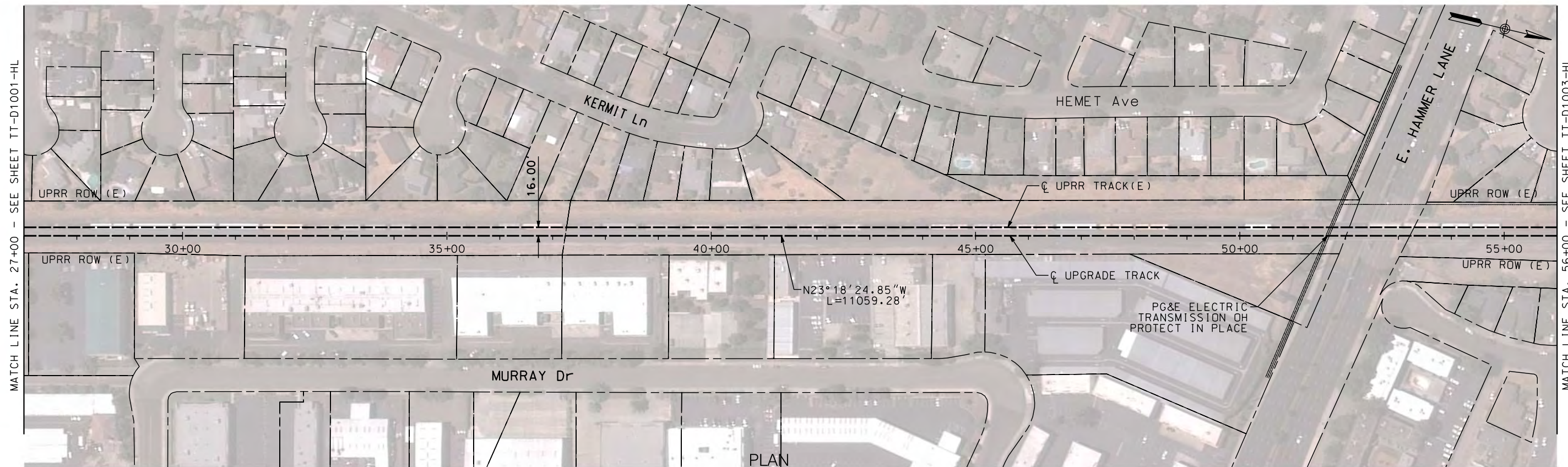
www.aecom.com

15% PRELIMINARY ENGINEERING

SAN JOAQUIN REGIONAL RAIL COMMISSION
VALLEY RAIL – SACRAMENTO EXTENSION
HAMMER LANE SIDING UPGRADE
TRACK ALIGNMENT
PLAN AND PROFILE
STA. 10+00 TO STA. 27+00

ENVIRONMENTAL ALTERNATIVE CODE
DRAWING NO. TT-D1001-HL
SCALE AS SHOWN
SHEET NO. 12 OF 160

MATCH LINE STA. 27+00 - SEE SHEET TT-D1002-HL



NOT FOR CONSTRUCTION

REV	DATE	BY	CHK	APP	DESCRIPTION

DESIGNED BY
A. SHIELDS
DRAWN BY
A. SHIELDS
CHECKED BY
D. HARTMAN
IN CHARGE
D. COWIN
DATE
09-21-2020

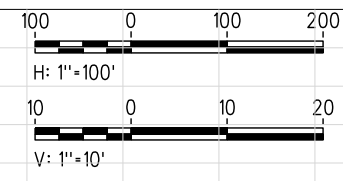
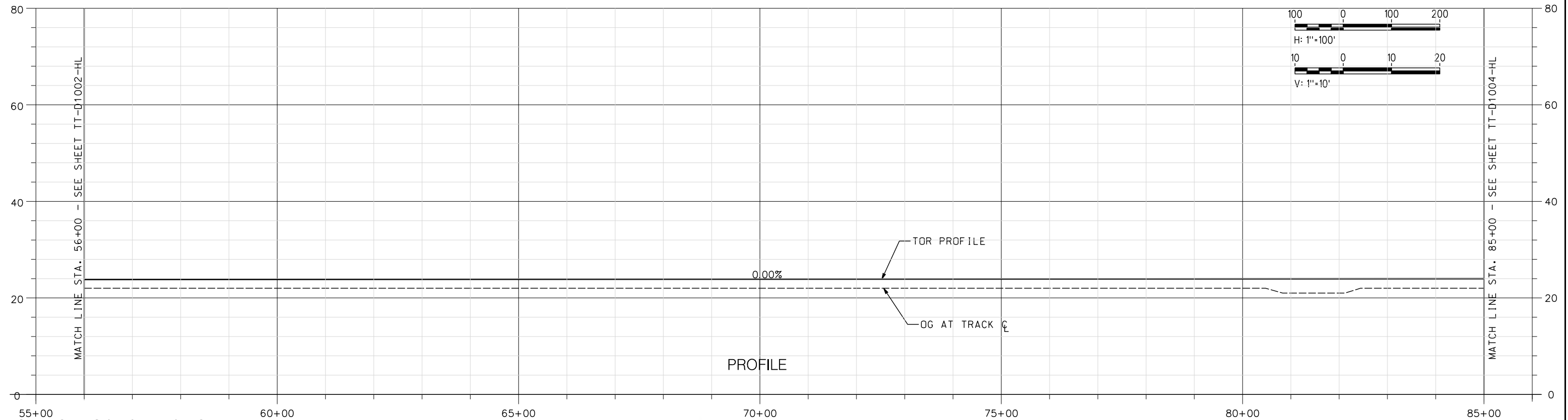
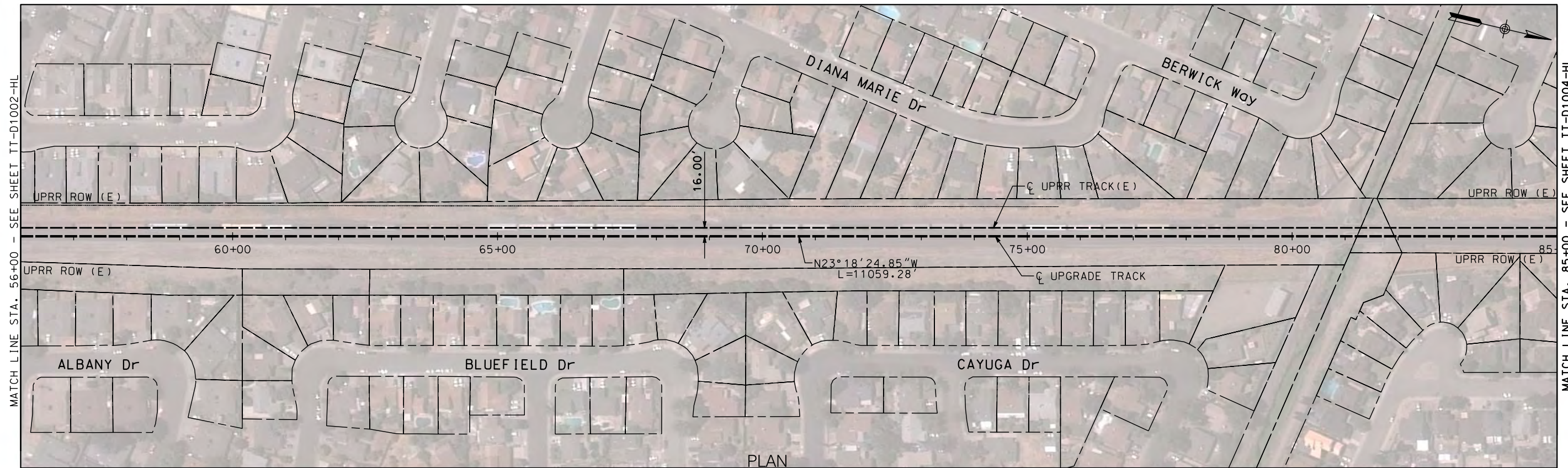
TRANSPORTATION
AECOM
AECOM
300 Lakeside Dr, Suite 400
Oakland, CA 94612
T 510.893.3600 F 510.874.3268
www.aecom.com

SAN JOAQUIN REGIONAL RAIL COMMISSION
VALLEY RAIL - SACRAMENTO EXTENSION
HAMMER LANE SIDING UPGRADE
TRACK ALIGNMENT
PLAN AND PROFILE
STA. 27+00 TO STA. 56+00

15% PRELIMINARY ENGINEERING

SAN JOAQUIN REGIONAL RAIL COMMISSION
VALLEY RAIL - SACRAMENTO EXTENSION
HAMMER LANE SIDING UPGRADE
TRACK ALIGNMENT
PLAN AND PROFILE
STA. 27+00 TO STA. 56+00

ENVIRONMENTAL ALTERNATIVE CODE
DRAWING NO.
TT-D1002-HL
SCALE
AS SHOWN
SHEET NO.
13 OF 160



55+00
NOT FOR CONSTRUCTION

REV	DATE	BY	CHK	APP	DESCRIPTION

DESIGNED BY
A. SHIELDS
DRAWN BY
A. SHIELDS
CHECKED BY
D. HARTMAN
IN CHARGE
D. COWIN
DATE
09-21-2020

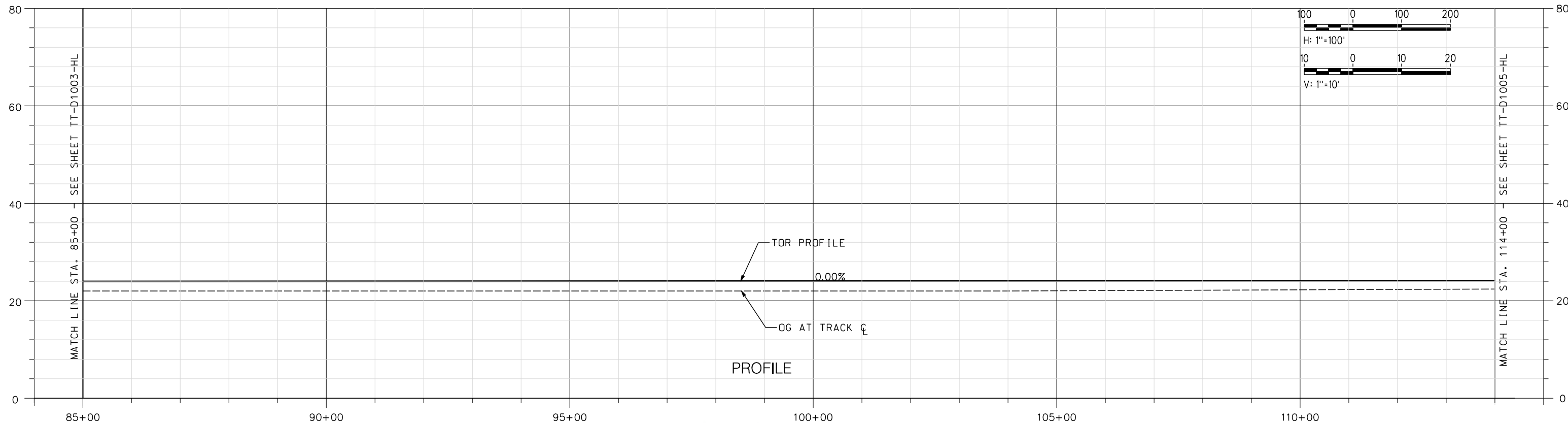
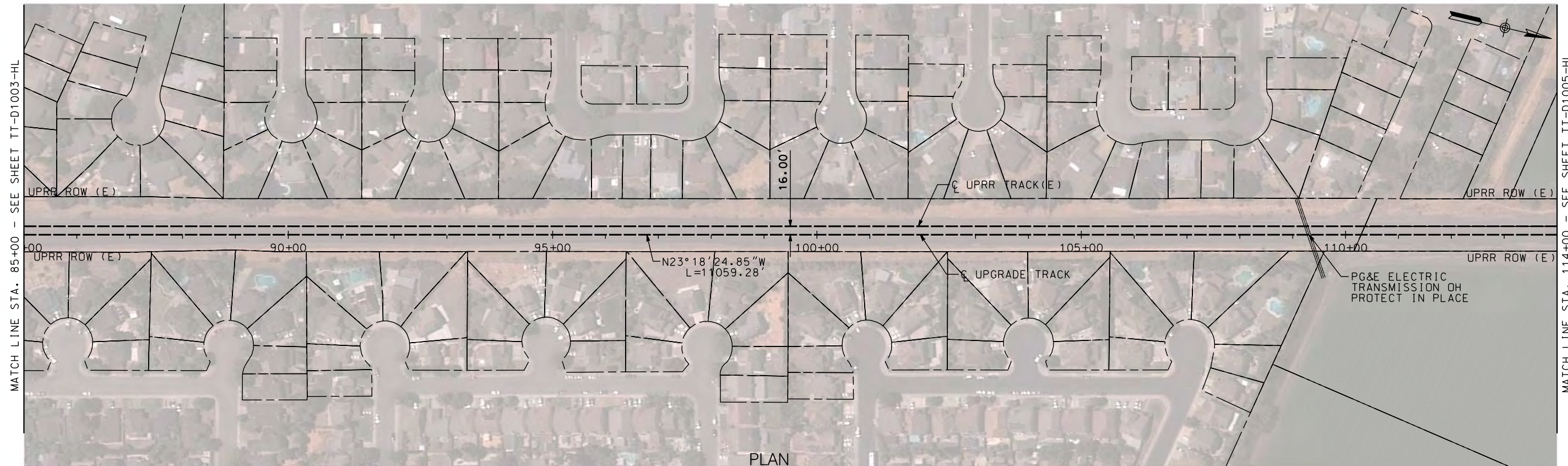
TRANSPORTATION
AECOM
AECOM
300 Lakeside Dr, Suite 400
Oakland, CA 94612
T 510.893.3600 F 510.874.3268
www.aecom.com

SAN JOAQUIN REGIONAL RAIL COMMISSION
VALLEY RAIL - SACRAMENTO EXTENSION
HAMMER LANE SIDING UPGRADE
TRACK ALIGNMENT
PLAN AND PROFILE
STA. 56+00 TO STA. 85+00

15% PRELIMINARY ENGINEERING

SAN JOAQUIN REGIONAL RAIL COMMISSION
VALLEY RAIL - SACRAMENTO EXTENSION
HAMMER LANE SIDING UPGRADE
TRACK ALIGNMENT
PLAN AND PROFILE
STA. 56+00 TO STA. 85+00

ENVIRONMENTAL ALTERNATIVE CODE
DRAWING NO.
TT-D1003-HL
SCALE
AS SHOWN
SHEET NO.
14 OF 160



NOT FOR CONSTRUCTION

REV	DATE	BY	CHK	APP	DESCRIPTION

DESIGNED BY A. SHIELDS	TRANSPORTATION
DRAWN BY A. SHIELDS	AECOM
CHECKED BY D. HARTMAN	AECOM 300 Lakeside Dr, Suite 400 Oakland, CA 94612 T 510.893.3600 F 510.874.3268
IN CHARGE D. COWIN	www.aecom.com
DATE 09-21-2020	

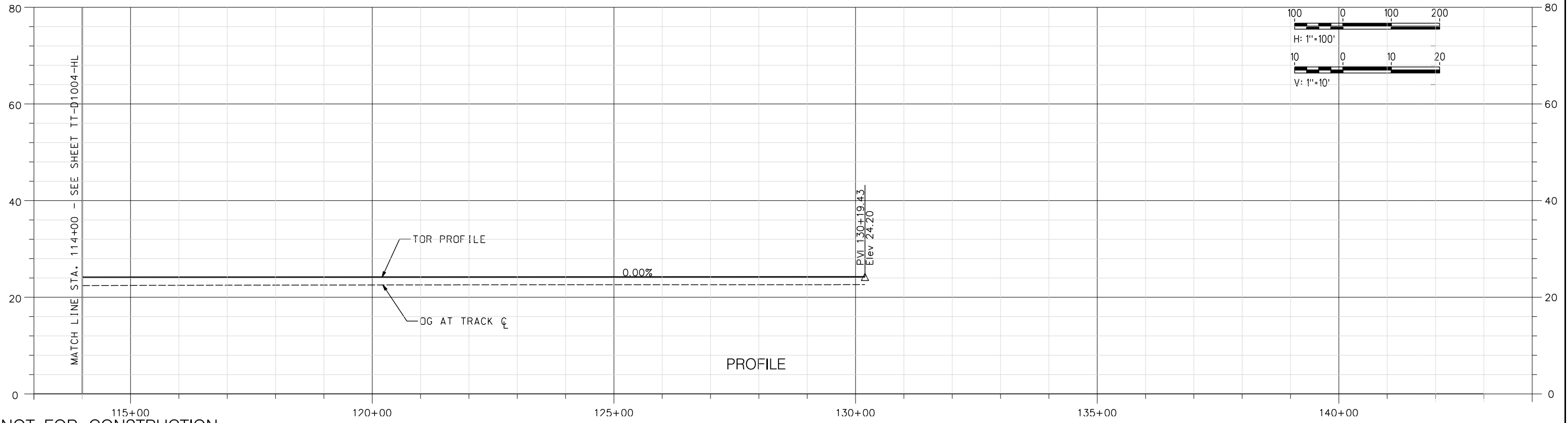
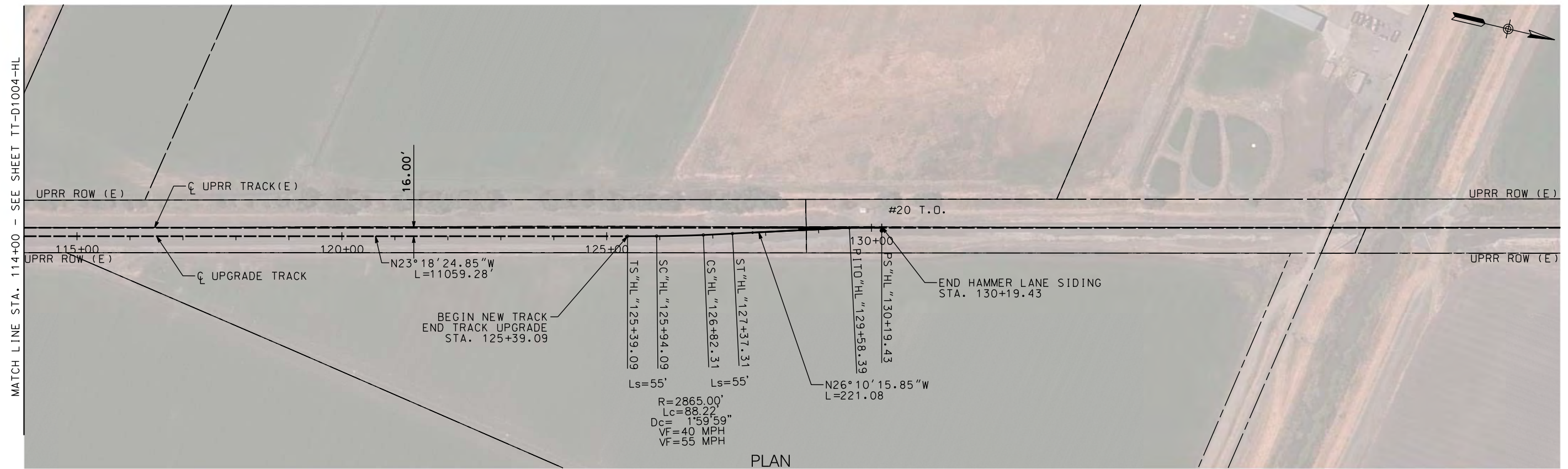
SAN JOAQUIN
REGIONAL
RAIL COMMISSION

ACE
ALTAIR CORRIDOR EXPRESS

15% PRELIMINARY ENGINEERING

SAN JOAQUIN REGIONAL RAIL COMMISSION
VALLEY RAIL – SACRAMENTO EXTENSION
HAMMER LANE SIDING UPGRADE
TRACK ALIGNMENT
PLAN AND PROFILE
STA. 85+00 TO STA. 114+00

ENVIRONMENTAL ALTERNATIVE CODE
DRAWING NO. TT-D1004-HL
SCALE AS SHOWN
SHEET NO. 15 OF 160



NOT FOR CONSTRUCTION

REV	DATE	BY	CHK	APP	DESCRIPTION

DESIGNED BY A. SHIELDS	TRANSPORTATION
DRAWN BY A. SHIELDS	AECOM
CHECKED BY D. HARTMAN	300 Lakeside Dr, Suite 400 Oakland, CA 94612 T 510.893.3600 F 510.874.3268
IN CHARGE D. COWIN	www.aecom.com
DATE 09-21-2020	

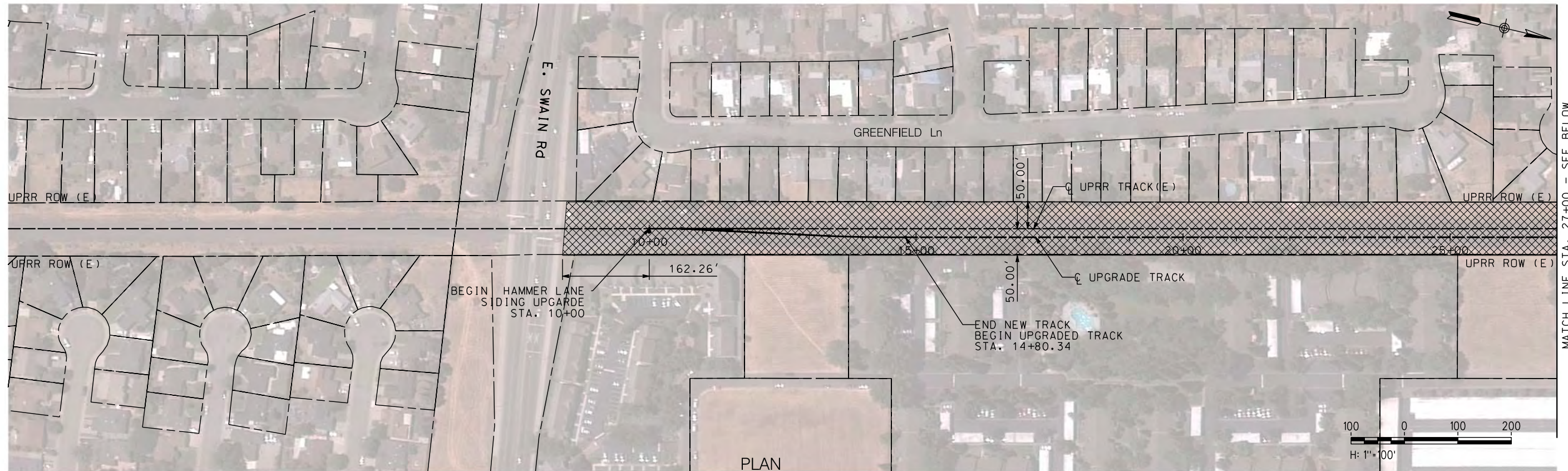
SAN JOAQUIN
REGIONAL
RAIL COMMISSION

ACE
ALTAIR CORRIDOR EXPRESS

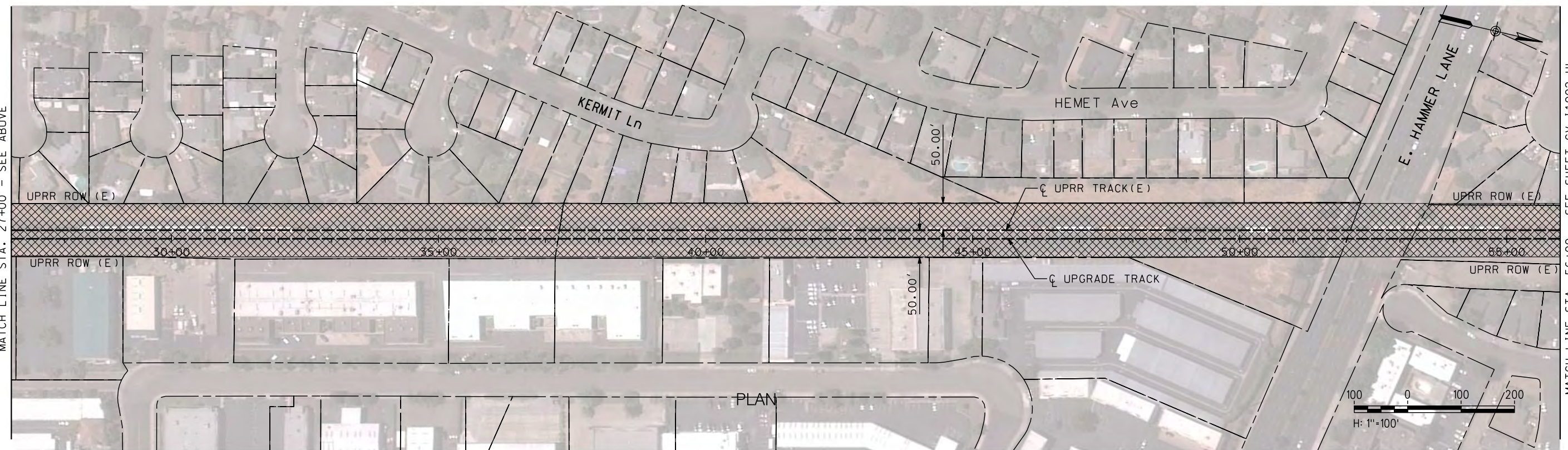
15% PRELIMINARY ENGINEERING

SAN JOAQUIN REGIONAL RAIL COMMISSION
VALLEY RAIL – SACRAMENTO EXTENSION
HAMMER LANE SIDING UPGRADE
TRACK ALIGNMENT
PLAN AND PROFILE
STA. 114+00 TO STA. 130+19.43

ENVIRONMENTAL ALTERNATIVE CODE
DRAWING NO. TT-D1005-HL
SCALE AS SHOWN
SHEET NO. 16 OF 160



MATCH LINE STA. 27+00 - SEE BELOW



MATCH LINE STA. 27+00 - SEE ABOVE

MATCH LINE STA. 56+00 - SEE SHEET CV-11002-HL

\$DATE \$TIME \$DGN\$SPEC \$USER

NOT FOR CONSTRUCTION

REV	DATE	BY	CHK	APP	DESCRIPTION

DESIGNED BY
A. SHIELDS
DRAWN BY
A. SHIELDS
CHECKED BY
D. HARTMAN
IN CHARGE
D. COWIN
DATE
09-21-2020

TRANSPORTATION
AECOM
AECOM
300 Lakeside Dr, Suite 400
Oakland, CA 94612
T 510.893.3600 F 510.874.3268
www.aecom.com



SAN JOAQUIN
REGIONAL
RAIL COMMISSION

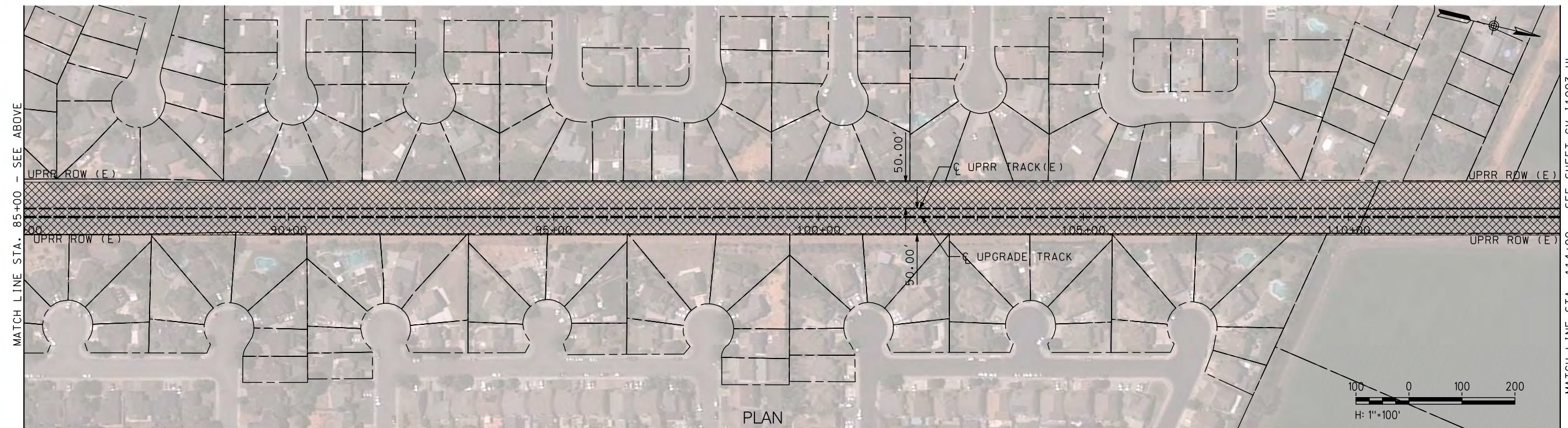
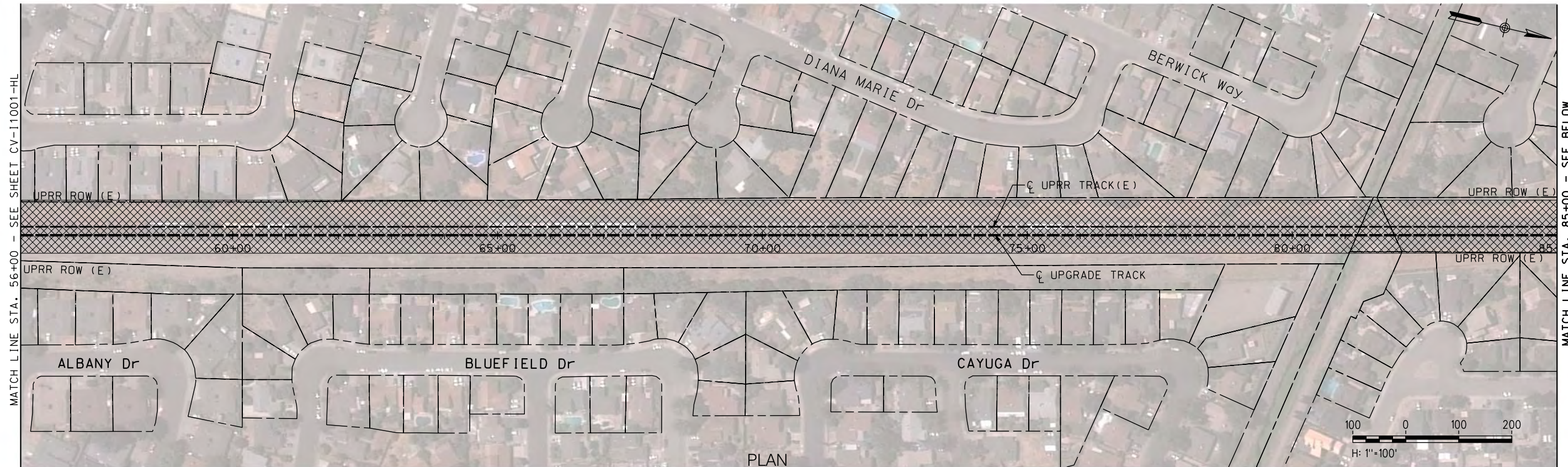


ALFACENT CORRIDOR EXPRESS

15% PRELIMINARY ENGINEERING

SAN JOAQUIN REGIONAL RAIL COMMISSION
VALLEY RAIL - SACRAMENTO EXTENSION
HAMMER LANE SIDING UPGRADE
TRACK ALIGNMENT
TEMPORARY CONSTRUCTION AREAS PLAN
STA. 10+00 TO STA. 56+00

ENVIRONMENTAL ALTERNATIVE CODE
DRAWING NO.
CV-11001-HL
SCALE
AS SHOWN
SHEET NO.
17 OF 160



\$DATE \$TIME \$DGN\$SPEC \$USER

NOT FOR CONSTRUCTION

REV	DATE	BY	CHK	APP	DESCRIPTION

DESIGNED BY A. SHIELDS	TRANSPORTATION AECOM
DRAWN BY A. SHIELDS	AECOM
CHECKED BY D. HARTMAN	300 Lakeside Dr, Suite 400 Oakland, CA 94612 T 510.893.3600 F 510.874.3268
IN CHARGE D. COWIN	www.aecom.com
DATE 09-21-2020	



SAN JOAQUIN
REGIONAL
RAIL COMMISSION

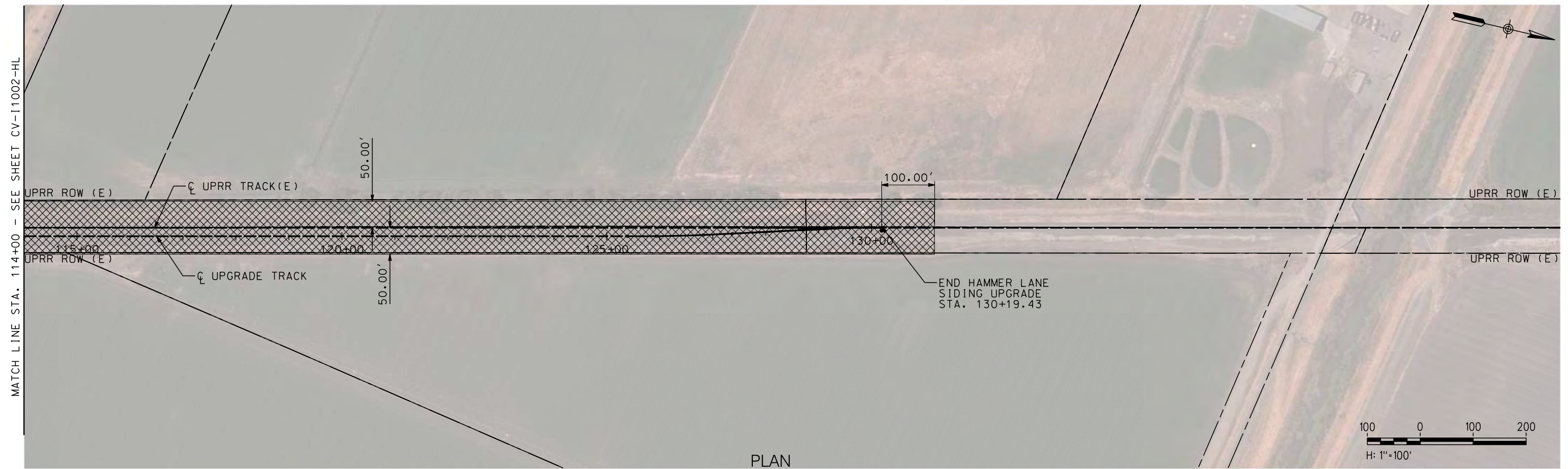


ACE
ALFAMONT CORRIDOR EXPRESS

15% PRELIMINARY ENGINEERING

SAN JOAQUIN REGIONAL RAIL COMMISSION
VALLEY RAIL – SACRAMENTO EXTENSION
HAMMER LANE SIDING UPGRADE
TRACK ALIGNMENT
TEMPORARY CONSTRUCTION AREAS PLAN
STA. 56+00 TO STA. 114+00

ENVIRONMENTAL ALTERNATIVE CODE
DRAWING NO. CV-11002-HL
SCALE AS SHOWN
SHEET NO. 18 OF 160



MATCH LINE STA. 114+00 - SEE SHEET CV-11002-HL

\$DATE \$TIME \$DGN\$SPEC \$USER

NOT FOR CONSTRUCTION

REV	DATE	BY	CHK	APP	DESCRIPTION

DESIGNED BY
A. SHIELDS
DRAWN BY
A. SHIELDS
CHECKED BY
D. HARTMAN
IN CHARGE
D. COWIN
DATE
09-21-2020

TRANSPORTATION
AECOM
AECOM
300 Lakeside Dr, Suite 400
Oakland, CA 94612
T 510.893.3600 F 510.874.3268
www.aecom.com



SAN JOAQUIN
REGIONAL
RAIL COMMISSION

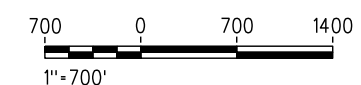
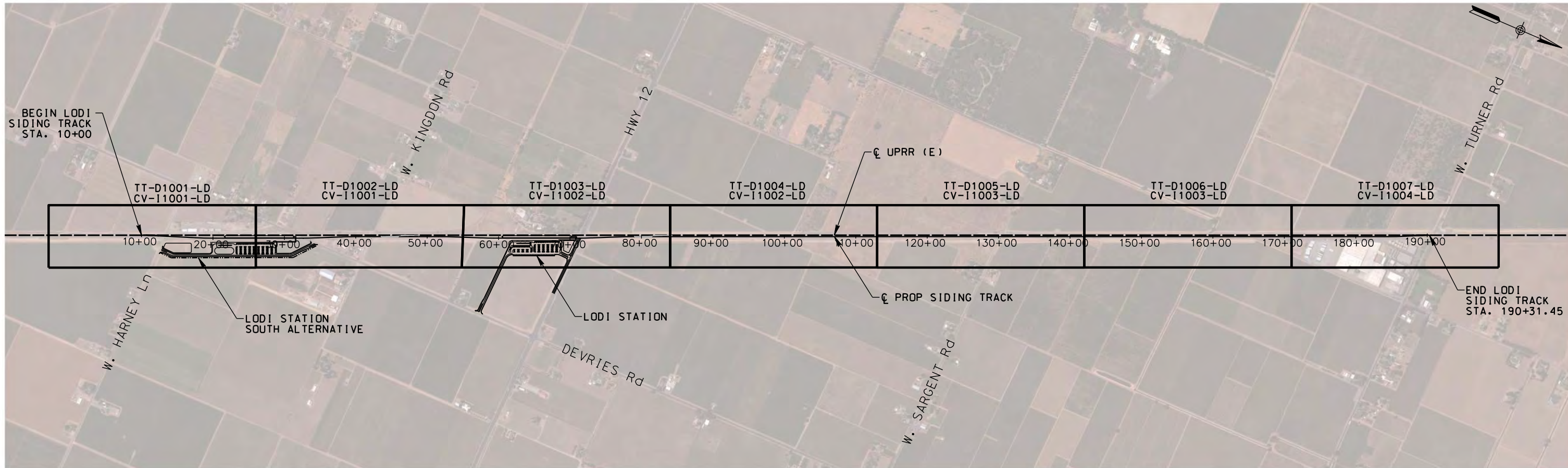


ACE
ALTAIR CORRIDOR EXPRESS

15% PRELIMINARY ENGINEERING

SAN JOAQUIN REGIONAL RAIL COMMISSION
VALLEY RAIL - SACRAMENTO EXTENSION
HAMMER LANE SIDING UPGRADE
TRACK ALIGNMENT
TEMPORARY CONSTRUCTION AREAS PLAN
STA. 114+00 TO STA. 130+19.43

ENVIRONMENTAL ALTERNATIVE CODE
DRAWING NO.
CV-11003-HL
SCALE
AS SHOWN
SHEET NO.
19 OF 160



\$USER \$DATE \$TIME \$DGN\$SPEC

NOT FOR CONSTRUCTION

REV	DATE	BY	CHK	APP	DESCRIPTION

DESIGNED BY A. SHIELDS	TRANSPORTATION AECOM 300 Lakeside Dr, Suite 400 Oakland, CA 94612 T 510.893.3600 F 510.874.3268 www.aecom.com
DRAWN BY A. SHIELDS	
CHECKED BY D. HARTMAN	
IN CHARGE D. COWIN	
DATE 09-21-2020	

SAN JOAQUIN
 REGIONAL
 RAIL COMMISSION

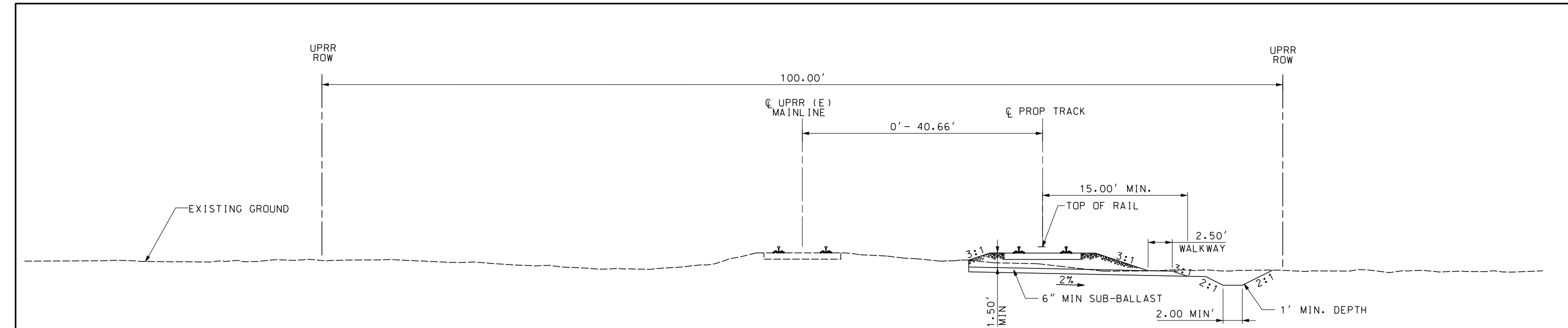
ACE
 ALTAIR CORRIDOR EXPRESS

15% PRELIMINARY ENGINEERING

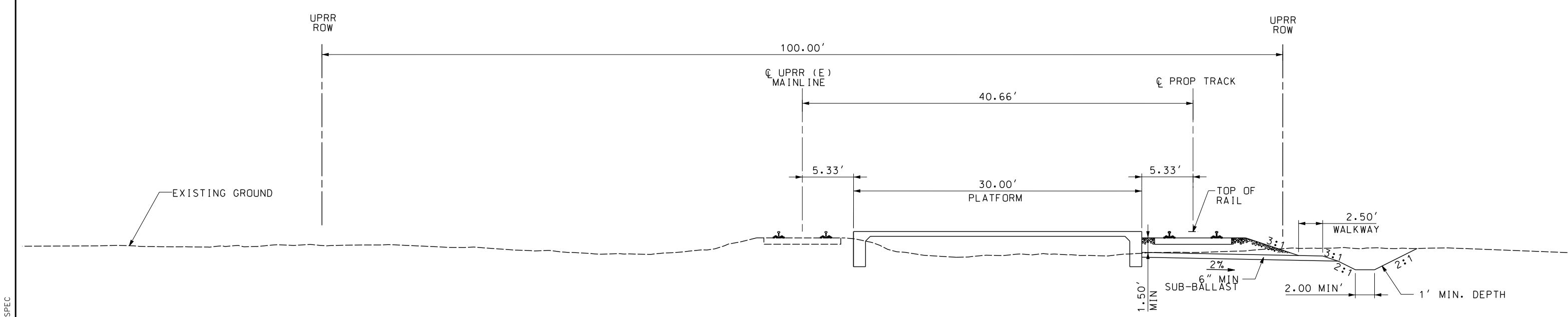
SAN JOAQUIN REGIONAL RAIL COMMISSION
 VALLEY RAIL – SACRAMENTO EXTENSION

 LODI SIDING – TRACK ALIGNMENT
 KEY MAP
 STA. 10+00 TO STA. 190+31.45

ENVIRONMENTAL ALTERNATIVE CODE
DRAWING NO. TT-B0001-LD
SCALE NONE
SHEET NO. 20 OF 160



TYPICAL SECTION A
DOUBLE TRACK
STA. 10+00 TO STA. 20+42.85



TYPICAL SECTION B
LODI STATIONS
STA. 20+42.85 TO STA. 32.+13.87
STA. 59+81.12 TO STA. 70+81.13



\$DATE \$TIME \$DGN\$SPEC \$USER

NOT FOR CONSTRUCTION

REV	DATE	BY	CHK	APP	DESCRIPTION

DESIGNED BY
A. SHIELDS
DRAWN BY
A. SHIELDS
CHECKED BY
D. HARTMAN
IN CHARGE
D. COWIN
DATE
09-21-2020

TRANSPORTATION
AECOM
AECOM
300 Lakeside Dr, Suite 400
Oakland, CA 94612
T 510.893.3600 F 510.874.3268
www.aecom.com

15% PRELIMINARY ENGINEERING

SAN JOAQUIN REGIONAL RAIL COMMISSION
VALLEY RAIL – SACRAMENTO EXTENSION

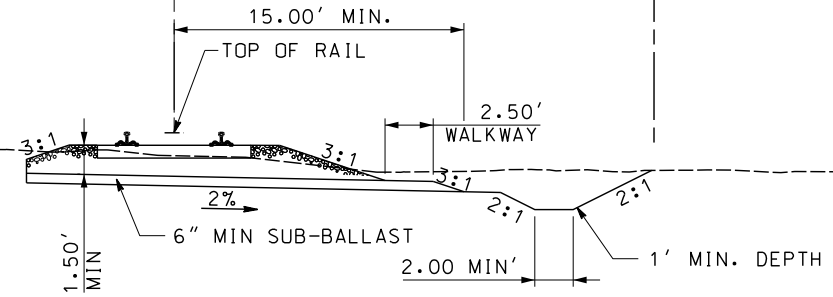
LODI SIDING – TRACK ALIGNMENT
TYPICAL SECTIONS
SHEET 1 OF 3

ENVIRONMENTAL ALTERNATIVE CODE
DRAWING NO.
TT-D0001-LD
SCALE
1" = 5'
SHEET NO.
21 OF 160

UPRR ROW

100.00'
 C UPRR (E) MAINLINE
 20.00' - 40.66'
 C PROP TRACK

EXISTING GROUND

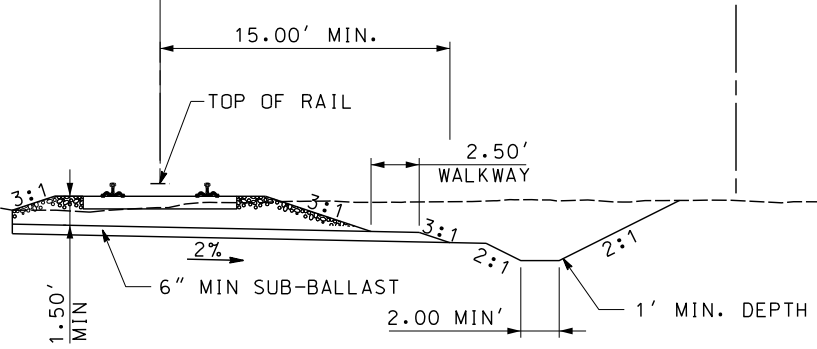


TYPICAL SECTION C
 DOUBLE TRACK
 STA. 32+13.87 TO STA. 40+34.39
 STA. 51+57.78 TO STA. 59+81.12
 STA. 70+81.13 TO STA. 79+03.77


UPRR ROW

100.00'
 C UPRR (E) MAINLINE
 20.00'
 C PROP TRACK

EXISTING GROUND



TYPICAL SECTION D
 DOUBLE TRACK
 STA. 40+34.39 TO STA. 51+57.78
 STA. 79+03.77 TO STA. 184+01.97



\$USER \$DATE \$TIME \$DGN\$SPEC

NOT FOR CONSTRUCTION

REV	DATE	BY	CHK	APP	DESCRIPTION

DESIGNED BY
A. SHIELDS

DRAWN BY
A. SHIELDS

CHECKED BY
D. HARTMAN

IN CHARGE
D. COWIN

DATE
09-21-2020

TRANSPORTATION **AECOM**

AECOM
 300 Lakeside Dr, Suite 400
 Oakland, CA 94612
 T 510.893.3600 F 510.874.3268

www.aecom.com

SAN JOAQUIN REGIONAL RAIL COMMISSION

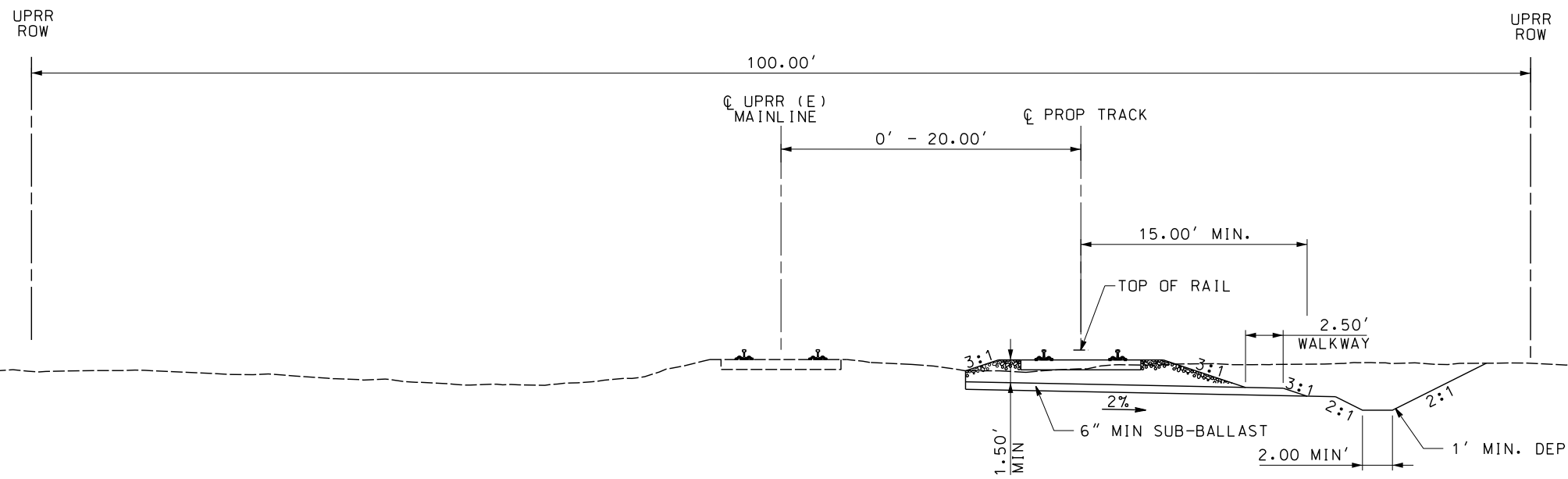
ACE
ALTYMONT CORRIDOR EXPRESS

15% PRELIMINARY ENGINEERING

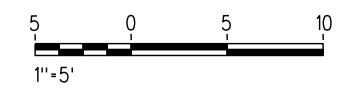
SAN JOAQUIN REGIONAL RAIL COMMISSION
 VALLEY RAIL - SACRAMENTO EXTENSION

LODI SIDING - TRACK ALIGNMENT
 TYPICAL SECTIONS
 SHEET 2 OF 3

ENVIRONMENTAL ALTERNATIVE CODE
DRAWING NO. TT-D0002-LD
SCALE 1" = 5'
SHEET NO. 22 OF 160



TYPICAL SECTION E
 DOUBLE TRACK
 STA. 184+01.97 TO STA. 190+31.45



\$USER \$DATE \$TIME \$DGN\$SPEC

NOT FOR CONSTRUCTION

REV	DATE	BY	CHK	APP	DESCRIPTION

DESIGNED BY
A. SHIELDS

DRAWN BY
A. SHIELDS

CHECKED BY
D. HARTMAN

IN CHARGE
D. COWIN

DATE
09-21-2020

TRANSPORTATION **AECOM**

AECOM
 300 Lakeside Dr, Suite 400
 Oakland, CA 94612
 T 510.893.3600 F 510.874.3268

www.aecom.com

SAN JOAQUIN REGIONAL RAIL COMMISSION

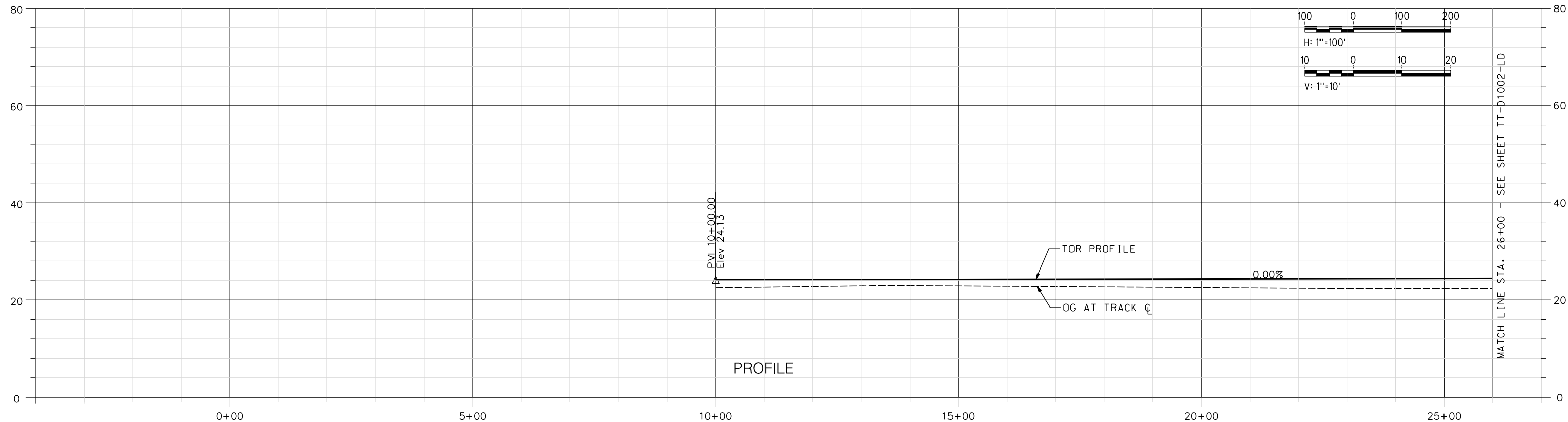
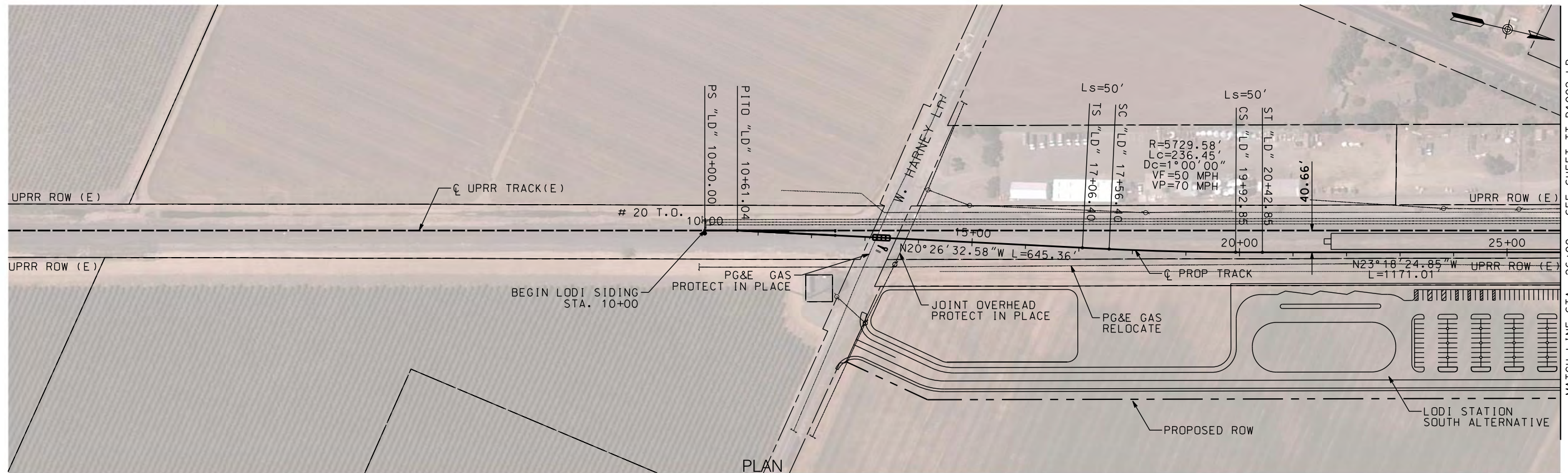
ACE
 ALTAMONT CORRIDOR EXPRESS

15% PRELIMINARY ENGINEERING

SAN JOAQUIN REGIONAL RAIL COMMISSION
 VALLEY RAIL - SACRAMENTO EXTENSION

LODI SIDING - TRACK ALIGNMENT
 TYPICAL SECTIONS
 SHEET 3 OF 3

ENVIRONMENTAL ALTERNATIVE CODE
DRAWING NO. TT-D0003-LD
SCALE 1" = 5'
SHEET NO. 23 OF 160



NOT FOR CONSTRUCTION

REV	DATE	BY	CHK	APP	DESCRIPTION

DESIGNED BY
A. SHIELDS

DRAWN BY
A. SHIELDS

CHECKED BY
D. HARTMAN

IN CHARGE
D. COWIN

DATE
09-21-2020

TRANSPORTATION
AECOM

AECOM
300 Lakeside Dr, Suite 400
Oakland, CA 94612
T 510.893.3600 F 510.874.3268

www.aecom.com



SAN JOAQUIN REGIONAL RAIL COMMISSION
VALLEY RAIL - SACRAMENTO EXTENSION

LODI SIDING - TRACK ALIGNMENT
PLAN AND PROFILE
STA. 10+00 TO STA. 26+00

ENVIRONMENTAL ALTERNATIVE CODE

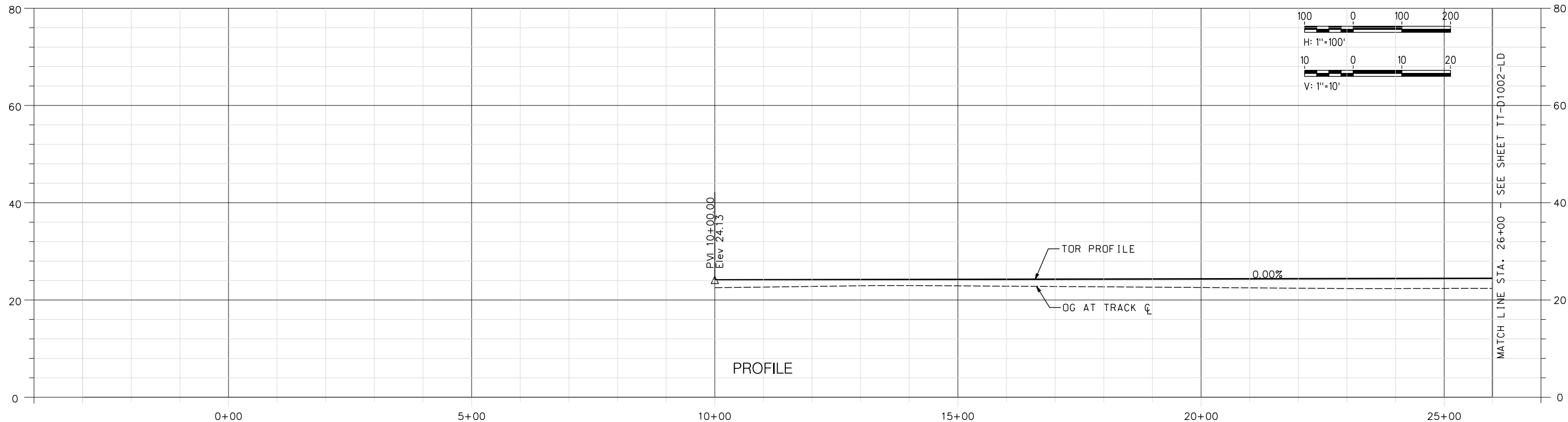
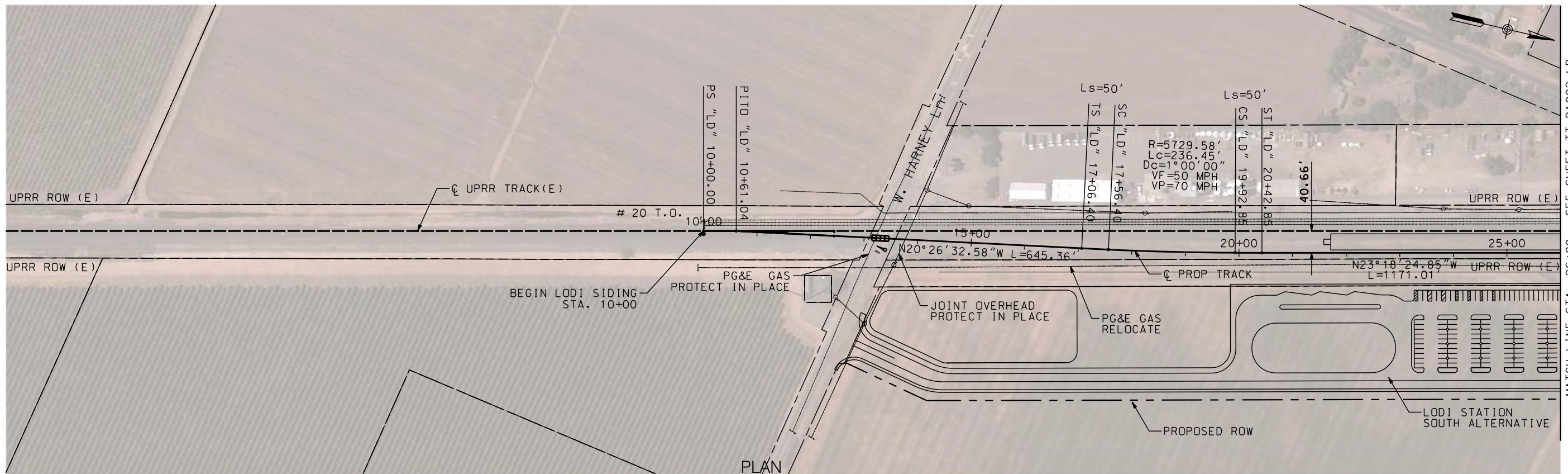
DRAWING NO.
TT-D1001-LD

SCALE
AS SHOWN

SHEET NO.
24 OF 160

MATCH LINE STA. 26+00 - SEE SHEET TT-D1002-LD

MATCH LINE STA. 26+00 - SEE SHEET TT-D1002-LD



NOT FOR CONSTRUCTION

REV	DATE	BY	CHK	APP	DESCRIPTION

DESIGNED BY
A. SHIELDS

DRAWN BY
A. SHIELDS

CHECKED BY
D. HARTMAN

IN CHARGE
D. COWIN

DATE
09-21-2020

TRANSPORTATION

AECOM

AECOM
300 Lakeside Dr, Suite 400
Oakland, CA 94612
T 510.893.3600 F 510.874.3268

www.aecom.com



SAN JOAQUIN REGIONAL RAIL COMMISSION
VALLEY RAIL - SACRAMENTO EXTENSION

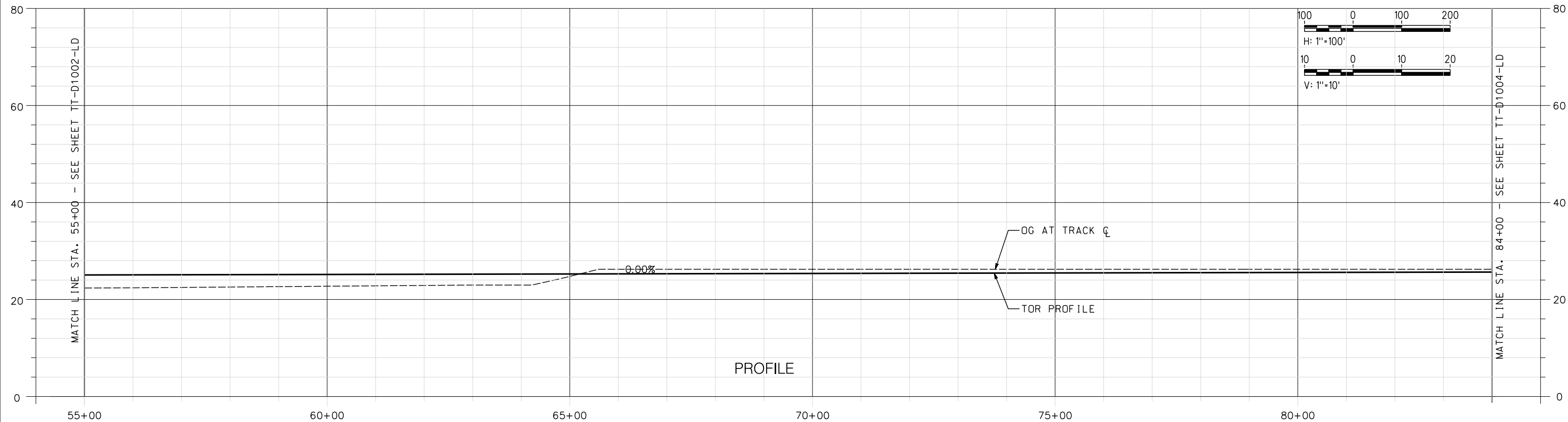
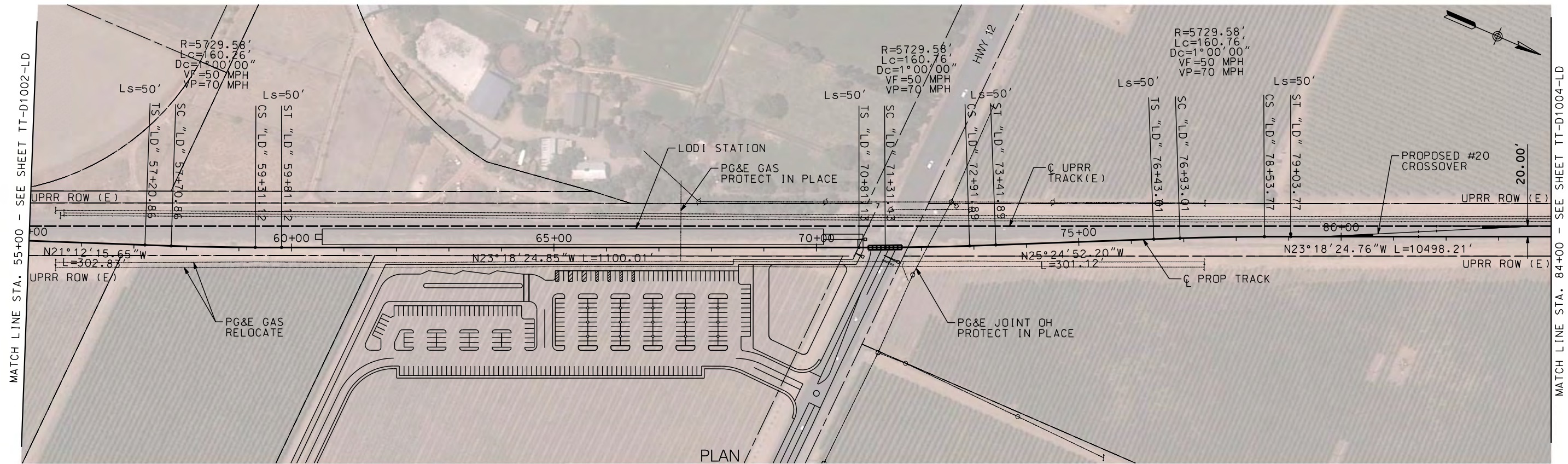
LODI SIDING - TRACK ALIGNMENT
PLAN AND PROFILE
STA. 10+00 TO STA. 26+00

ENVIRONMENTAL ALTERNATIVE CODE

DRAWING NO.
TT-D1001-LD

SCALE
AS SHOWN

SHEET NO.
25 OF 160



NOT FOR CONSTRUCTION

REV	DATE	BY	CHK	APP	DESCRIPTION

DESIGNED BY
A. SHIELDS

DRAWN BY
A. SHIELDS

CHECKED BY
D. HARTMAN

IN CHARGE
D. COWIN

DATE
09-21-2020

TRANSPORTATION
AECOM

AECOM
300 Lakeside Dr, Suite 400
Oakland, CA 94612
T 510.893.3600 F 510.874.3268

www.aecom.com

SAN JOAQUIN REGIONAL RAIL COMMISSION

15% PRELIMINARY ENGINEERING

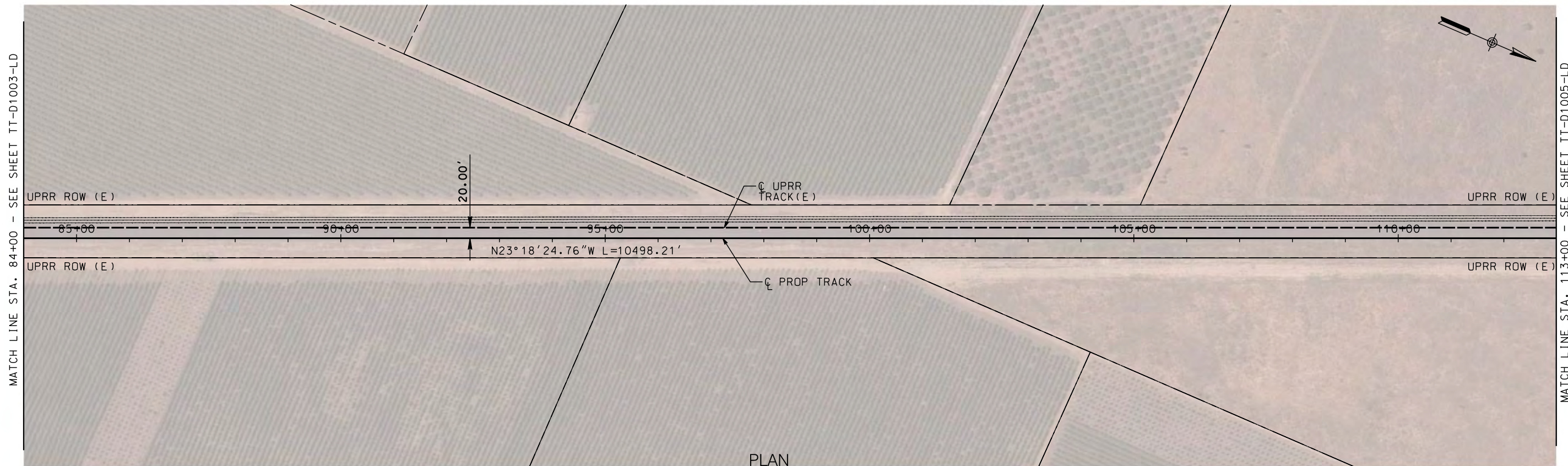
ALTAIR CORRIDOR EXPRESS

SAN JOAQUIN REGIONAL RAIL COMMISSION
VALLEY RAIL - SACRAMENTO EXTENSION

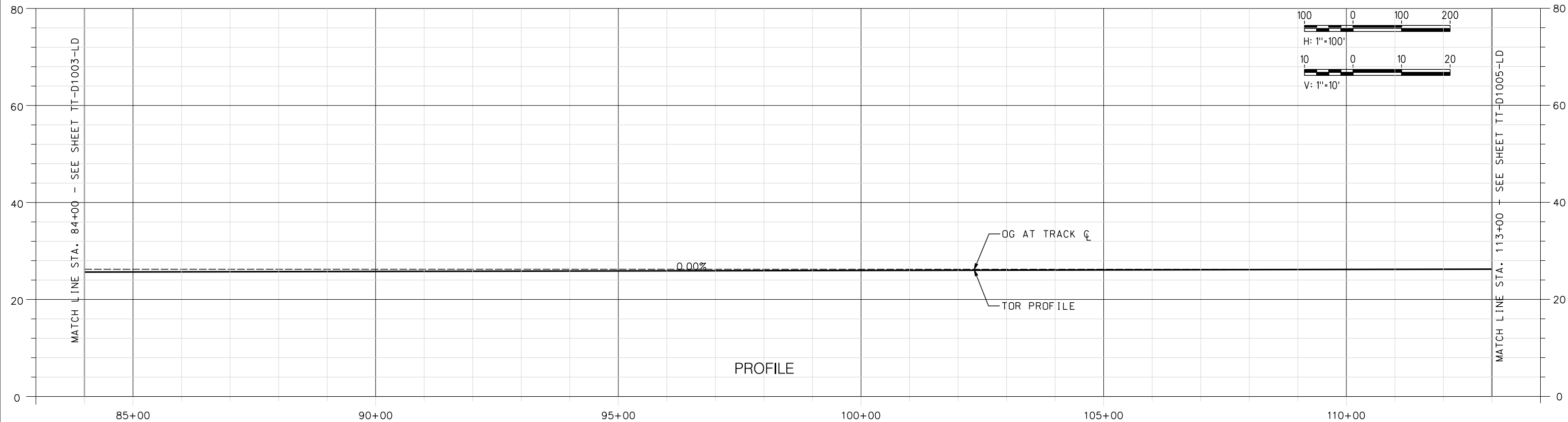
**LODI SIDING - TRACK ALIGNMENT
PLAN AND PROFILE**
STA. 55+00 TO STA. 84+00

ENVIRONMENTAL ALTERNATIVE CODE

DRAWING NO.	TT-D1003-LD
SCALE	AS SHOWN
SHEET NO.	26 OF 160



PLAN



PROFILE

NOT FOR CONSTRUCTION

REV	DATE	BY	CHK	APP	DESCRIPTION

DESIGNED BY
A. SHIELDS
DRAWN BY
A. SHIELDS
CHECKED BY
D. HARTMAN
IN CHARGE
D. COWIN
DATE
09-21-2020

TRANSPORTATION
AECOM
AECOM
300 Lakeside Dr, Suite 400
Oakland, CA 94612
T 510.893.3600 F 510.874.3268
www.aecom.com



SAN JOAQUIN REGIONAL RAIL COMMISSION
VALLEY RAIL - SACRAMENTO EXTENSION

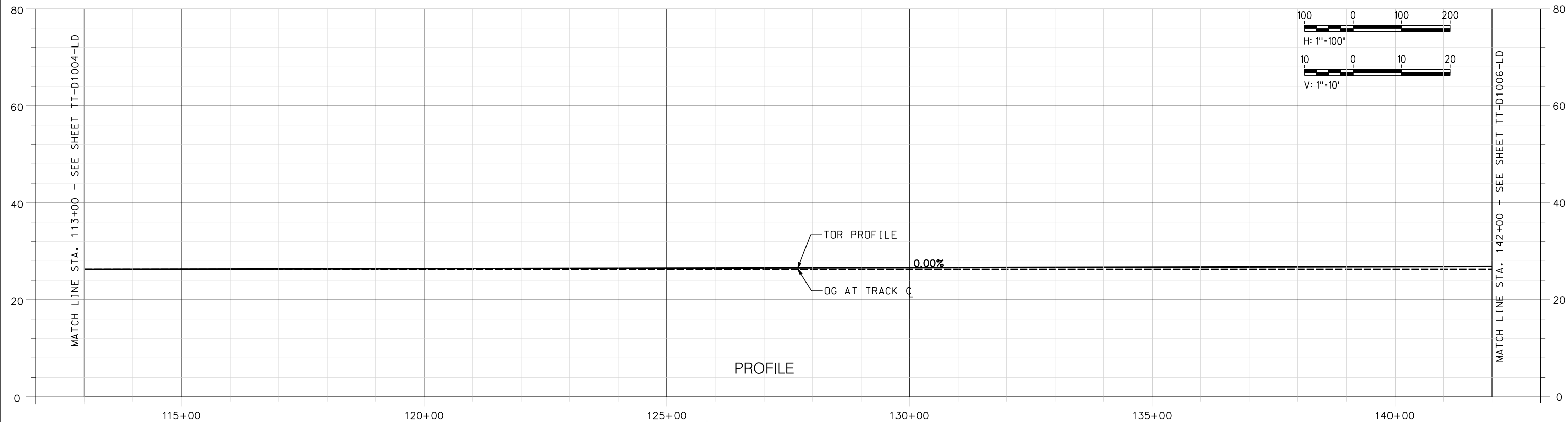
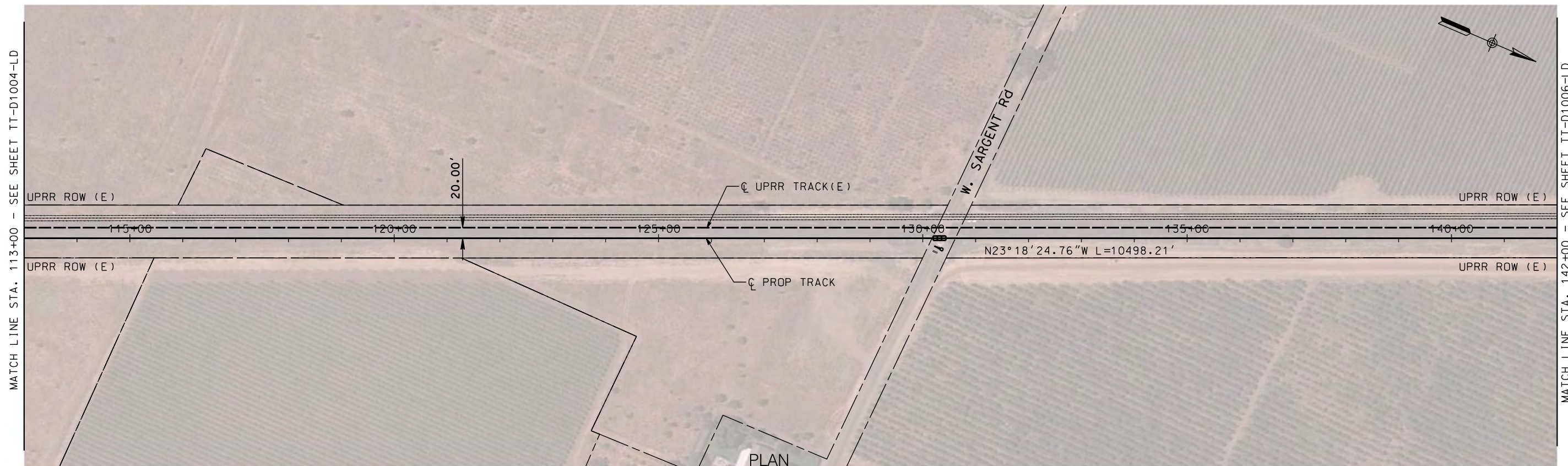
LODI SIDING - TRACK ALIGNMENT
PLAN AND PROFILE
STA. 84+00 TO STA. 113+00

ENVIRONMENTAL ALTERNATIVE CODE

DRAWING NO.
TT-D1004-LD

SCALE
AS SHOWN

SHEET NO.
27 OF 160



NOT FOR CONSTRUCTION

REV	DATE	BY	CHK	APP	DESCRIPTION

DESIGNED BY
A. SHIELDS

DRAWN BY
A. SHIELDS

CHECKED BY
D. HARTMAN

IN CHARGE
D. COWIN

DATE
09-21-2020

TRANSPORTATION
AECOM

AECOM
300 Lakeside Dr, Suite 400
Oakland, CA 94612
T 510.893.3600 F 510.874.3268

www.aecom.com

SAN JOAQUIN REGIONAL RAIL COMMISSION

ACE
ALTAMONT CORRIDOR EXPRESS

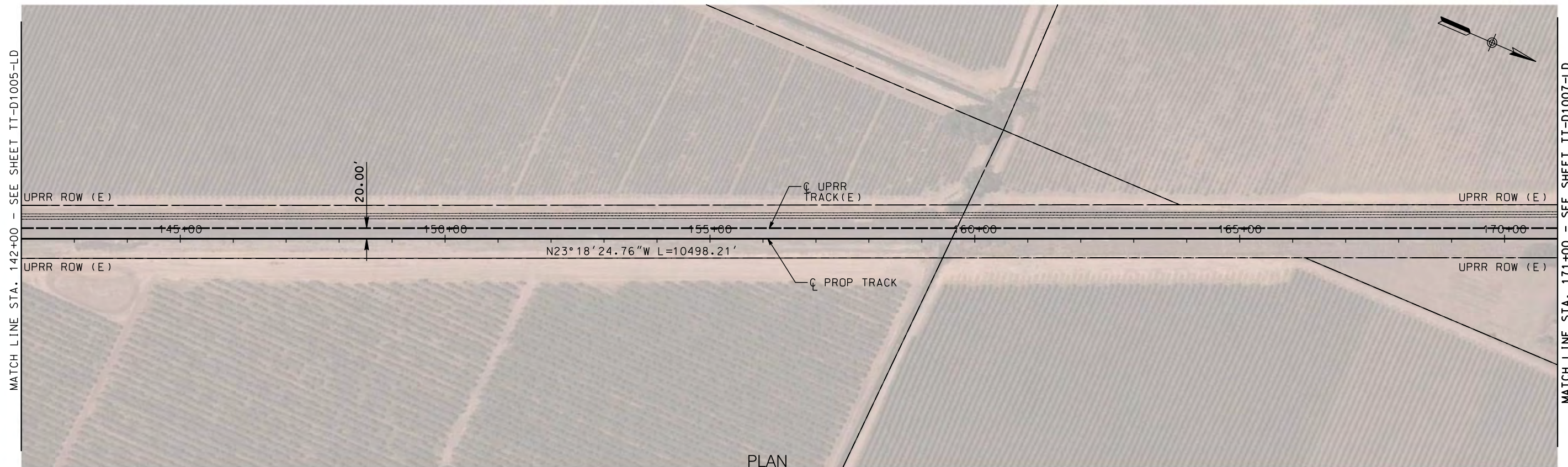
15% PRELIMINARY ENGINEERING

SAN JOAQUIN REGIONAL RAIL COMMISSION
VALLEY RAIL – SACRAMENTO EXTENSION

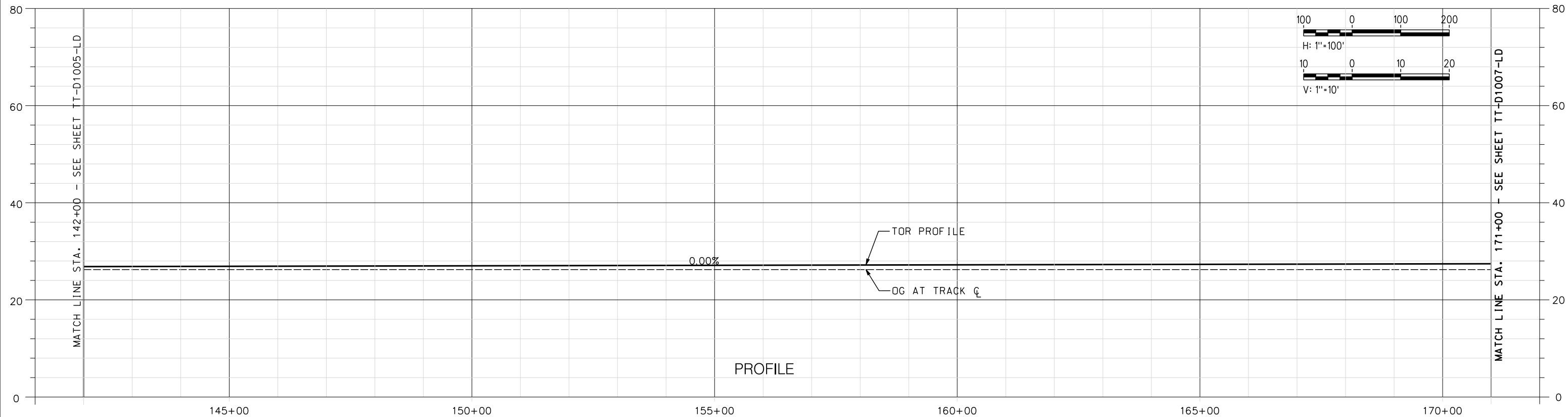
LODI SIDING – TRACK ALIGNMENT
PLAN AND PROFILE
STA. 113+00 TO STA. 142+00

ENVIRONMENTAL ALTERNATIVE CODE

DRAWING NO. TT-D1005-LD
SCALE AS SHOWN
SHEET NO. 28 OF 160



PLAN



PROFILE

NOT FOR CONSTRUCTION

REV	DATE	BY	CHK	APP	DESCRIPTION

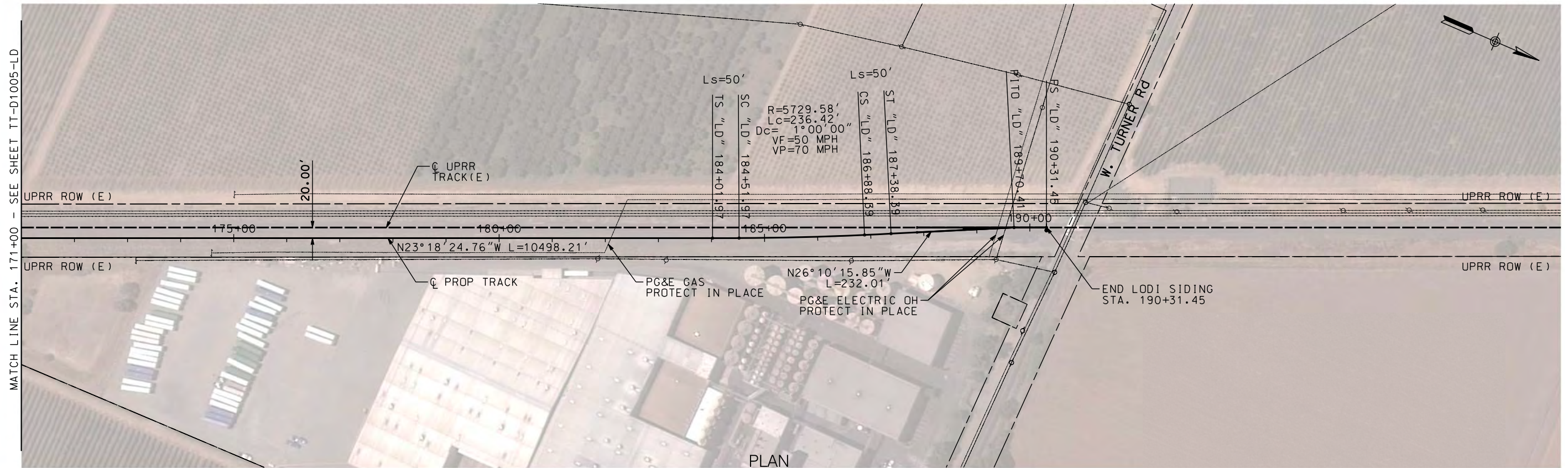
DESIGNED BY
A. SHIELDS
DRAWN BY
A. SHIELDS
CHECKED BY
D. HARTMAN
IN CHARGE
D. COWIN
DATE
09-21-2020

TRANSPORTATION
AECOM
AECOM
300 Lakeside Dr, Suite 400
Oakland, CA 94612
T 510.893.3600 F 510.874.3268
www.aecom.com

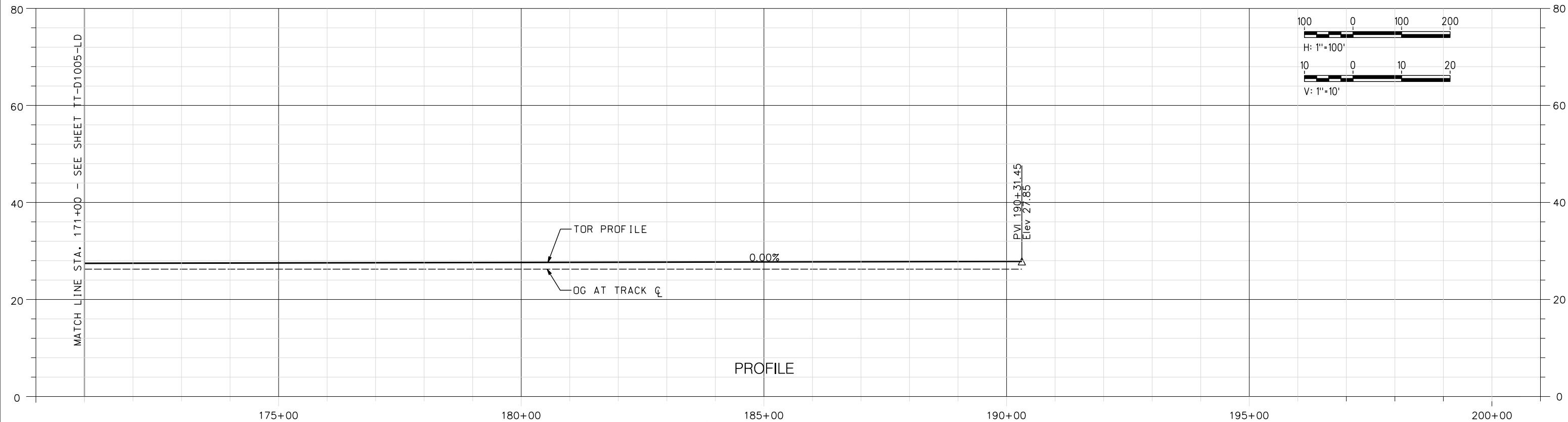


SAN JOAQUIN REGIONAL RAIL COMMISSION
VALLEY RAIL – SACRAMENTO EXTENSION
LODI SIDING – TRACK ALIGNMENT
PLAN AND PROFILE
STA. 142+00 TO STA. 171+00

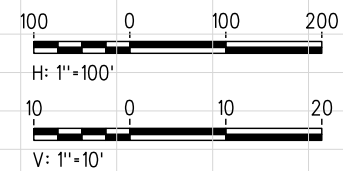
ENVIRONMENTAL ALTERNATIVE CODE
DRAWING NO.
TT-D1006-LD
SCALE
AS SHOWN
SHEET NO.
29 OF 160



PLAN



PROFILE



MATCH LINE STA. 171+00 - SEE SHEET TT-D1005-LD

MATCH LINE STA. 171+00 - SEE SHEET TT-D1005-LD

NOT FOR CONSTRUCTION

REV	DATE	BY	CHK	APP	DESCRIPTION

DESIGNED BY A. SHIELDS	TRANSPORTATION	AECOM
DRAWN BY A. SHIELDS	AECOM	
CHECKED BY D. HARTMAN	300 Lakeside Dr, Suite 400 Oakland, CA 94612 T 510.893.3600 F 510.874.3268	
IN CHARGE D. COWIN		
DATE 09-21-2020	www.aecom.com	



SAN JOAQUIN
REGIONAL
RAIL COMMISSION




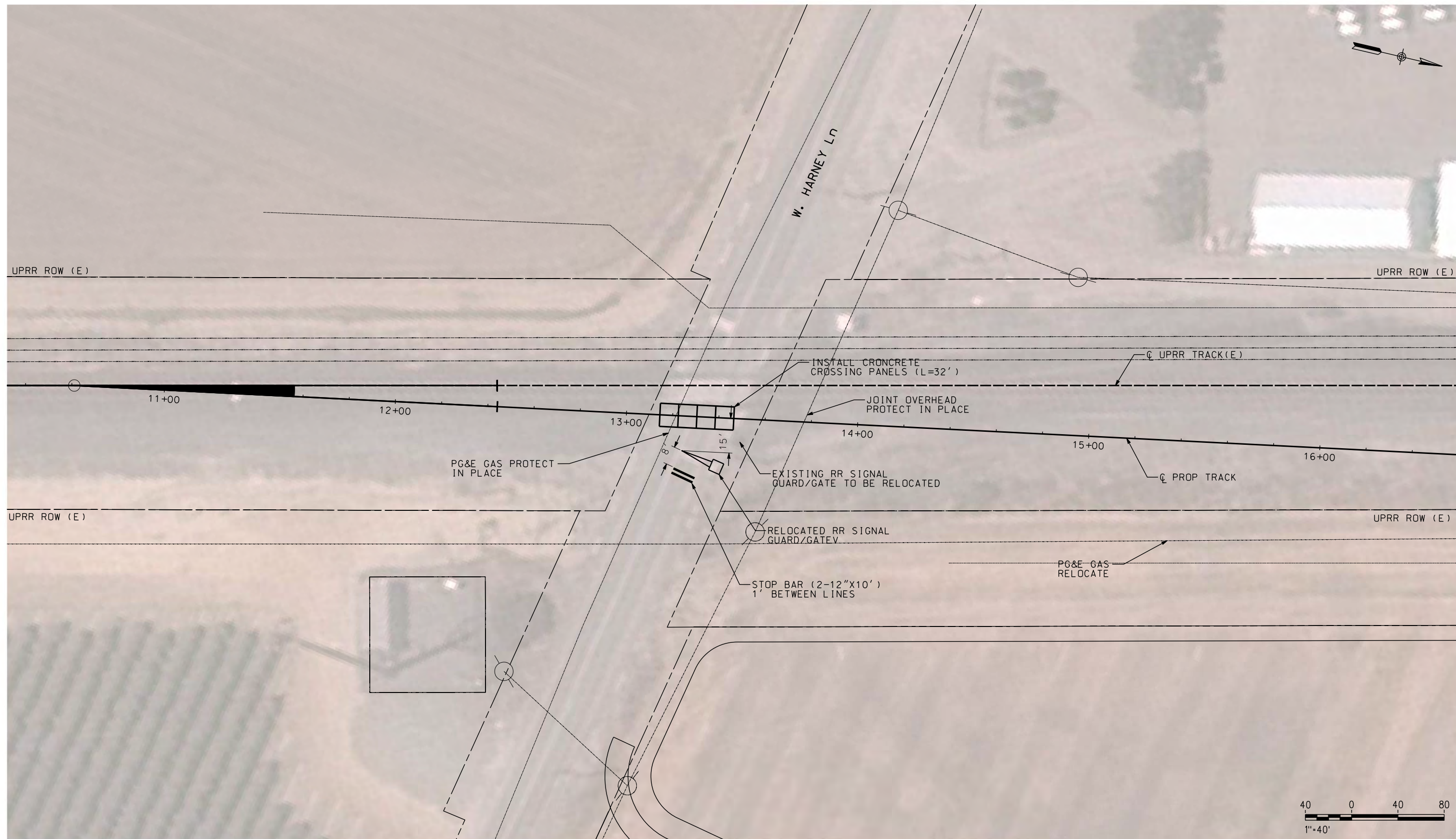
ACE
ALTAIR CORRIDOR EXPRESS

15% PRELIMINARY ENGINEERING

SAN JOAQUIN REGIONAL RAIL COMMISSION
VALLEY RAIL - SACRAMENTO EXTENSION

**LODI SIDING - TRACK ALIGNMENT
PLAN AND PROFILE**
STA. 171+00 TO STA. 190+31.45

ENVIRONMENTAL ALTERNATIVE CODE
DRAWING NO. TT-D1007-LD
SCALE AS SHOWN
SHEET NO. 30 OF 160



NOT FOR CONSTRUCTION

REV	DATE	BY	CHK	APP	DESCRIPTION

DESIGNED BY
A. SHIELDS

DRAWN BY
A. SHIELDS

CHECKED BY
D. HARTMAN

IN CHARGE
D. COWIN

DATE
09-21-2020

TRANSPORTATION **AECOM**

AECOM
300 Lakeside Dr, Suite 400
Oakland, CA 94612
T 510.893.3600 F 510.874.3268

www.aecom.com



SAN JOAQUIN
REGIONAL
RAIL COMMISSION



ACE

ALTAIR CORRIDOR EXPRESS

15% PRELIMINARY ENGINEERING

SAN JOAQUIN REGIONAL RAIL COMMISSION
VALLEY RAIL – SACRAMENTO EXTENSION

**LODI SIDING
AT-GRADE CROSSING IMPROVEMENTS
WEST HARNEY LANE**


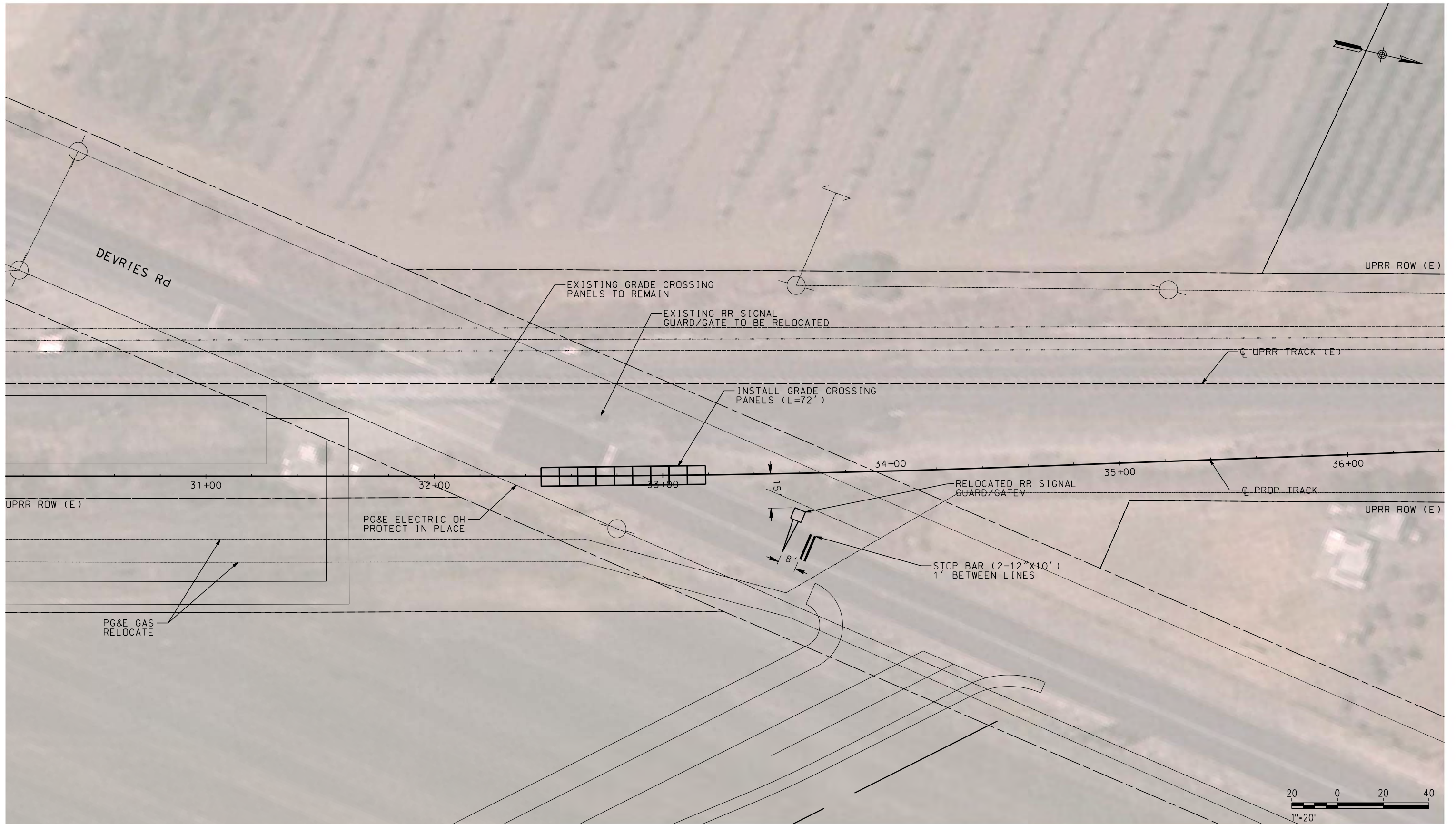
ENVIRONMENTAL ALTERNATIVE CODE

DRAWING NO.
CV-T1001-LD

SCALE
AS SHOWN

SHEET NO.
31 OF 160

\$USER \$DATE \$TIME \$DCNSPEC



\$DATE \$TIME \$DCNSPEC \$USER

NOT FOR CONSTRUCTION

REV	DATE	BY	CHK	APP	DESCRIPTION

DESIGNED BY
A. SHIELDS
 DRAWN BY
A. SHIELDS
 CHECKED BY
D. HARTMAN
 IN CHARGE
D. COWIN
 DATE
09-21-2020

TRANSPORTATION
AECOM
 300 Lakeside Dr, Suite 400
 Oakland, CA 94612
 T 510.893.3600 F 510.874.3268
 www.aecom.com



SAN JOAQUIN
REGIONAL
RAIL COMMISSION




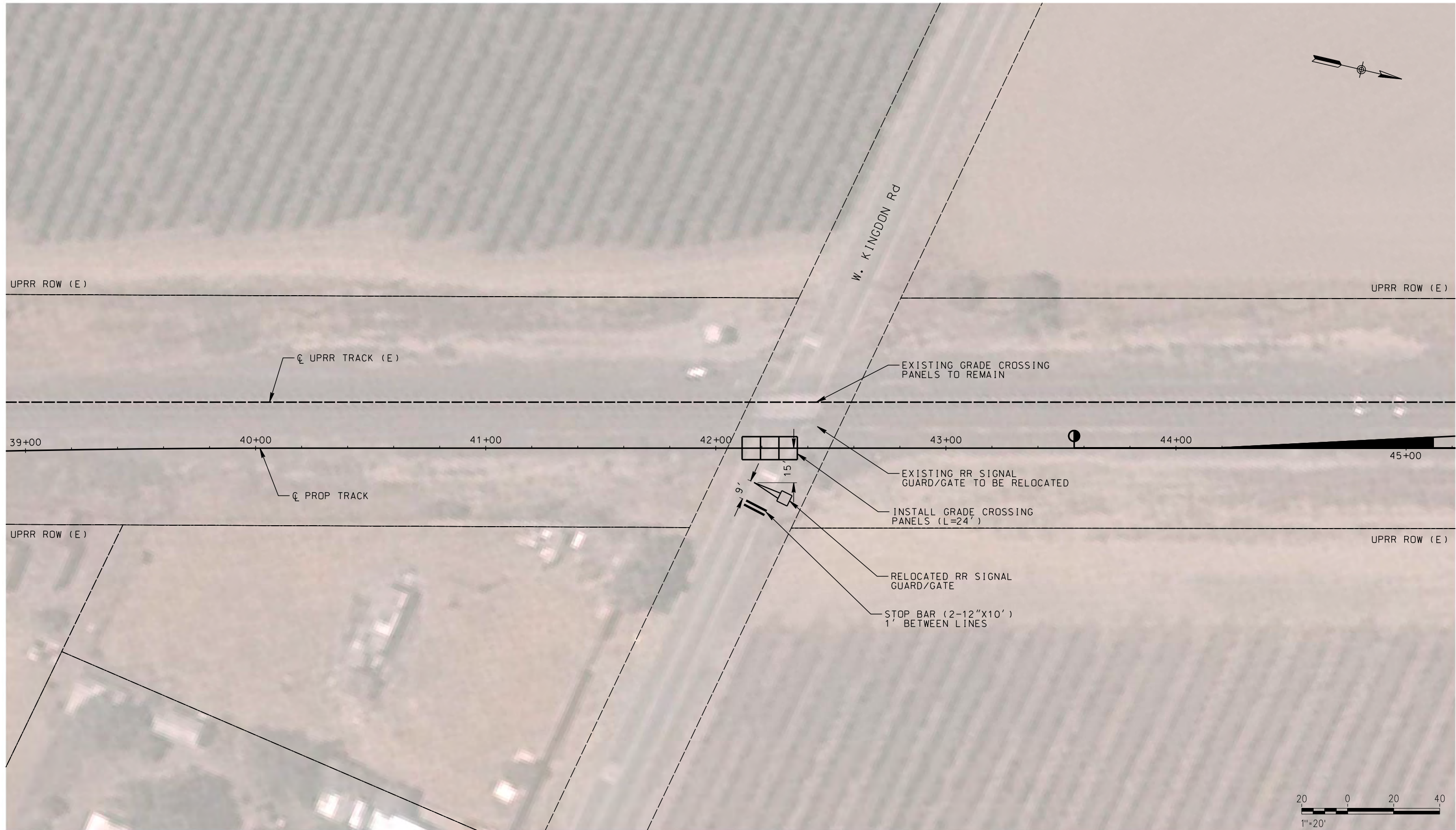
ALLEGANT CORRIDOR EXPRESS

15% PRELIMINARY ENGINEERING

SAN JOAQUIN REGIONAL RAIL COMMISSION
 VALLEY RAIL – SACRAMENTO EXTENSION

LODI SIDING
AT-GRADE CROSSING IMPROVEMENTS
DEVIERES ROAD

ENVIRONMENTAL ALTERNATIVE CODE
 DRAWING NO.
CV-T1002-LD
 SCALE
AS SHOWN
 SHEET NO.
32 OF 160



\$DATE \$TIME \$DCNSPEC \$USER

NOT FOR CONSTRUCTION

REV	DATE	BY	CHK	APP	DESCRIPTION

DESIGNED BY
A. SHIELDS
DRAWN BY
A. SHIELDS
CHECKED BY
D. HARTMAN
IN CHARGE
D. COWIN
DATE
09-21-2020

TRANSPORTATION
AECOM
AECOM
300 Lakeside Dr, Suite 400
Oakland, CA 94612
T 510.893.3600 F 510.874.3268
www.aecom.com



SAN JOAQUIN
REGIONAL
RAIL COMMISSION



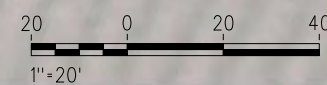
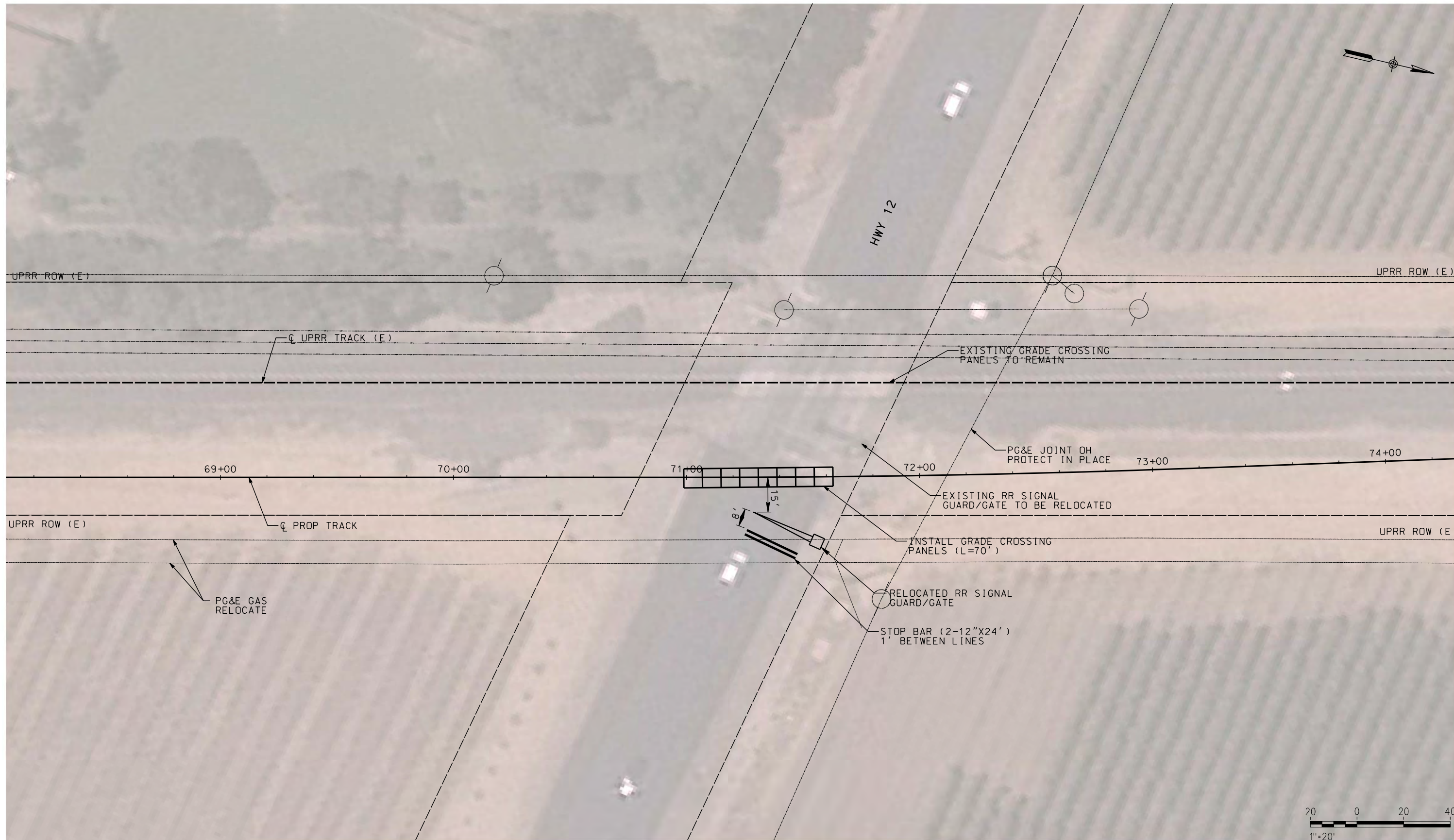
ALFACENT CORRIDOR EXPRESS

15% PRELIMINARY ENGINEERING

SAN JOAQUIN REGIONAL RAIL COMMISSION
VALLEY RAIL – SACRAMENTO EXTENSION

LODI SIDING
AT-GRADE CROSSING IMPROVEMENTS
WEST KINGDON ROAD

ENVIRONMENTAL ALTERNATIVE CODE
DRAWING NO.
CV-T1003-LD
SCALE
AS SHOWN
SHEET NO.
33 OF 160



\$USER \$DATE \$TIME \$DCNSPEC

NOT FOR CONSTRUCTION

REV	DATE	BY	CHK	APP	DESCRIPTION

DESIGNED BY
A. SHIELDS
 DRAWN BY
A. SHIELDS
 CHECKED BY
D. HARTMAN
 IN CHARGE
D. COWIN
 DATE
09-21-2020

TRANSPORTATION
AECOM
AECOM
 300 Lakeside Dr, Suite 400
 Oakland, CA 94612
 T 510.893.3600 F 510.874.3268
 www.aecom.com



SAN JOAQUIN
REGIONAL
RAIL COMMISSION




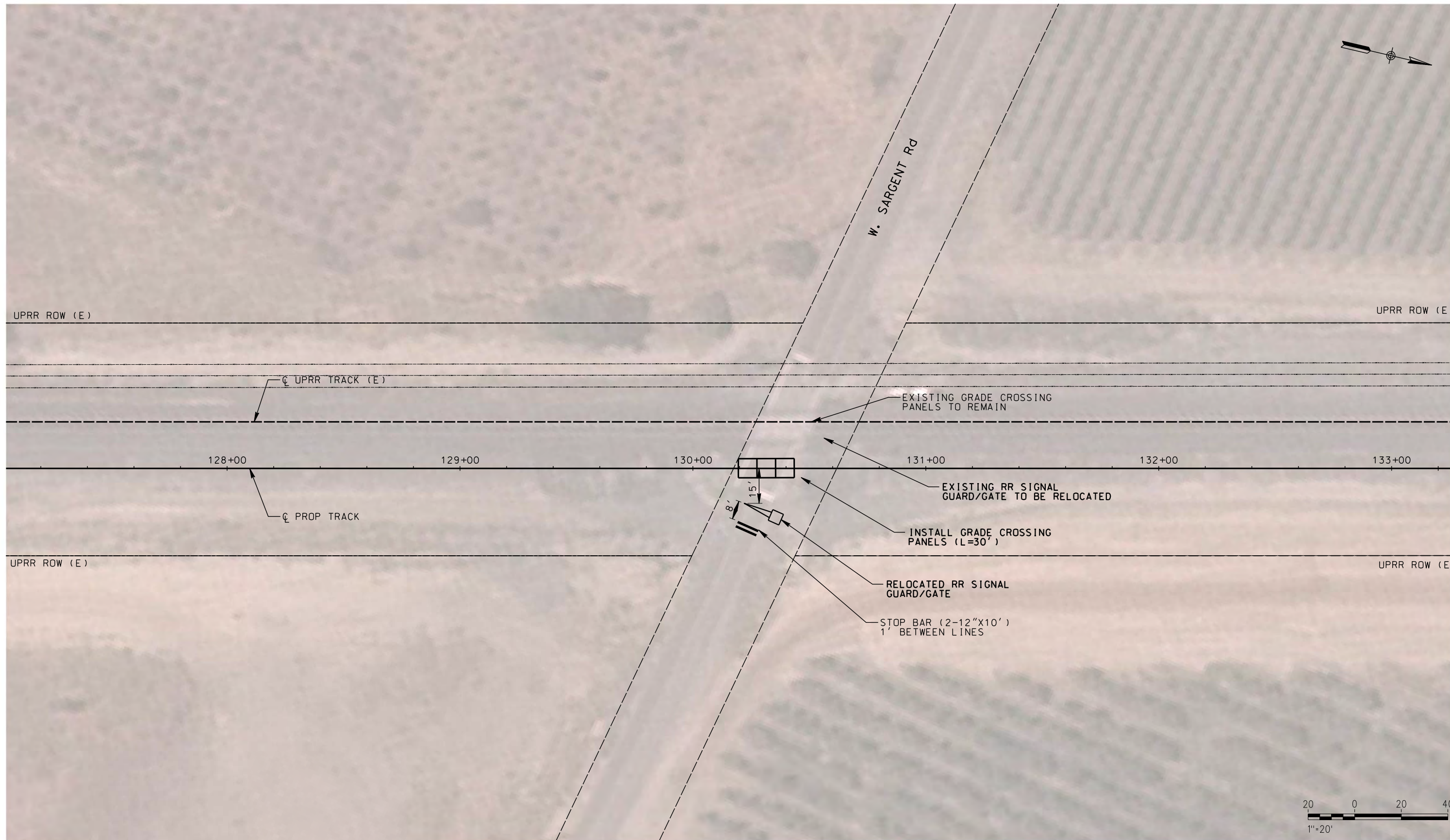
ACE
ALTAIR CORRIDOR EXPRESS

15% PRELIMINARY ENGINEERING

SAN JOAQUIN REGIONAL RAIL COMMISSION
 VALLEY RAIL – SACRAMENTO EXTENSION

LODI SIDING
AT-GRADE CROSSING IMPROVEMENTS
HWY 12

ENVIRONMENTAL ALTERNATIVE CODE
 DRAWING NO.
CV-T1004-LD
 SCALE
AS SHOWN
 SHEET NO.
34 OF 160



\$DATE \$TIME \$DCNSPEC \$USER

NOT FOR CONSTRUCTION

REV	DATE	BY	CHK	APP	DESCRIPTION

DESIGNED BY
A. SHIELDS
DRAWN BY
A. SHIELDS
CHECKED BY
D. HARTMAN
IN CHARGE
D. COWIN
DATE
09-21-2020

TRANSPORTATION
AECOM
300 Lakeside Dr, Suite 400
Oakland, CA 94612
T 510.893.3600 F 510.874.3268
www.aecom.com



SAN JOAQUIN
REGIONAL
RAIL COMMISSION



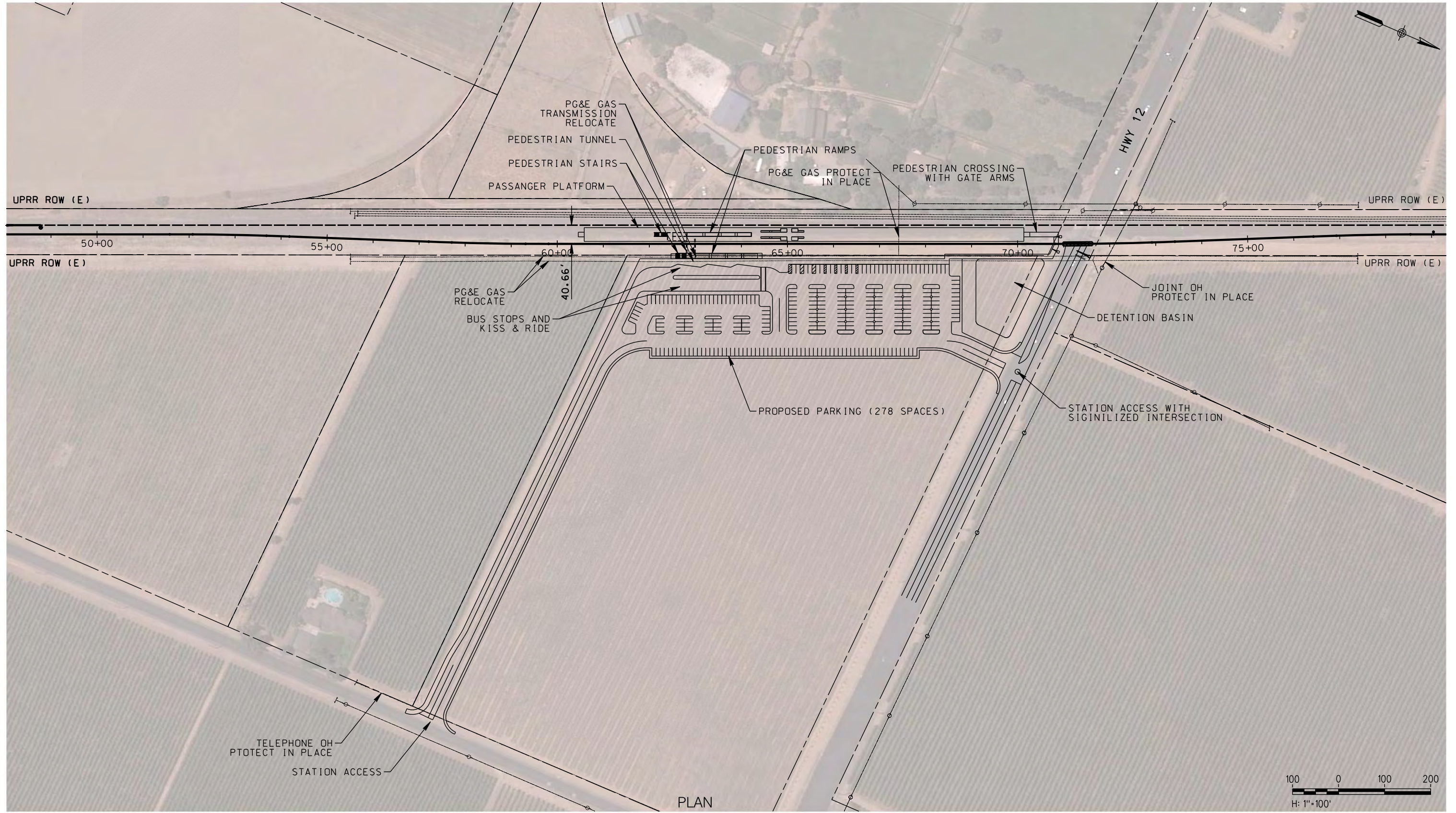
ACE
ALTAHANT CORRIDOR EXPRESS

15% PRELIMINARY ENGINEERING

SAN JOAQUIN REGIONAL RAIL COMMISSION
VALLEY RAIL – SACRAMENTO EXTENSION

LODI SIDING
AT-GRADE CROSSING IMPROVEMENTS
WEST SARGENT ROAD

ENVIRONMENTAL ALTERNATIVE CODE
DRAWING NO.
CV-T1005-LD
SCALE
AS SHOWN
SHEET NO.
35 OF 160



NOT FOR CONSTRUCTION

REV	DATE	BY	CHK	APP	DESCRIPTION

DESIGNED BY
A. SHIELDS

DRAWN BY
A. SHIELDS

CHECKED BY
D. HARTMAN

IN CHARGE
D. COWIN

DATE
09-21-2020

TRANSPORTATION **AECOM**

AECOM
300 Lakeside Dr, Suite 400
Oakland, CA 94612
T 510.893.3600 F 510.874.3268

www.aecom.com

SAN JOAQUIN REGIONAL RAIL COMMISSION



15% PRELIMINARY ENGINEERING



ALTAIR CORRIDOR EXPRESS

SAN JOAQUIN REGIONAL RAIL COMMISSION
VALLEY RAIL - SACRAMENTO EXTENSION

LODI STATION
SITE PLAN

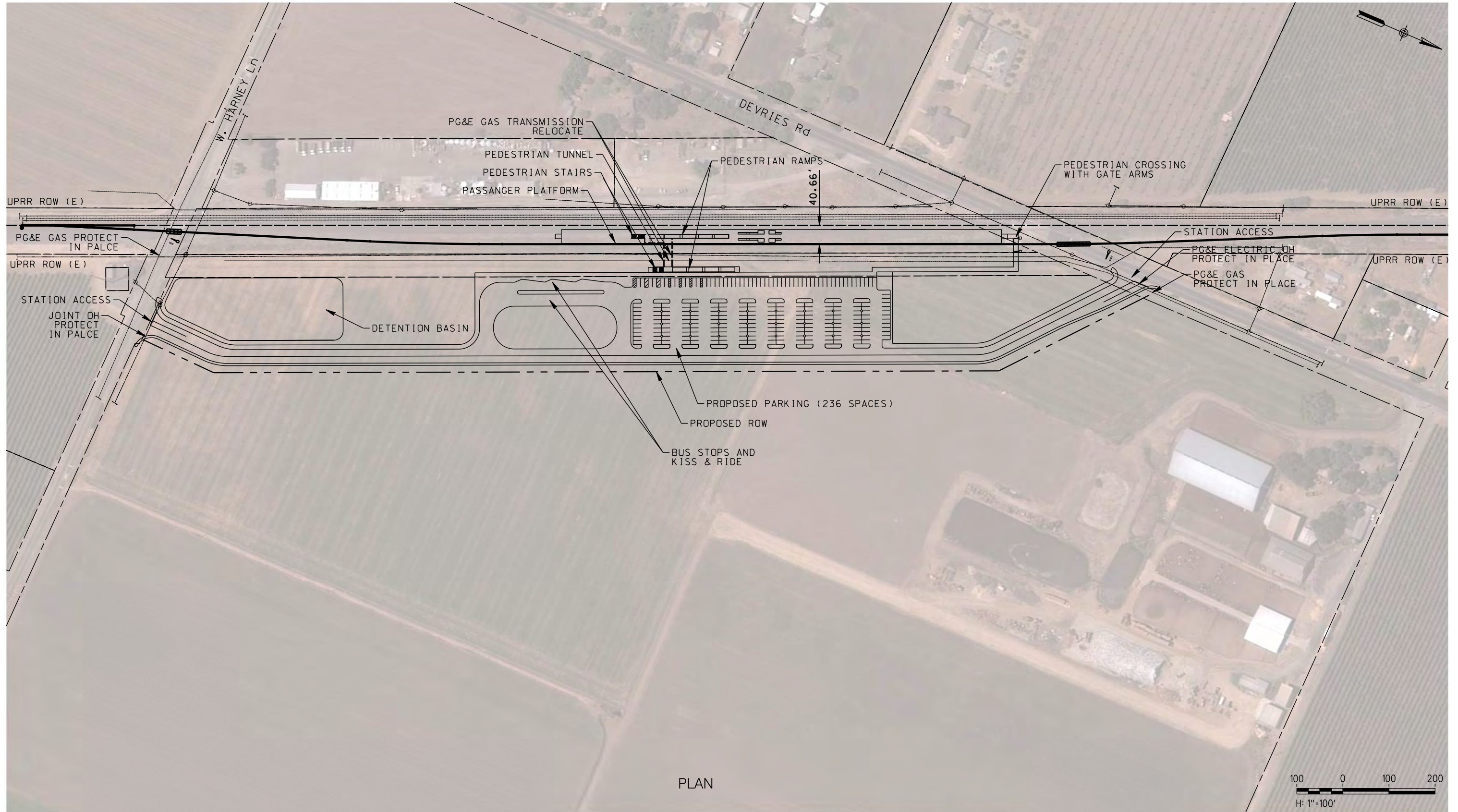
ENVIRONMENTAL ALTERNATIVE CODE

DRAWING NO.
CV-E1001-LD

SCALE
AS SHOWN

SHEET NO.
36 OF 160

\$USER \$DATE \$TIME \$DGN\$SPEC



PLAN

NOT FOR CONSTRUCTION

REV	DATE	BY	CHK	APP	DESCRIPTION

DESIGNED BY
A. SHIELDS
DRAWN BY
A. SHIELDS
CHECKED BY
D. HARTMAN
IN CHARGE
D. COWIN
DATE
09-21-2020

TRANSPORTATION
AECOM
AECOM
300 Lakeside Dr, Suite 400
Oakland, CA 94612
T 510.893.3600 F 510.874.3268
www.aecom.com

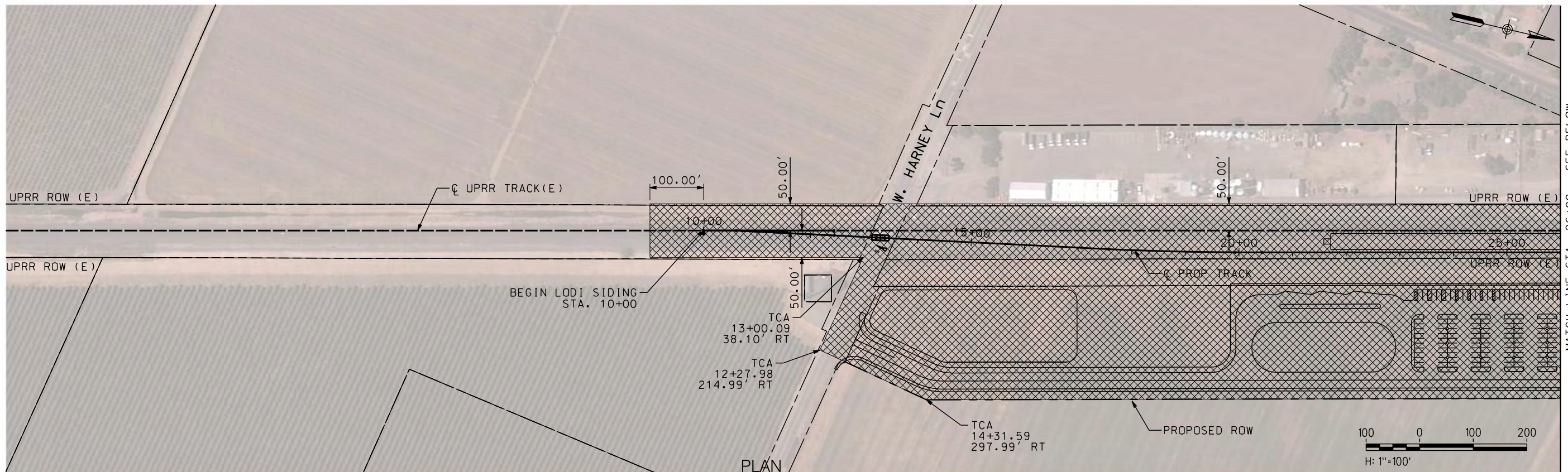
SAN JOAQUIN REGIONAL RAIL COMMISSION


 15% PRELIMINARY ENGINEERING

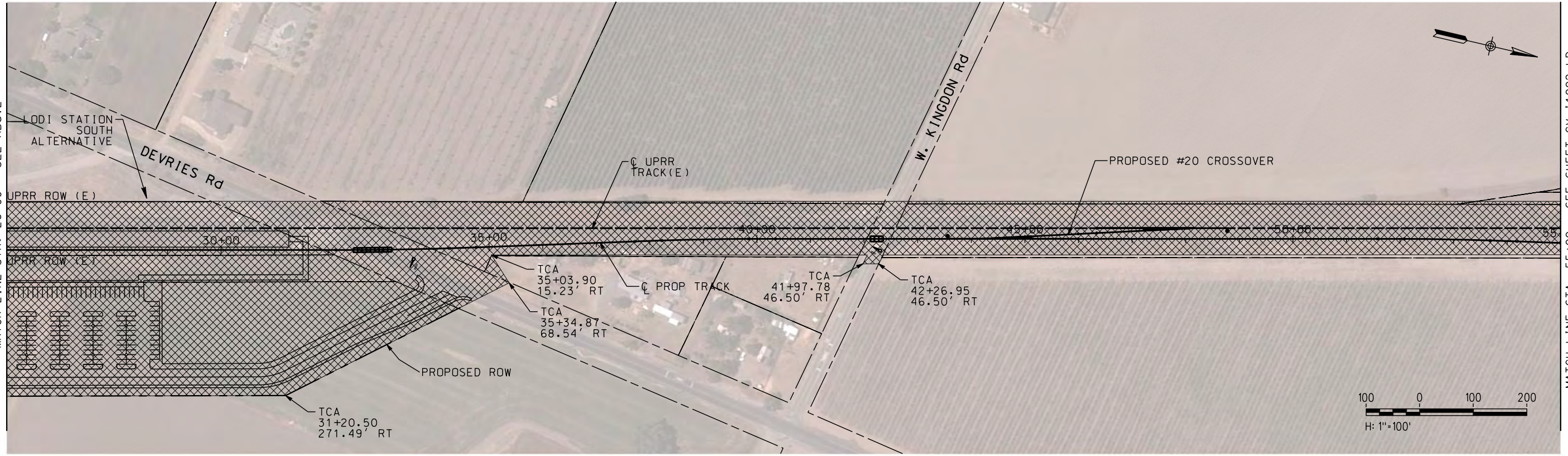
SAN JOAQUIN REGIONAL RAIL COMMISSION
 VALLEY RAIL – SACRAMENTO EXTENSION
 LODI STATION SOUTH ALTERNATIVE
 SITE PLAN

ENVIRONMENTAL ALTERNATIVE CODE
 DRAWING NO.
CV-E1002-LD
 SCALE
AS SHOWN
 SHEET NO.
37 OF 160

\$USER \$DATE \$TIME \$DGN\$SPEC



MATCH LINE STA. 26+00 - SEE BELOW



MATCH LINE STA. 55+00 - SEE SHEET CV-11002-LD

\$DATE \$TIME \$DGN\$SPEC \$USER

NOT FOR CONSTRUCTION

REV	DATE	BY	CHK	APP	DESCRIPTION

DESIGNED BY
A. SHIELDS

DRAWN BY
A. SHIELDS

CHECKED BY
D. HARTMAN

IN CHARGE
D. COWIN

DATE
09-21-2020

TRANSPORTATION
AECOM

AECOM
300 Lakeside Dr, Suite 400
Oakland, CA 94612
T 510.893.3600 F 510.874.3268

www.aecom.com

SAN JOAQUIN REGIONAL RAIL COMMISSION



15% PRELIMINARY ENGINEERING

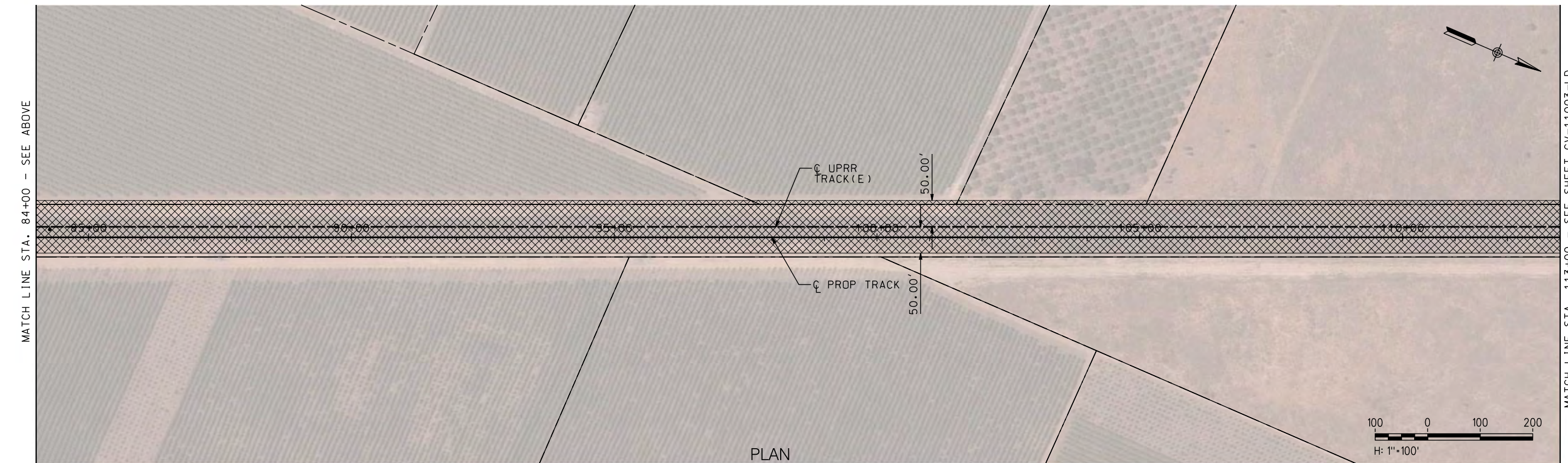
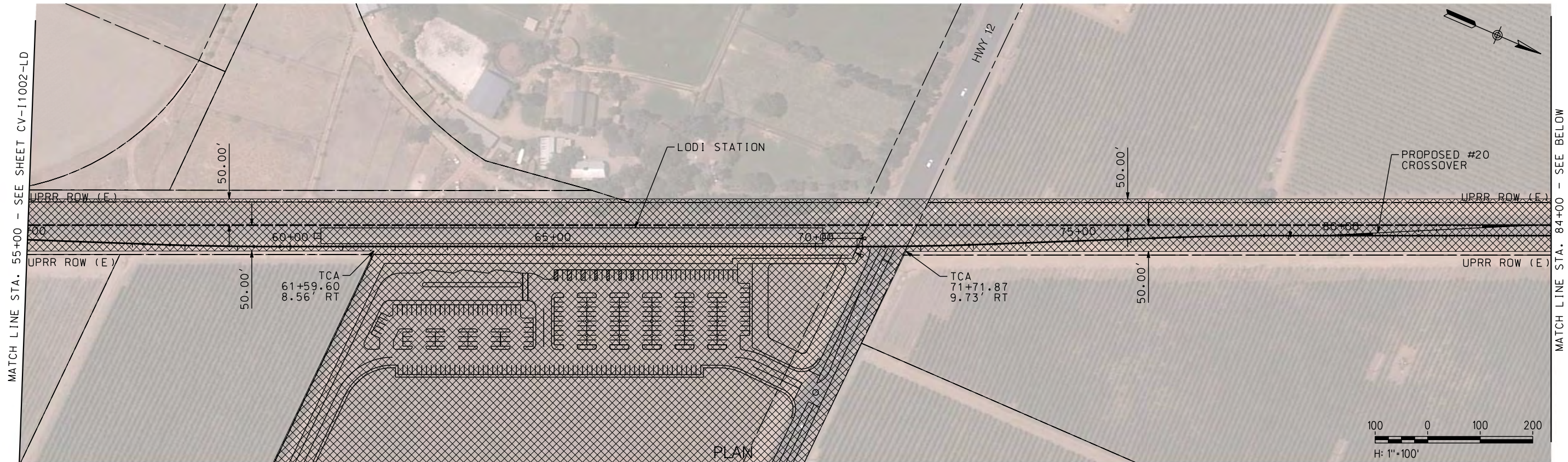


ALFAMONT CORRIDOR EXPRESS

SAN JOAQUIN REGIONAL RAIL COMMISSION
VALLEY RAIL - SACRAMENTO EXTENSION

LODI SIDING - TRACK ALIGNMENT
TEMPORARY CONSTRUCTION AREAS PLAN
STA. 10+00 TO STA. 55+00

ENVIRONMENTAL ALTERNATIVE CODE
DRAWING NO. CV-11001-LD
SCALE AS SHOWN
SHEET NO. 38 OF 160



\$USER \$DATE \$TIME \$DGN\$SPEC

NOT FOR CONSTRUCTION

REV	DATE	BY	CHK	APP	DESCRIPTION

DESIGNED BY
A. SHIELDS
DRAWN BY
A. SHIELDS
CHECKED BY
D. HARTMAN
IN CHARGE
D. COWIN
DATE
09-21-2020

TRANSPORTATION
AECOM
AECOM
300 Lakeside Dr, Suite 400
Oakland, CA 94612
T 510.893.3600 F 510.874.3268
www.aecom.com



SAN JOAQUIN
REGIONAL
RAIL COMMISSION



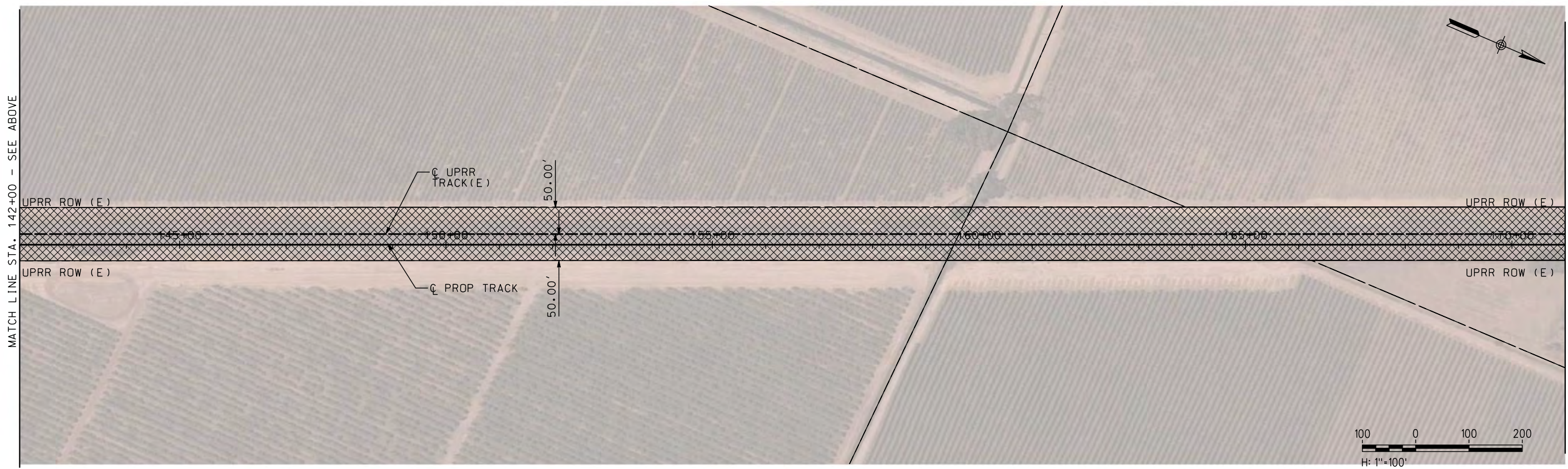
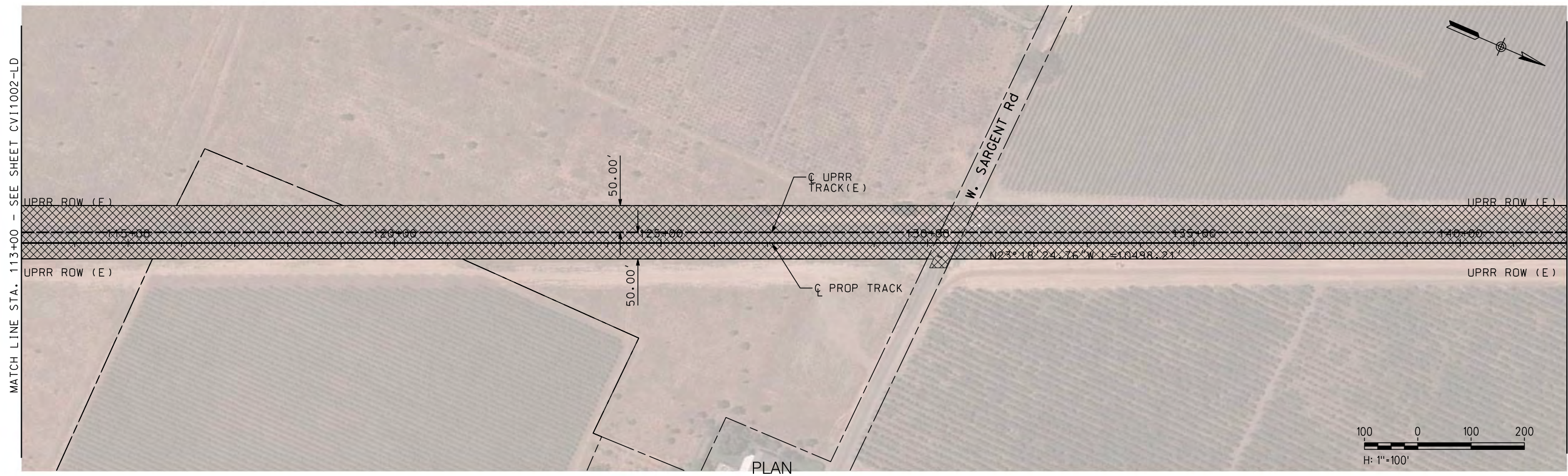
ALFACENT CORRIDOR EXPRESS

15% PRELIMINARY ENGINEERING

SAN JOAQUIN REGIONAL RAIL COMMISSION
VALLEY RAIL – SACRAMENTO EXTENSION

**LODI SIDING – TRACK ALIGNMENT
TEMPORARY CONSTRUCTION AREAS PLAN
STA. 55+00 TO STA. 113+00**

ENVIRONMENTAL ALTERNATIVE CODE
DRAWING NO.
CV-11002-LD
SCALE
AS SHOWN
SHEET NO.
39 OF 160



\$DATE \$TIME \$DGN\$SPEC \$USER

NOT FOR CONSTRUCTION

REV	DATE	BY	CHK	APP	DESCRIPTION

DESIGNED BY A. SHIELDS	TRANSPORTATION	AECOM
DRAWN BY A. SHIELDS	AECOM	
CHECKED BY D. HARTMAN	300 Lakeside Dr, Suite 400 Oakland, CA 94612 T 510.893.3600 F 510.874.3268	
IN CHARGE D. COWIN		
DATE 09-21-2020	www.aecom.com	



SAN JOAQUIN
REGIONAL
RAIL COMMISSION



ACE
ALFACENT CORRIDOR EXPRESS

15% PRELIMINARY ENGINEERING

SAN JOAQUIN REGIONAL RAIL COMMISSION
VALLEY RAIL – SACRAMENTO EXTENSION

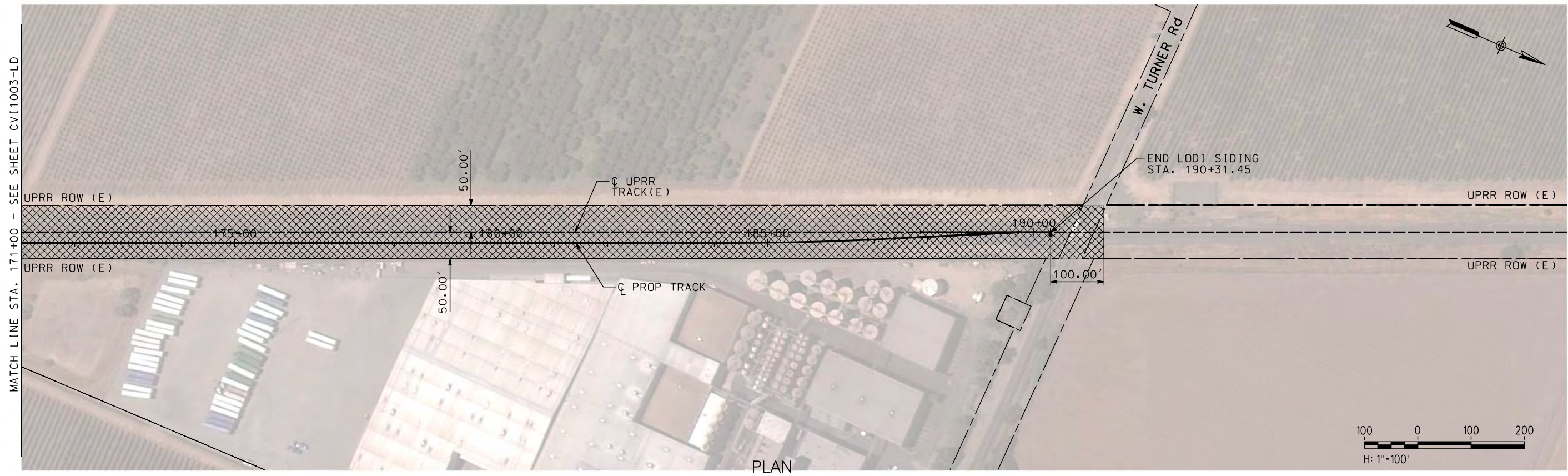
**LODI SIDING – TRACK ALIGNMENT
TEMPORARY CONSTRUCTION AREAS PLAN
STA. 113+00 TO STA. 171+00**

ENVIRONMENTAL ALTERNATIVE CODE
DRAWING NO. CV-11003-LD
SCALE AS SHOWN
SHEET NO. 40 OF 160

MATCH LINE STA. 142+00 - SEE BELOW

MATCH LINE STA. 171+00 - SEE SHEET CV-11004-LD

MATCH LINE STA. 113+00 - SEE SHEET CV11002-LD



PLAN

PLAN

\$USER \$DATE \$TIME \$DGN\$SPEC

NOT FOR CONSTRUCTION

REV	DATE	BY	CHK	APP	DESCRIPTION

DESIGNED BY A. SHIELDS	TRANSPORTATION	AECOM
DRAWN BY A. SHIELDS	AECOM	
CHECKED BY D. HARTMAN	300 Lakeside Dr, Suite 400 Oakland, CA 94612 T 510.893.3600 F 510.874.3268	
IN CHARGE D. COWIN		
DATE 09-21-2020	www.aecom.com	



SAN JOAQUIN
REGIONAL
RAIL COMMISSION



ACE

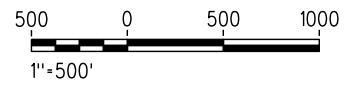
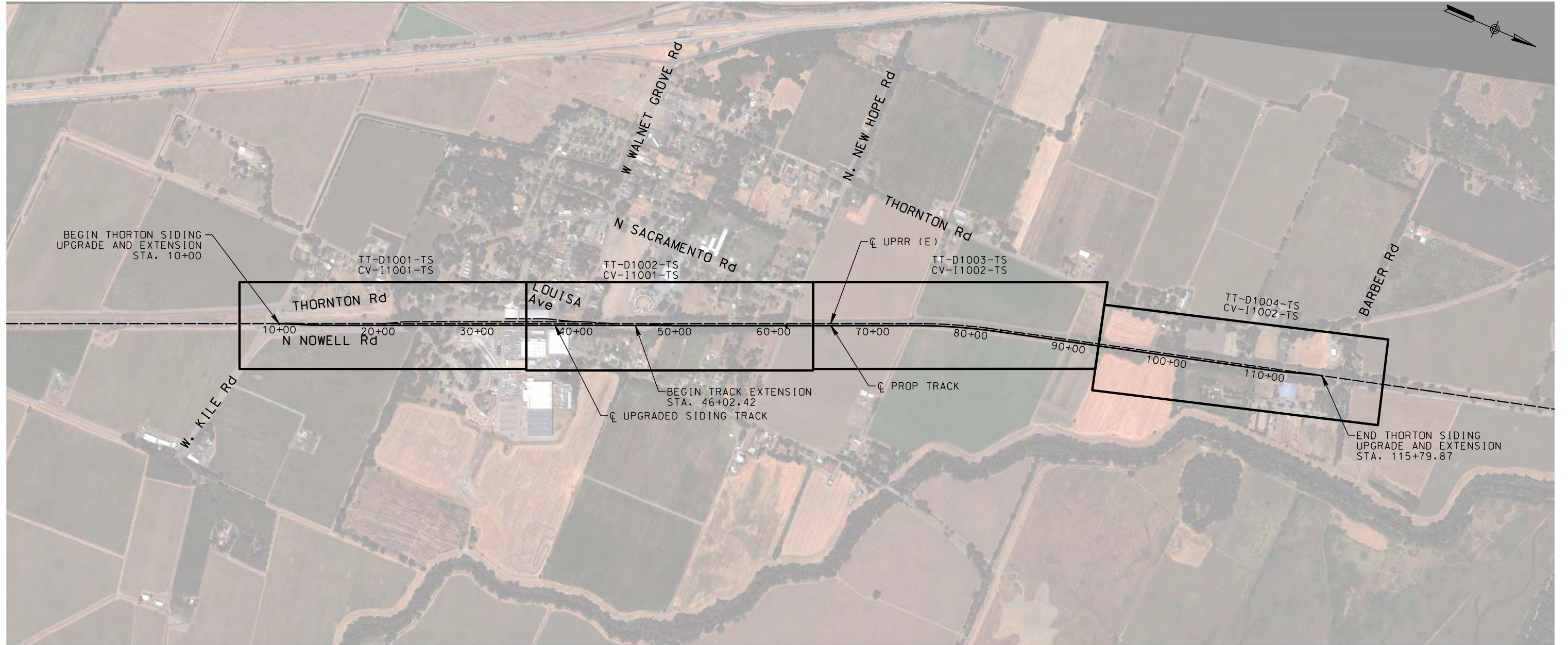
ALTAIR CORRIDOR EXPRESS

15% PRELIMINARY ENGINEERING

SAN JOAQUIN REGIONAL RAIL COMMISSION
VALLEY RAIL – SACRAMENTO EXTENSION

**LODI SIDING – TRACK ALIGNMENT
TEMPORARY CONSTRUCTION AREAS PLAN
STA. 171+00 TO STA. 190+31.45**

ENVIRONMENTAL ALTERNATIVE CODE
DRAWING NO. CV-11004-LD
SCALE AS SHOWN
SHEET NO. 41 OF 160



\$USER \$DATE \$TIME \$DGN\$SPEC

NOT FOR CONSTRUCTION

REV	DATE	BY	CHK	APP	DESCRIPTION

DESIGNED BY A. SHIELDS	TRANSPORTATION AECOM
DRAWN BY A. SHIELDS	AECOM 300 Lakeside Dr, Suite 400 Oakland, CA 94612 T 510.893.3600 F 510.874.3268
CHECKED BY D. HARTMAN	www.aecom.com
IN CHARGE D. COWIN	
DATE 09-21-2020	



SAN JOAQUIN
REGIONAL
RAIL COMMISSION

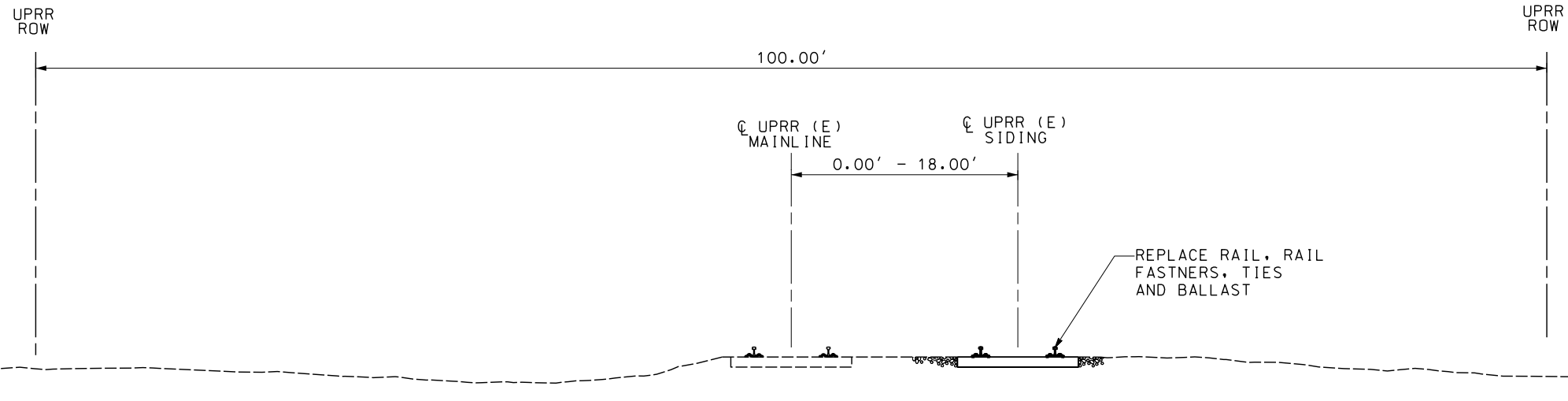


ACE
ALTAIR CORRIDOR EXPRESS

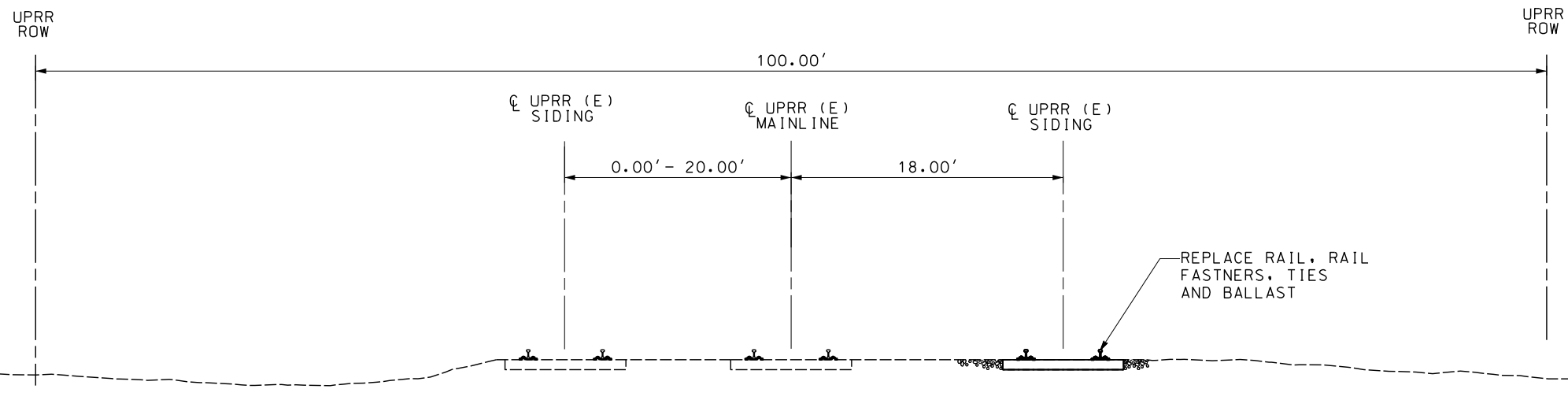
15% PRELIMINARY ENGINEERING

SAN JOAQUIN REGIONAL RAIL COMMISSION
VALLEY RAIL – SACRAMENTO EXTENSION
THORNTON SIDING UPGRADE AND EXTENSION
TRACK ALIGNMENT
KEY MAP
STA. 10+00 TO STA. 115+79.87

ENVIRONMENTAL ALTERNATIVE CODE
DRAWING NO. TT-B0001-TS
SCALE NONE
SHEET NO. 42 OF 160



TYPICAL SECTION A
 DOUBLE TRACK AT-GRADE
 STA. 10+00 TO STA. 20+57.20



TYPICAL SECTION B
 TRIPLE TRACK AT-GRADE
 STA. 20+57.20 TO STA. 32+88.20
 STA. 40+00 TO STA. 44+00



\$USER \$DATE \$TIME \$DGN\$SPEC

NOT FOR CONSTRUCTION

REV	DATE	BY	CHK	APP	DESCRIPTION

DESIGNED BY
A. SHIELDS
 DRAWN BY
A. SHIELDS
 CHECKED BY
D. HARTMAN
 IN CHARGE
D. COWIN
 DATE
09-21-2020

TRANSPORTATION **AECOM**
AECOM
 300 Lakeside Dr, Suite 400
 Oakland, CA 94612
 T 510.893.3600 F 510.874.3268
 www.aecom.com



SAN JOAQUIN
REGIONAL
RAIL COMMISSION

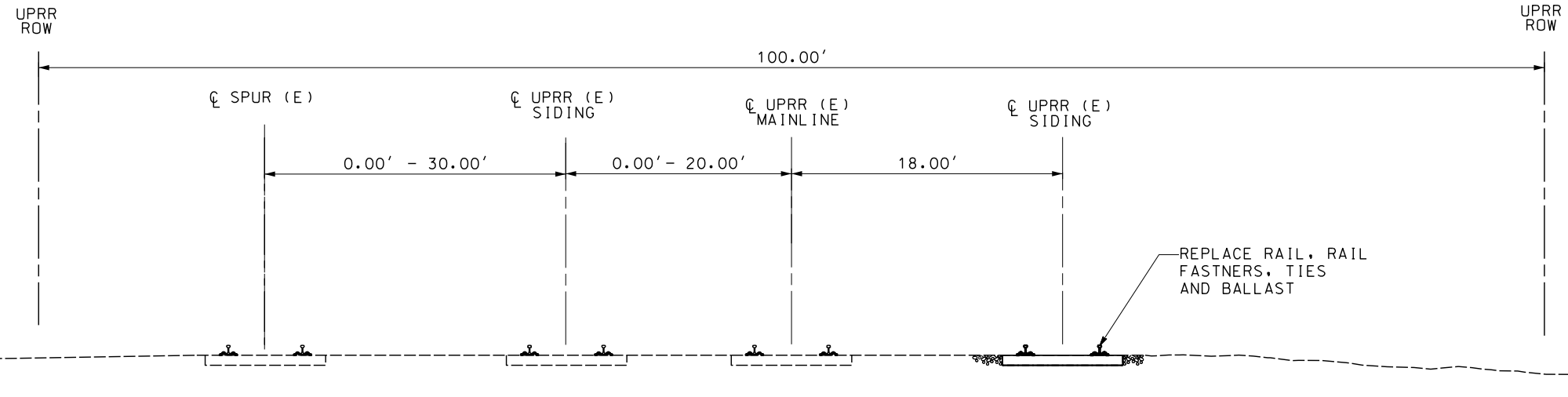


ACE
ALTA MONT CORRIDOR EXPRESS

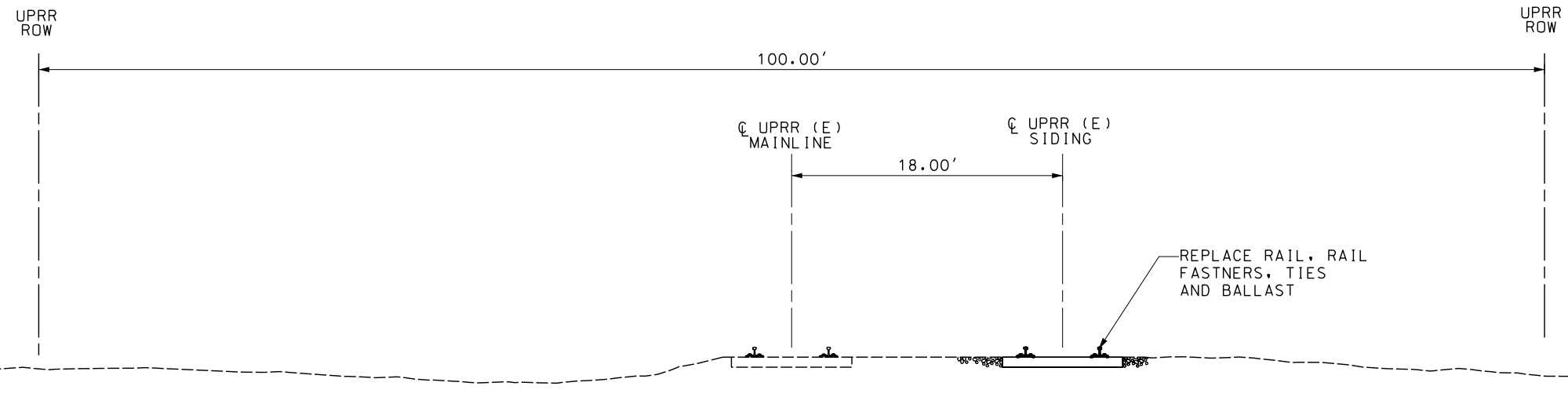
15% PRELIMINARY ENGINEERING

SAN JOAQUIN REGIONAL RAIL COMMISSION
 VALLEY RAIL – SACRAMENTO EXTENSION
 THORNTON SIDING UPGRADE AND EXTENSION
 TRACK ALIGNMENT
 TYPICAL SECTIONS
 SHEET 1 OF 4

ENVIRONMENTAL ALTERNATIVE CODE
 DRAWING NO.
TT-D0001-TS
 SCALE
1" = 5'
 SHEET NO.
43 OF 160



TYPICAL SECTION C
 FOUR TRACKS AT-GRADE
 STA. 32+88.20 TO STA. 40+00.00



TYPICAL SECTION D
 DOUBLE TRACK AT-GRADE
 STA. 44+00 TO STA. 46+02.46



\$USER \$DATE \$TIME \$DGN\$SPEC

NOT FOR CONSTRUCTION

REV	DATE	BY	CHK	APP	DESCRIPTION

DESIGNED BY
A. SHIELDS
 DRAWN BY
A. SHIELDS
 CHECKED BY
D. HARTMAN
 IN CHARGE
D. COWIN
 DATE
09-21-2020

TRANSPORTATION **AECOM**
AECOM
 300 Lakeside Dr, Suite 400
 Oakland, CA 94612
 T 510.893.3600 F 510.874.3268
 www.aecom.com



SAN JOAQUIN
REGIONAL
RAIL COMMISSION

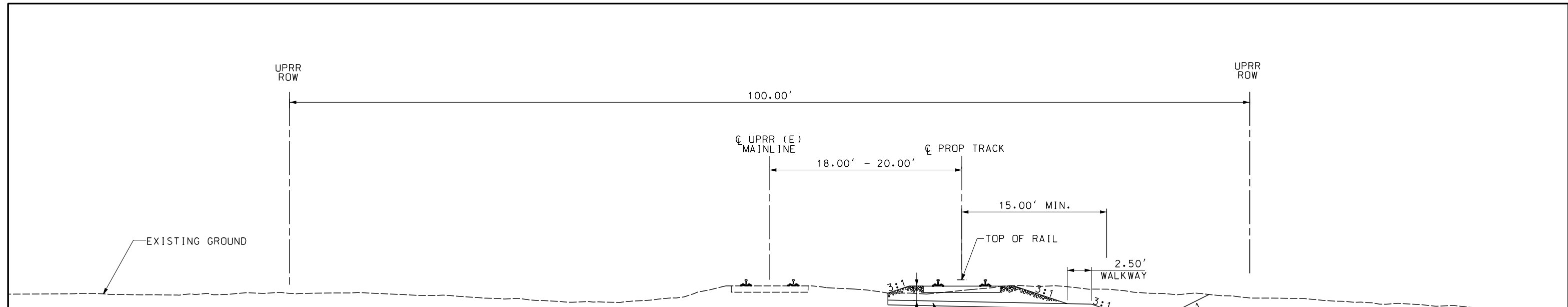


ACE
ALTAMONT CORRIDOR EXPRESS

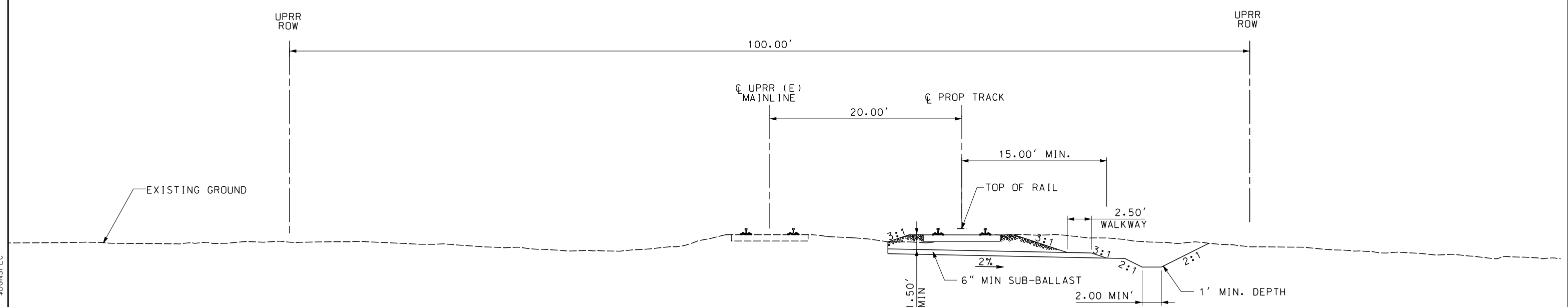
15% PRELIMINARY ENGINEERING

SAN JOAQUIN REGIONAL RAIL COMMISSION
 VALLEY RAIL – SACRAMENTO EXTENSION
 THORNTON SIDING UPGRADE AND EXTENSION
 TRACK ALIGNMENT
 TYPICAL SECTIONS
 SHEET 2 OF 4

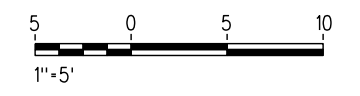
ENVIRONMENTAL ALTERNATIVE CODE
DRAWING NO. TT-D0002-TS
SCALE 1" = 5'
SHEET NO. 44 OF 160



TYPICAL SECTION E
 DOUBLE TRACK AT-GRADE
 STA. 46+02.46 TO STA. 49+94.16



TYPICAL SECTION F
 DOUBLE TRACK AT-GRADE
 STA. 49+94.16 TO STA. 109+75.04



NOT FOR CONSTRUCTION

REV	DATE	BY	CHK	APP	DESCRIPTION

DESIGNED BY
A. SHIELDS
 DRAWN BY
A. SHIELDS
 CHECKED BY
D. HARTMAN
 IN CHARGE
D. COWIN
 DATE
09-21-2020

TRANSPORTATION
AECOM
 AECOM
 300 Lakeside Dr, Suite 400
 Oakland, CA 94612
 T 510.893.3600 F 510.874.3268
 www.aecom.com

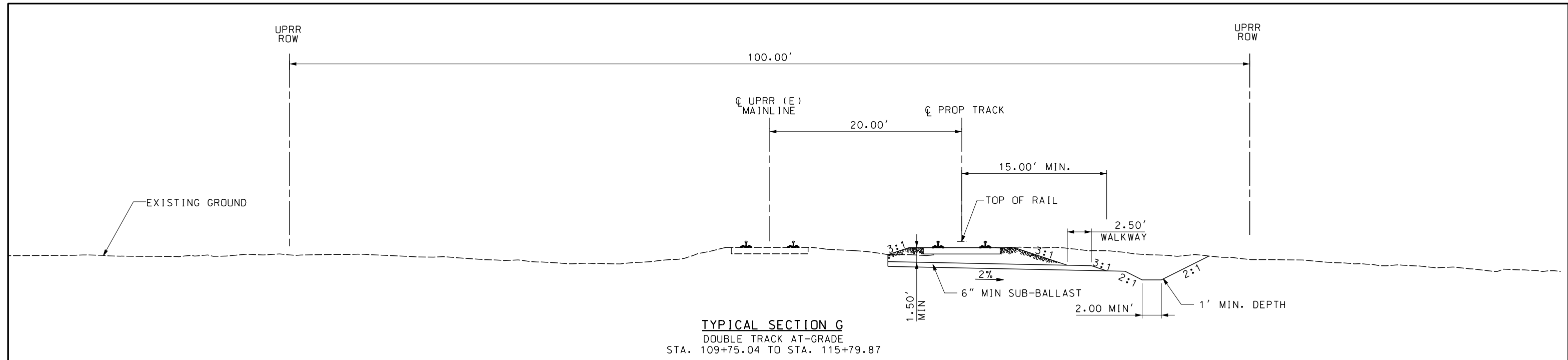
SAN JOAQUIN REGIONAL RAIL COMMISSION

 ACE
 ALTAMONT CORRIDOR EXPRESS
 15% PRELIMINARY ENGINEERING

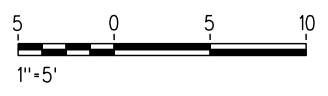
SAN JOAQUIN REGIONAL RAIL COMMISSION
 VALLEY RAIL – SACRAMENTO EXTENSION
 THORNTON SIDING UPGRADE AND EXTENSION
 TRACK ALIGNMENT
 TYPICAL SECTIONS
 SHEET 3 OF 4

ENVIRONMENTAL ALTERNATIVE CODE
 DRAWING NO.
TT-D0003-TS
 SCALE
1" = 5'
 SHEET NO.
45 OF 160

\$USER \$DATE \$TIME \$DGN\$SPEC



TYPICAL SECTION G
 DOUBLE TRACK AT-GRADE
 STA. 109+75.04 TO STA. 115+79.87



NOT FOR CONSTRUCTION

REV	DATE	BY	CHK	APP	DESCRIPTION

DESIGNED BY
A. SHIELDS

DRAWN BY
A. SHIELDS

CHECKED BY
D. HARTMAN

IN CHARGE
D. COWIN

DATE
09-21-2020

TRANSPORTATION **AECOM**

AECOM
 300 Lakeside Dr, Suite 400
 Oakland, CA 94612
 T 510.893.3600 F 510.874.3268

www.aecom.com

SAN JOAQUIN REGIONAL RAIL COMMISSION

ACE
 ALTAMONT CORRIDOR EXPRESS

15% PRELIMINARY ENGINEERING

SAN JOAQUIN REGIONAL RAIL COMMISSION
 VALLEY RAIL – SACRAMENTO EXTENSION
 THORNTON SIDING UPGRADE AND EXTENSION
 TRACK ALIGNMENT
 TYPICAL SECTIONS
 SHEET 4 OF 4

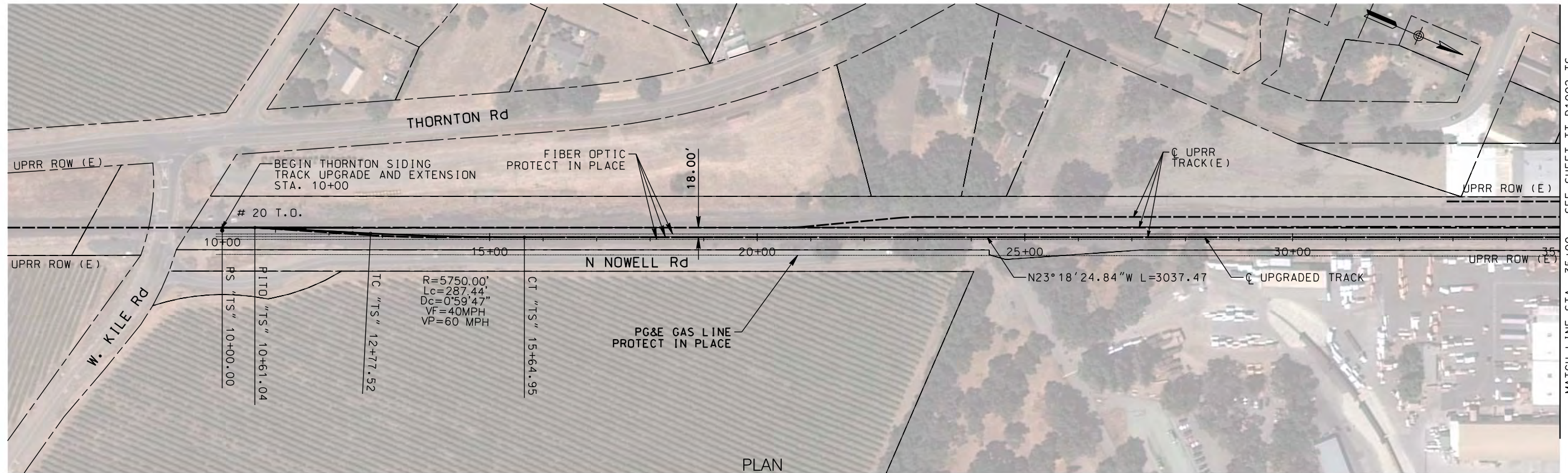
ENVIRONMENTAL ALTERNATIVE CODE

DRAWING NO.
TT-D0004-TS

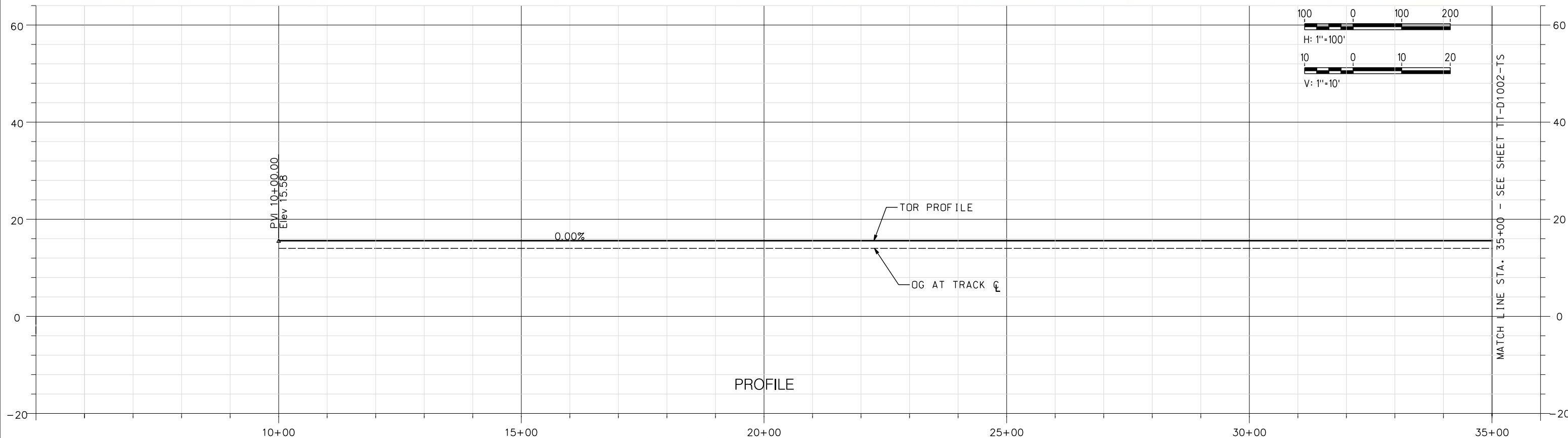
SCALE
1" = 5'

SHEET NO.
46 OF 160

\$USER \$DATE \$TIME \$DGN\$SPEC



PLAN



PROFILE

NOT FOR CONSTRUCTION

REV	DATE	BY	CHK	APP	DESCRIPTION

DESIGNED BY A. SHIELDS	TRANSPORTATION AECOM
DRAWN BY A. SHIELDS	AECOM 300 Lakeside Dr, Suite 400 Oakland, CA 94612 T 510.893.3600 F 510.874.3268
CHECKED BY D. HARTMAN	www.aecom.com
IN CHARGE D. COWIN	
DATE 09-21-2020	



SAN JOAQUIN
REGIONAL
RAIL COMMISSION



ACE
ALTAIR CORRIDOR EXPRESS

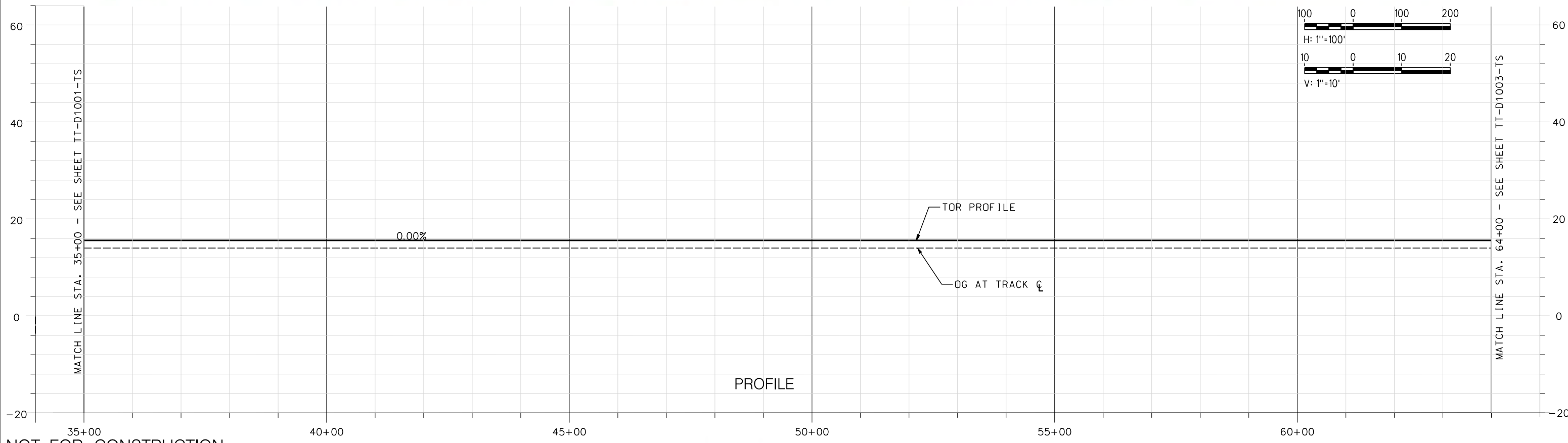
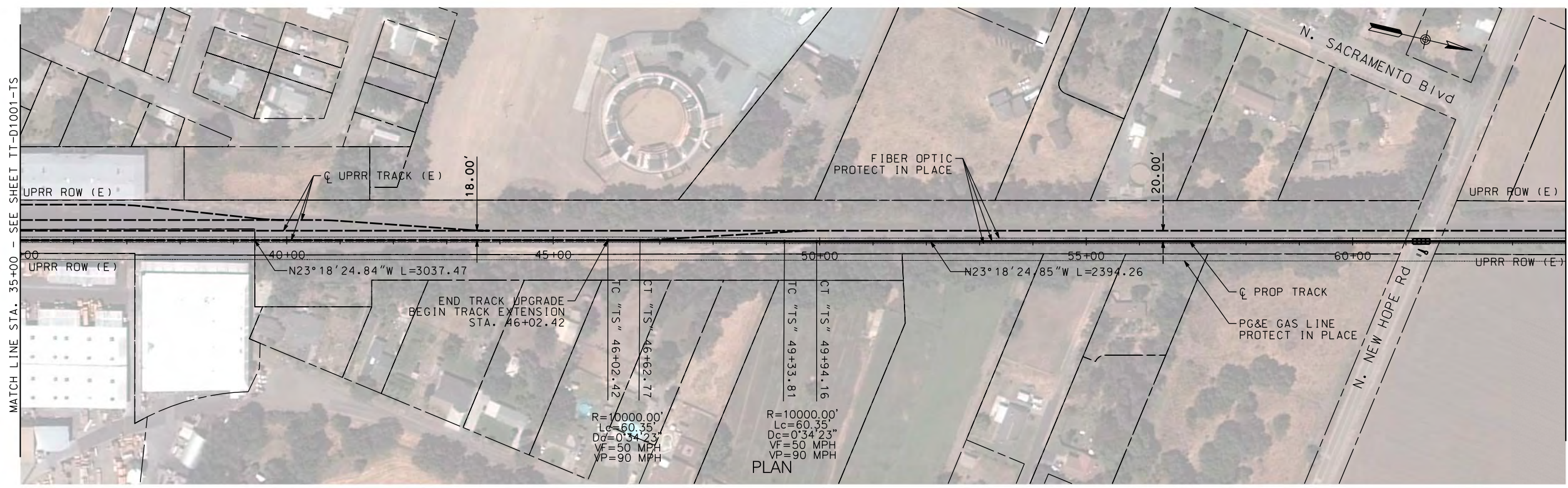
15% PRELIMINARY ENGINEERING

SAN JOAQUIN REGIONAL RAIL COMMISSION
VALLEY RAIL – SACRAMENTO EXTENSION
THORNTON SIDING UPGRADE AND EXTENSION
TRACK ALIGNMENT
PLAN AND PROFILE
STA. 10+00 TO STA. 35+00

ENVIRONMENTAL ALTERNATIVE CODE
DRAWING NO. TT-D1001-TS
SCALE AS SHOWN
SHEET NO. 47 OF 160

MATCH LINE STA. 35+00 - SEE SHEET TT-D1002-TS

MATCH LINE STA. 35+00 - SEE SHEET TT-D1002-TS



NOT FOR CONSTRUCTION

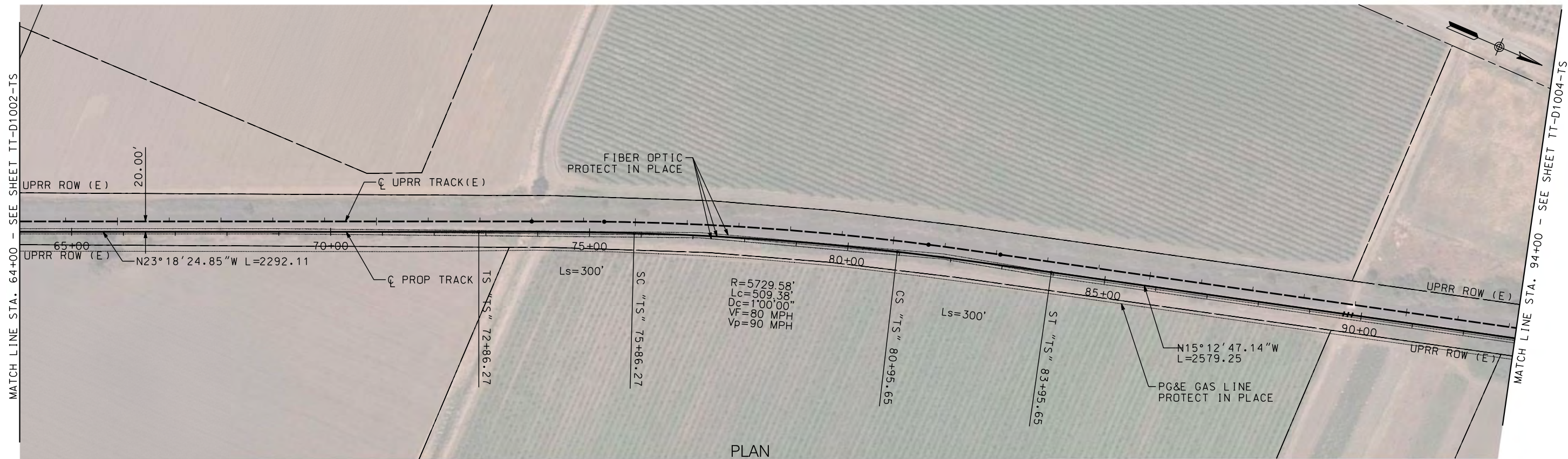
REV	DATE	BY	CHK	APP	DESCRIPTION

DESIGNED BY A. SHIELDS	TRANSPORTATION
DRAWN BY A. SHIELDS	AECOM
CHECKED BY D. HARTMAN	300 Lakeside Dr, Suite 400 Oakland, CA 94612 T 510.893.3600 F 510.874.3268
IN CHARGE D. COWIN	www.aecom.com
DATE 09-21-2020	

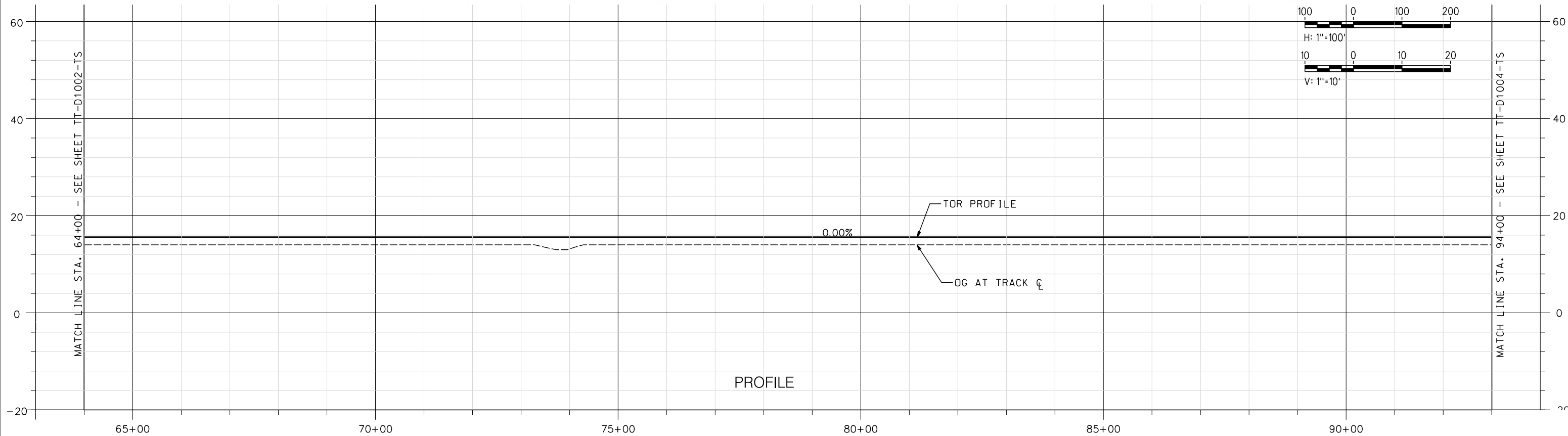
15% PRELIMINARY ENGINEERING

SAN JOAQUIN REGIONAL RAIL COMMISSION
VALLEY RAIL – SACRAMENTO EXTENSION
THORNTON SIDING UPGRADE AND EXTENSION
TRACK ALIGNMENT
PLAN AND PROFILE
STA. 35+00 TO STA. 64+00

ENVIRONMENTAL ALTERNATIVE CODE
DRAWING NO. TT-D1002-TS
SCALE AS SHOWN
SHEET NO. 48 OF 160



PLAN



PROFILE

NOT FOR CONSTRUCTION

REV	DATE	BY	CHK	APP	DESCRIPTION

DESIGNED BY A. SHIELDS	TRANSPORTATION AECOM
DRAWN BY A. SHIELDS	AECOM 300 Lakeside Dr, Suite 400 Oakland, CA 94612 T 510.893.3600 F 510.874.3268
CHECKED BY D. HARTMAN	www.aecom.com
IN CHARGE D. COWIN	
DATE 09-21-2020	

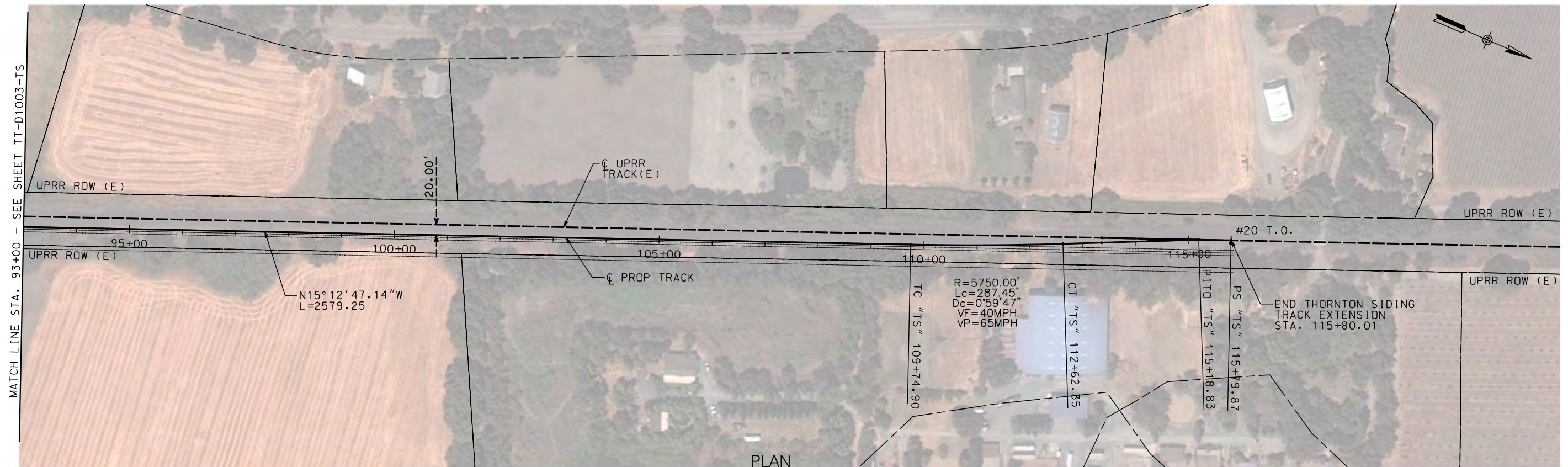
SAN JOAQUIN REGIONAL RAIL COMMISSION

ALTAIR CORRIDOR EXPRESS

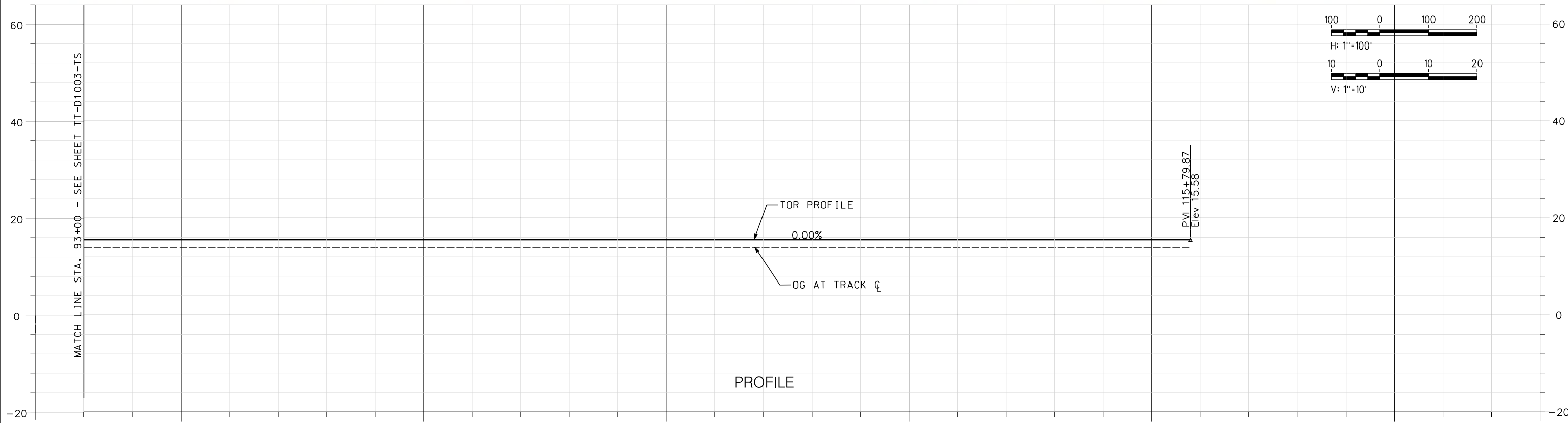
15% PRELIMINARY ENGINEERING

SAN JOAQUIN REGIONAL RAIL COMMISSION
VALLEY RAIL – SACRAMENTO EXTENSION
THORNTON SIDING UPGRADE AND EXTENSION
TRACK ALIGNMENT
PLAN AND PROFILE
STA. 64+00 TO STA. 93+00

ENVIRONMENTAL ALTERNATIVE CODE
DRAWING NO. TT-D1003-TS
SCALE AS SHOWN
SHEET NO. 49 OF 160



PLAN



PROFILE

95+00 100+00 105+00 110+00 115+00 120+00

NOT FOR CONSTRUCTION

REV	DATE	BY	CHK	APP	DESCRIPTION

DESIGNED BY
A. SHIELDS
DRAWN BY
A. SHIELDS
CHECKED BY
D. HARTMAN
IN CHARGE
D. COWIN
DATE
09-21-2020


TRANSPORTATION
AECOM
300 Lakeside Dr, Suite 400
Oakland, CA 94612
T 510.893.3600 F 510.874.3268
www.aecom.com

SAN JOAQUIN REGIONAL RAIL COMMISSION
ACE
ALTAIR CORRIDOR EXPRESS

15% PRELIMINARY ENGINEERING

SAN JOAQUIN REGIONAL RAIL COMMISSION
VALLEY RAIL – SACRAMENTO EXTENSION
THORNTON SIDING UPGRADE AND EXTENSION
TRACK ALIGNMENT
PLAN AND PROFILE
STA. 93+00 TO STA. 115+79.87

ENVIRONMENTAL ALTERNATIVE CODE
DRAWING NO.
TT-D1004-TS
SCALE
AS SHOWN
SHEET NO.
50 OF 160



NOT FOR CONSTRUCTION

\$USER \$DATE \$TIME \$DCNSPEC

REV	DATE	BY	CHK	APP	DESCRIPTION

DESIGNED BY
A. SHIELDS
DRAWN BY
A. SHIELDS
CHECKED BY
D. HARTMAN
IN CHARGE
D. COWIN
DATE
09-21-2020

TRANSPORTATION
AECOM
300 Lakeside Dr, Suite 400
Oakland, CA 94612
T 510.893.3600 F 510.874.3268
www.aecom.com



SAN JOAQUIN
REGIONAL
RAIL COMMISSION



ACE
ALTAIR CORRIDOR EXPRESS

15% PRELIMINARY ENGINEERING

SAN JOAQUIN REGIONAL RAIL COMMISSION
VALLEY RAIL – SACRAMENTO EXTENSION

**THORNTON SIDING UPGRADE AND EXTENSION
AT-GRADE CROSSING IMPROVEMENTS
NEW HOPE ROAD**

ENVIRONMENTAL ALTERNATIVE CODE

DRAWING NO.
CV-T1001-TS

SCALE
AS SHOWN

SHEET NO.
51 OF 160



\$USER \$DATE \$TIME \$DCNSPEC

NOT FOR CONSTRUCTION

REV	DATE	BY	CHK	APP	DESCRIPTION

DESIGNED BY
A. SHIELDS
 DRAWN BY
A. SHIELDS
 CHECKED BY
D. HARTMAN
 IN CHARGE
D. COWIN
 DATE
09-21-2020

TRANSPORTATION **AECOM**
AECOM
 300 Lakeside Dr, Suite 400
 Oakland, CA 94612
 T 510.893.3600 F 510.874.3268
 www.aecom.com



SAN JOAQUIN
REGIONAL
RAIL COMMISSION

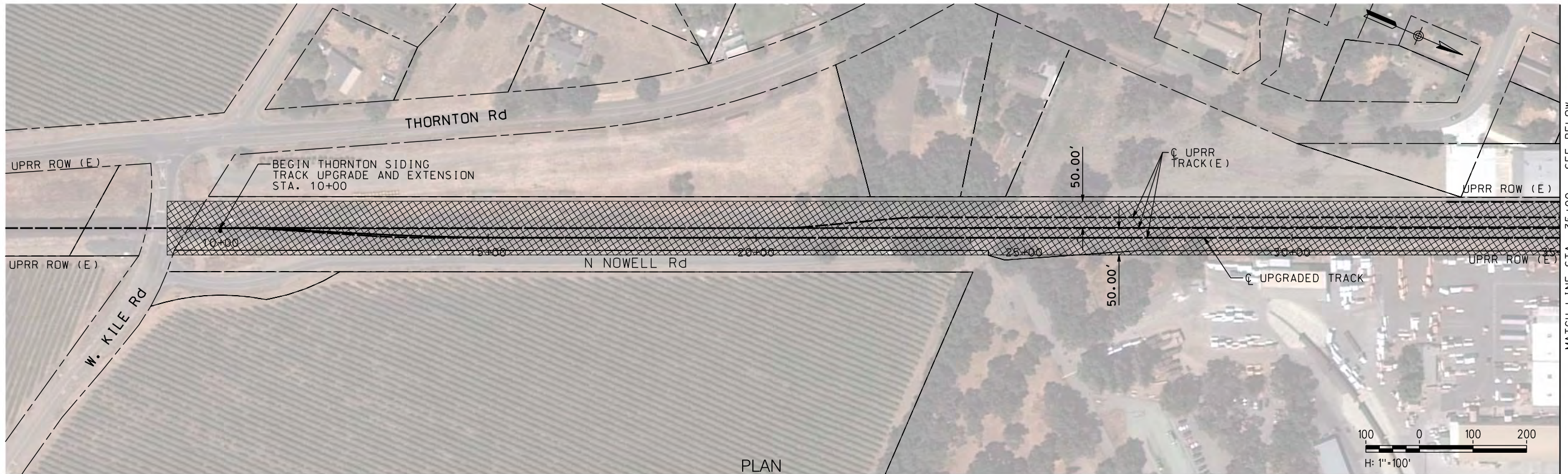


ACE
ALTAIR CORRIDOR EXPRESS

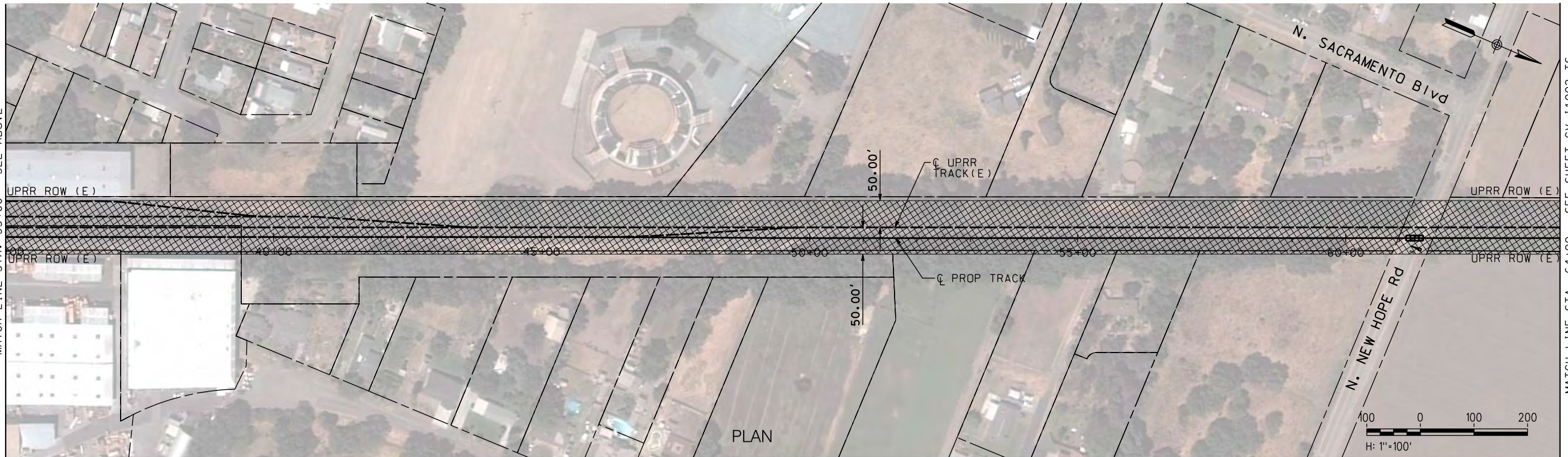
15% PRELIMINARY ENGINEERING

SAN JOAQUIN REGIONAL RAIL COMMISSION
 VALLEY RAIL – SACRAMENTO EXTENSION
 THORNTON SIDING UPGRADE AND EXTENSION
 AT-GRADE CROSSING IMPROVEMENTS
 PRIVATE CROSSING MP 144.80

ENVIRONMENTAL ALTERNATIVE CODE
 DRAWING NO.
CV-T1002-TS
 SCALE
AS SHOWN
 SHEET NO.
52 OF 160



MATCH LINE STA. 35+00 - SEE BELOW



MATCH LINE STA. 35+00 - SEE ABOVE

MATCH LINE STA. 64+00 - SEE SHEET CV-11002-TS

\$DATE \$TIME \$DGN\$SPEC \$USER

NOT FOR CONSTRUCTION

REV	DATE	BY	CHK	APP	DESCRIPTION

DESIGNED BY
A. SHIELDS
DRAWN BY
A. SHIELDS
CHECKED BY
D. HARTMAN
IN CHARGE
D. COWIN
DATE
09-21-2020

TRANSPORTATION **AECOM**
AECOM
300 Lakeside Dr, Suite 400
Oakland, CA 94612
T 510.893.3600 F 510.874.3268
www.aecom.com



SAN JOAQUIN
REGIONAL
RAIL COMMISSION

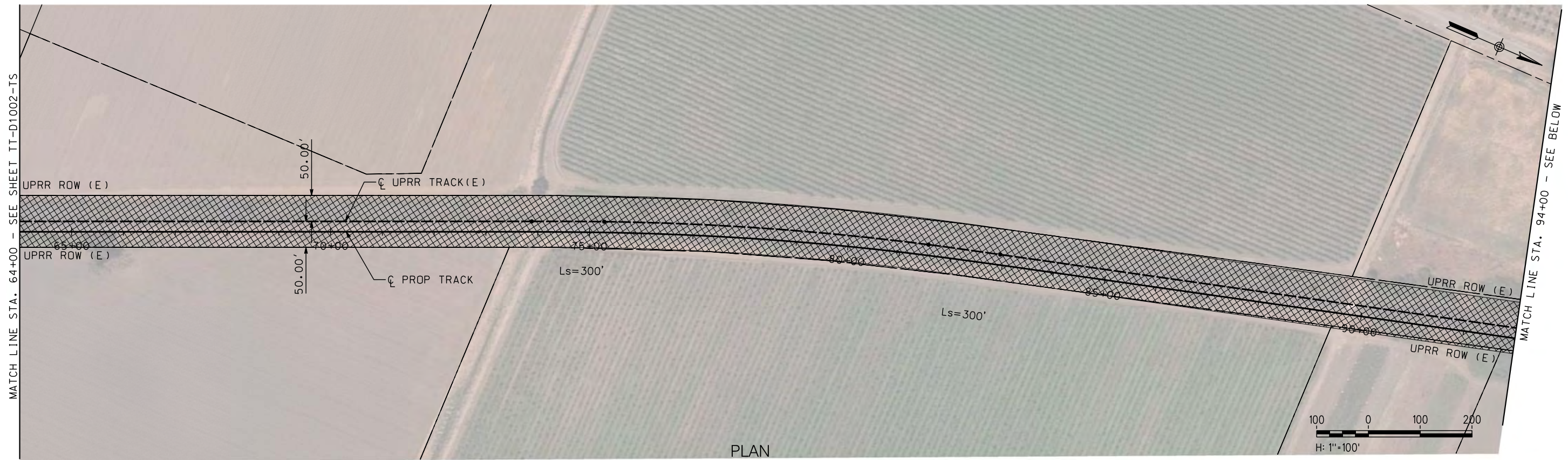


ACE
ALTAIR CORRIDOR EXPRESS

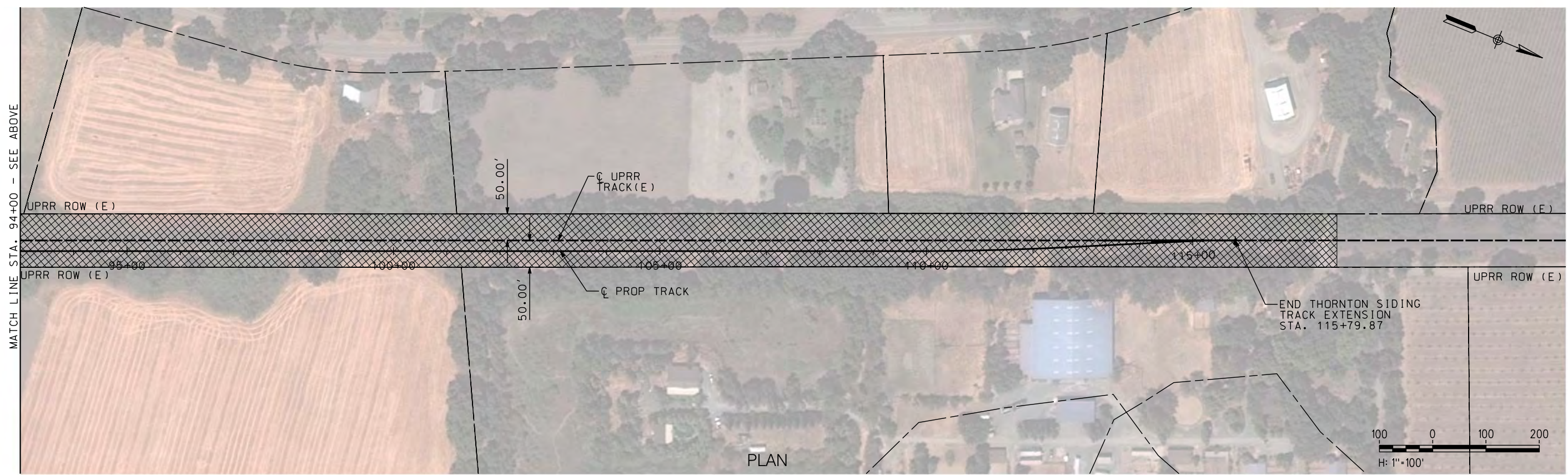
15% PRELIMINARY ENGINEERING

SAN JOAQUIN REGIONAL RAIL COMMISSION
VALLEY RAIL – SACRAMENTO EXTENSION
THORNTON SIDING UPGRADE AND EXTENSION
TRACK ALIGNMENT
TEMPORARY CONSTRUCTION AREAS PLAN
STA. 10+00 TO STA. 64+00

ENVIRONMENTAL ALTERNATIVE CODE
DRAWING NO. CV-11001-TS
SCALE AS SHOWN
SHEET NO. 53 OF 160



PLAN



PLAN

\$DATE \$TIME \$DGN\$SPEC \$USER

NOT FOR CONSTRUCTION

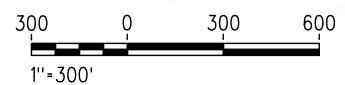
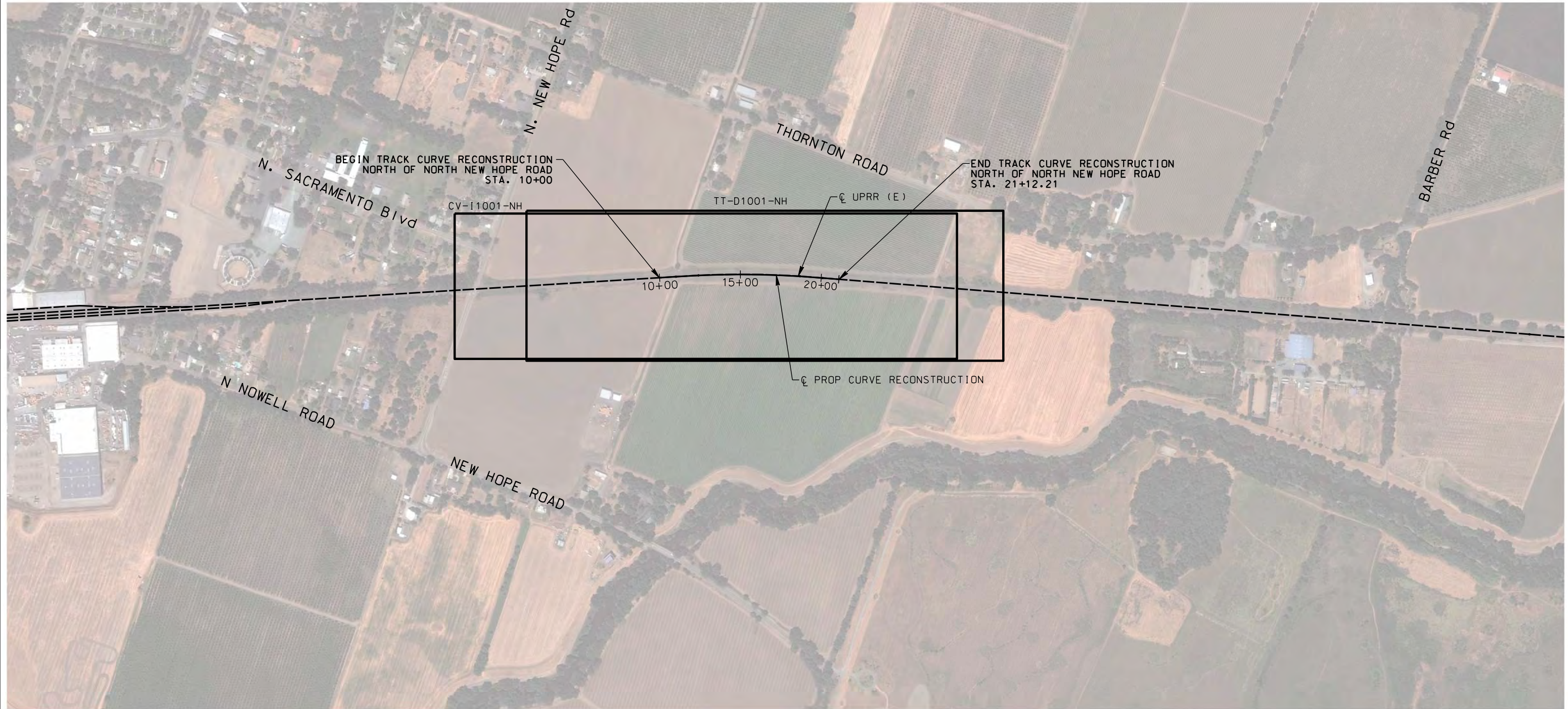
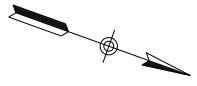
REV	DATE	BY	CHK	APP	DESCRIPTION

DESIGNED BY A. SHIELDS	TRANSPORTATION AECOM 300 Lakeside Dr, Suite 400 Oakland, CA 94612 T 510.893.3600 F 510.874.3268 www.aecom.com
DRAWN BY A. SHIELDS	
CHECKED BY D. HARTMAN	
IN CHARGE D. COWIN	
DATE 09-21-2020	

 SAN JOAQUIN REGIONAL RAIL COMMISSION	 ALFACENT CORRIDOR EXPRESS
15% PRELIMINARY ENGINEERING	

SAN JOAQUIN REGIONAL RAIL COMMISSION
 VALLEY RAIL – SACRAMENTO EXTENSION
 THORNTON SIDING UPGRADE AND EXTENSION
 TRACK ALIGNMENT
 TEMPORARY CONSTRUCTION AREAS PLAN
 STA. 64+00 TO STA. 115+79.87

ENVIRONMENTAL ALTERNATIVE CODE
DRAWING NO. CV-I1002-TS
SCALE AS SHOWN
SHEET NO. 54 OF 160



\$DATE \$TIME \$DCNSPEC \$USER

NOT FOR CONSTRUCTION

REV	DATE	BY	CHK	APP	DESCRIPTION

DESIGNED BY
A. SHIELDS
 DRAWN BY
A. SHIELDS
 CHECKED BY
D. HARTMAN
 IN CHARGE
D. COWIN
 DATE
09-21-2020

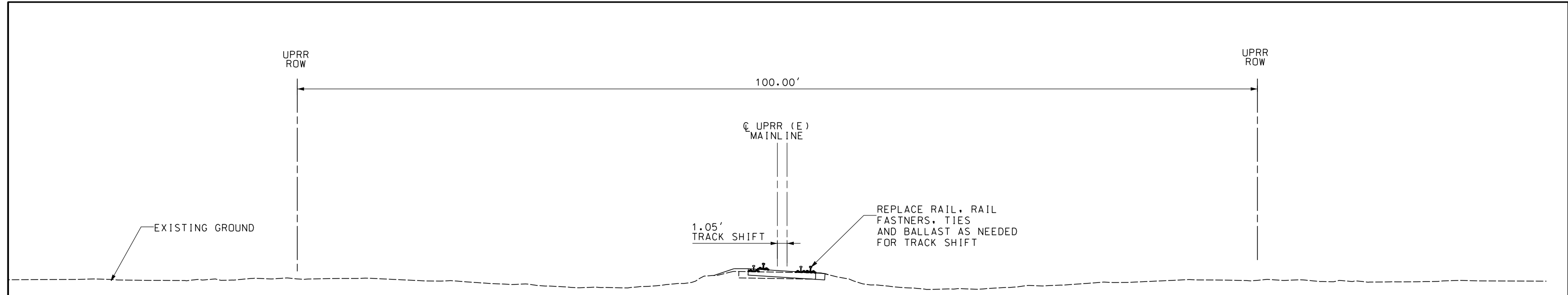
TRANSPORTATION
AECOM
 300 Lakeside Dr, Suite 400
 Oakland, CA 94612
 T 510.893.3600 F 510.874.3268
 www.aecom.com


SAN JOAQUIN REGIONAL RAIL COMMISSION

ACE
 ALTAIR CORRIDOR EXPRESS
 15% PRELIMINARY ENGINEERING

SAN JOAQUIN REGIONAL RAIL COMMISSION
 VALLEY RAIL – SACRAMENTO EXTENSION
 TRACK CURVE RECONSTRUCTION NORTH OF NORTH
 NEW HOPE ROAD – TRACK ALIGNMENT
 KEY MAP
 STA. 10+00 TO STA. 21+12.21

ENVIRONMENTAL ALTERNATIVE CODE
DRAWING NO. TT-B0001-NH
SCALE NONE
SHEET NO. 55 OF 160



TYPICAL SECTION A
 SINGLE TRACK AT-GRADE
 STA. 10+00 TO STA. 21+12.21



\$USER \$DATE \$TIME \$DGN\$SPEC

NOT FOR CONSTRUCTION

REV	DATE	BY	CHK	APP	DESCRIPTION

DESIGNED BY
A. SHIELDS
 DRAWN BY
A. SHIELDS
 CHECKED BY
D. HATRMAN
 IN CHARGE
D. COWIN
 DATE
09-21-2020

TRANSPORTATION **AECOM**
AECOM
 300 Lakeside Dr, Suite 400
 Oakland, CA 94612
 T 510.893.3600 F 510.874.3268
 www.aecom.com



SAN JOAQUIN
REGIONAL
RAIL COMMISSION

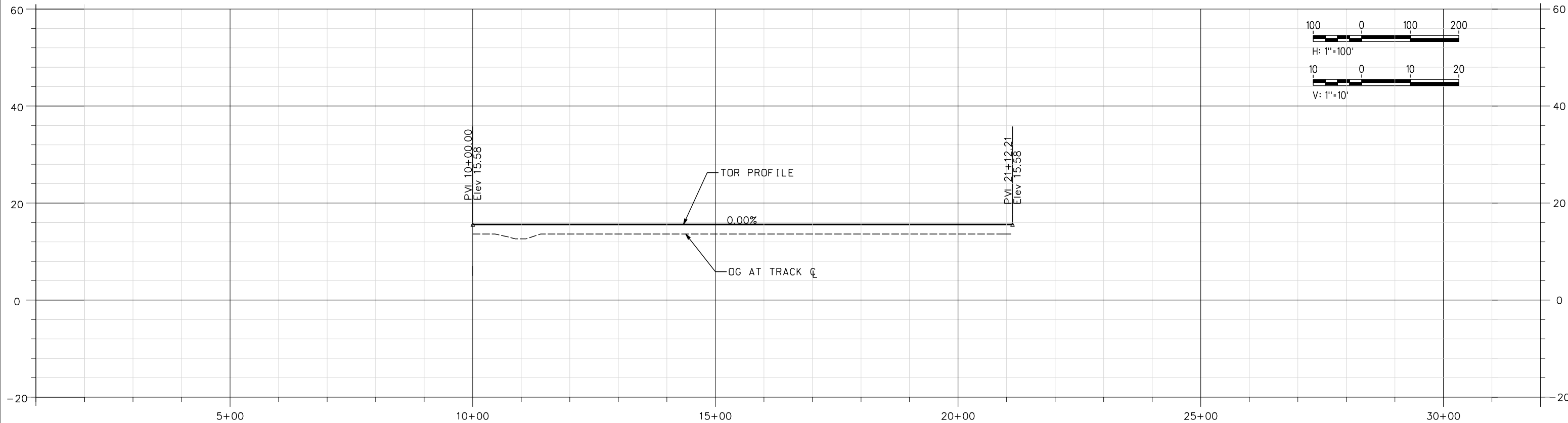
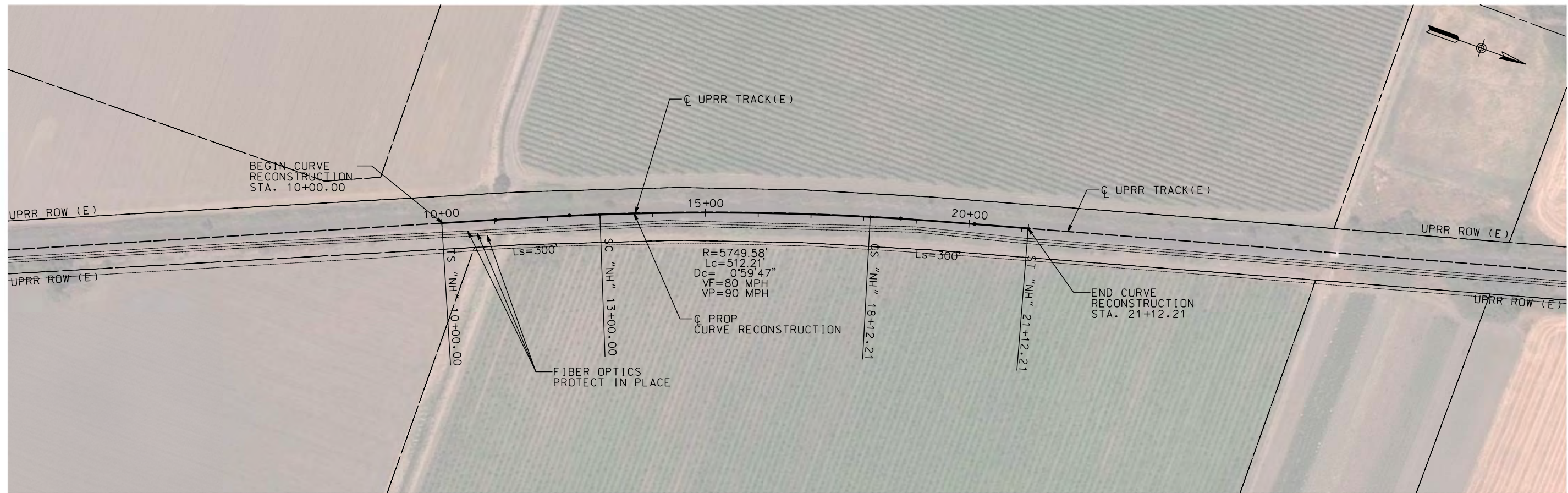


ACE
ALYANGHT CORRIDOR EXPRESS

15% PRELIMINARY ENGINEERING

SAN JOAQUIN REGIONAL RAIL COMMISSION
 VALLEY RAIL – SACRAMENTO EXTENSION
 TRACK CURVE RECONSTRUCTION NORTH OF NORTH
 NEW HOPE ROAD – TRACK ALIGNMENT
 TYPICAL SECTIONS
 SHEET 1 OF 1

ENVIRONMENTAL ALTERNATIVE CODE
 DRAWING NO.
TT-D0001-NH
 SCALE
1" = 5'
 SHEET NO.
56 OF 160



NOT FOR CONSTRUCTION

REV	DATE	BY	CHK	APP	DESCRIPTION

DESIGNED BY
A. SHIELDS

DRAWN BY
A. SHIELDS

CHECKED BY
D. HARTMAN

IN CHARGE
D. COWIN

DATE
09-21-2020

TRANSPORTATION
AECOM

AECOM
300 Lakeside Dr, Suite 400
Oakland, CA 94612
T 510.893.3600 F 510.874.3268

www.aecom.com

SAN JOAQUIN REGIONAL RAIL COMMISSION

ACE
ALTAMONT CORRIDOR EXPRESS

15% PRELIMINARY ENGINEERING

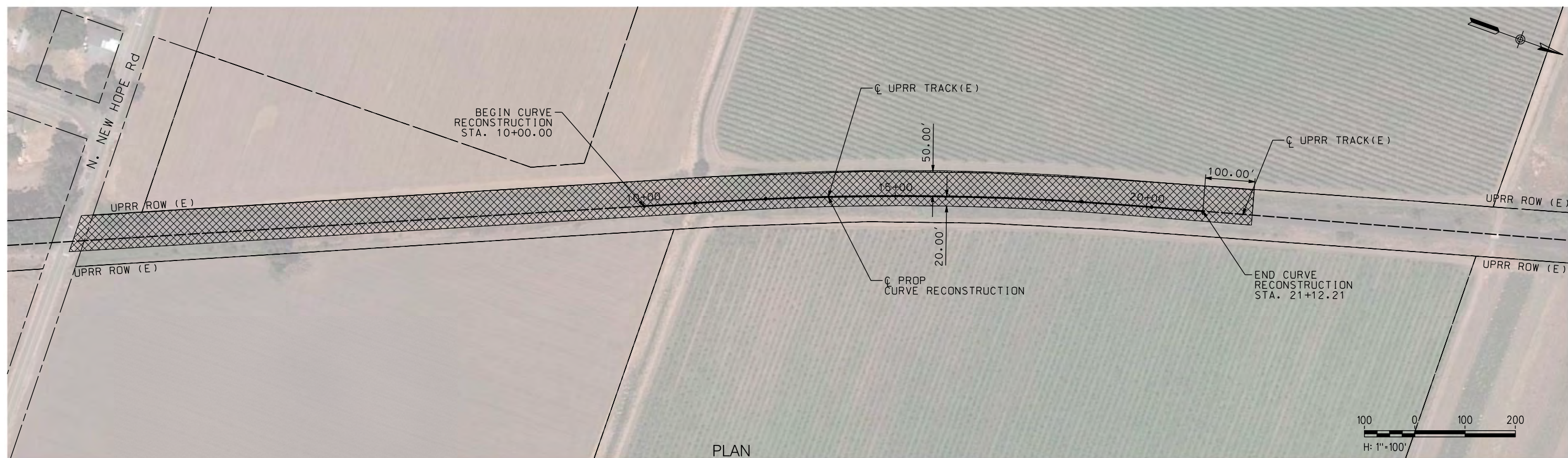
SAN JOAQUIN REGIONAL RAIL COMMISSION
VALLEY RAIL – SACRAMENTO EXTENSION
TRACK CURVE RECONSTRUCTION NORTH OF NORTH
NEW HOPE ROAD – TRACK ALIGNMENT
PLAN AND PROFILE
STA. 10+00 TO STA. 21+12.21

ENVIRONMENTAL ALTERNATIVE CODE

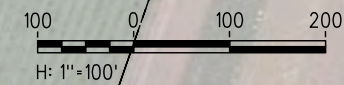
DRAWING NO.
TT-D1001-NH

SCALE
AS SHOWN

SHEET NO.
57 OF 160



PLAN



\$DATE \$TIME \$DGN\$SPEC \$USER

NOT FOR CONSTRUCTION

REV	DATE	BY	CHK	APP	DESCRIPTION

DESIGNED BY
A. SHIELDS
DRAWN BY
A. SHIELDS
CHECKED BY
D. HARTMAN
IN CHARGE
D. COWIN
DATE
09-21-2020

TRANSPORTATION **AECOM**
AECOM
300 Lakeside Dr, Suite 400
Oakland, CA 94612
T 510.893.3600 F 510.874.3268
www.aecom.com



SAN JOAQUIN
REGIONAL
RAIL COMMISSION

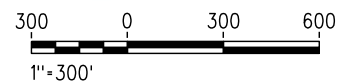
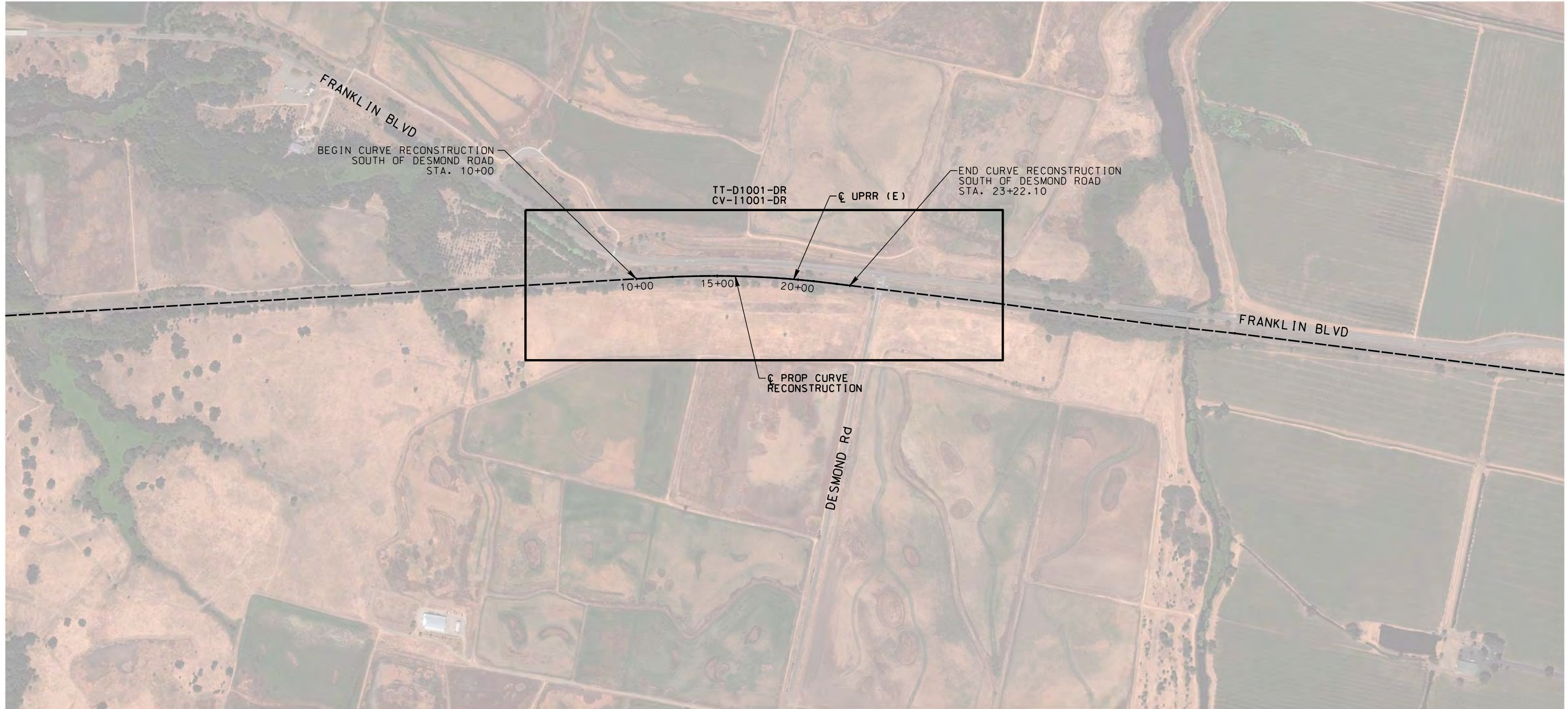


ACE
ALTAIR CORRIDOR EXPRESS

15% PRELIMINARY ENGINEERING

SAN JOAQUIN REGIONAL RAIL COMMISSION
VALLEY RAIL – SACRAMENTO EXTENSION
TRACK CURVE RECONSTRUCTION NORTH OF NORTH
NEW HOPE ROAD – TRACK ALIGNMENT
TEMPORARY CONSTRUCTION AREAS PLAN
STA. 10+00 TO STA. 21+12.21

ENVIRONMENTAL ALTERNATIVE CODE
DRAWING NO.
CV-11001-NH
SCALE
AS SHOWN
SHEET NO.
58 OF 160



\$DATE \$TIME \$DCNSPEC \$USER

NOT FOR CONSTRUCTION

REV	DATE	BY	CHK	APP	DESCRIPTION

DESIGNED BY
A. SHIELDS
 DRAWN BY
A. SHIELDS
 CHECKED BY
D. HARTMAN
 IN CHARGE
D. COWIN
 DATE
09-21-2020

TRANSPORTATION
AECOM
 300 Lakeside Dr, Suite 400
 Oakland, CA 94612
 T 510.893.3600 F 510.874.3268
 www.aecom.com



SAN JOAQUIN
REGIONAL
RAIL COMMISSION

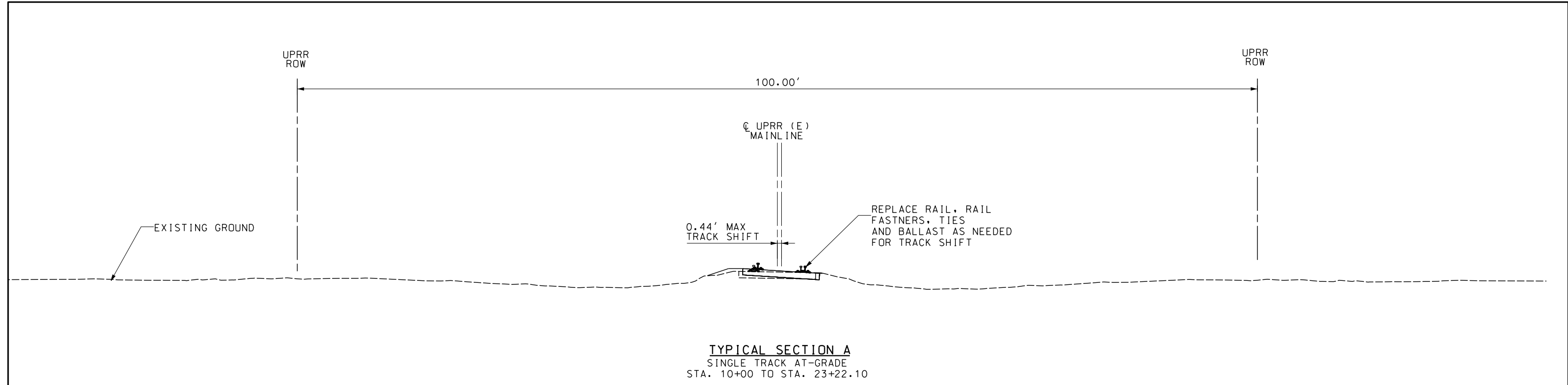


ALTAIR CORRIDOR EXPRESS

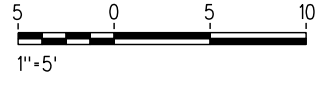
15% PRELIMINARY ENGINEERING

SAN JOAQUIN REGIONAL RAIL COMMISSION
 VALLEY RAIL – SACRAMENTO EXTENSION
 TRACK CURVE RECONSTRUCTION SOUTH OF
 DESMOND ROAD – TRACK ALIGNMENT
 KEY MAP
 STA. 10+00 TO STA. 23+22.10

ENVIRONMENTAL ALTERNATIVE CODE
DRAWING NO. TT-B0001-DR
SCALE NONE
SHEET NO. 59 OF 160



TYPICAL SECTION A
 SINGLE TRACK AT-GRADE
 STA. 10+00 TO STA. 23+22.10



NOT FOR CONSTRUCTION

REV	DATE	BY	CHK	APP	DESCRIPTION

DESIGNED BY
A. SHIELDS

DRAWN BY
A. SHIELDS

CHECKED BY
D. HARTMAN

IN CHARGE
D. COWIN

DATE
09-21-2020

TRANSPORTATION **AECOM**

AECOM
 300 Lakeside Dr, Suite 400
 Oakland, CA 94612
 T 510.893.3600 F 510.874.3268

www.aecom.com

SAN JOAQUIN REGIONAL RAIL COMMISSION

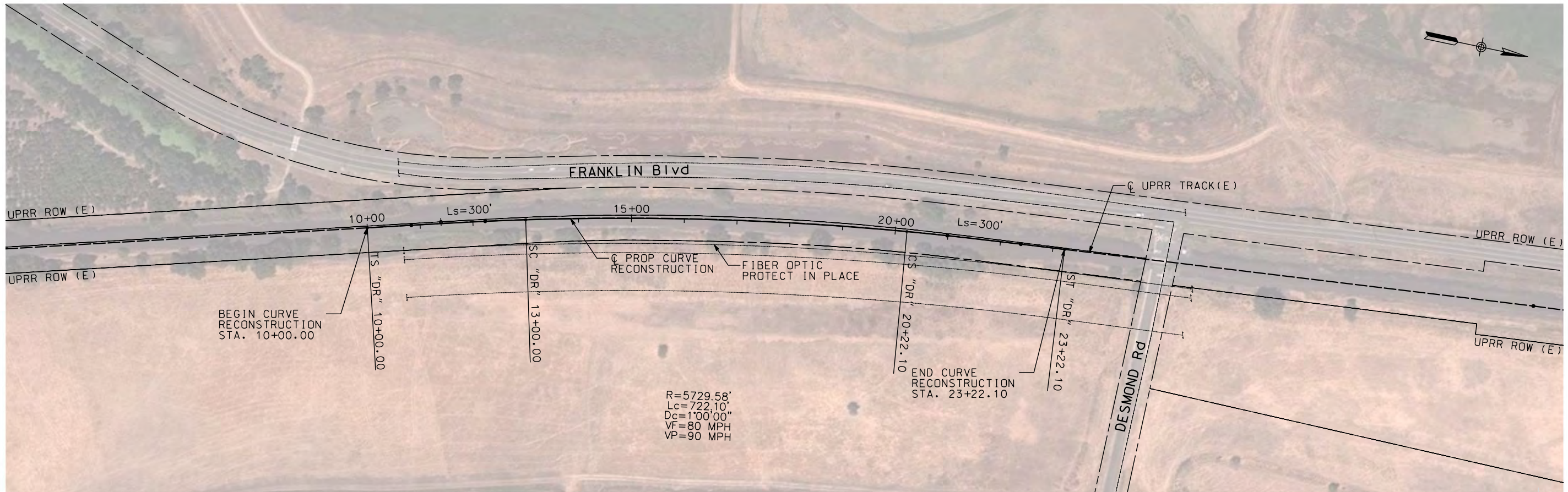
ACE
ALTAVENT CORRIDOR EXPRESS

15% PRELIMINARY ENGINEERING

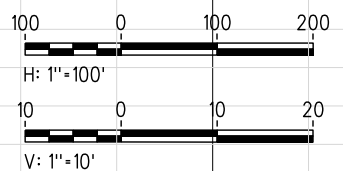
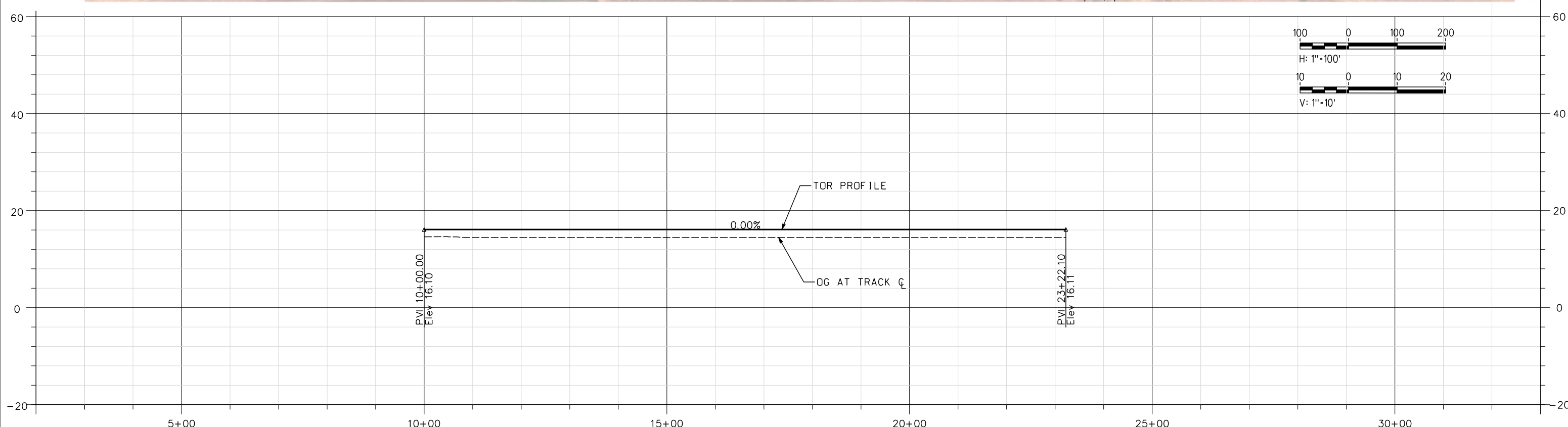
SAN JOAQUIN REGIONAL RAIL COMMISSION
 VALLEY RAIL – SACRAMENTO EXTENSION
 TRACK CURVE RECONSTRUCTION SOUTH OF
 DESMOND ROAD – TRACK ALIGNMENT
 TYPICAL SECTIONS
 SHEET 1 OF 1

ENVIRONMENTAL ALTERNATIVE CODE
DRAWING NO. TT-D0001-DR
SCALE 1" = 5'
SHEET NO. 60 OF 160

\$USER \$DATE \$TIME \$DGN\$SPEC



$R=5729.58'$
 $Lc=722.10'$
 $Dc=1'00''00''$
 $VF=80$ MPH
 $VP=90$ MPH



NOT FOR CONSTRUCTION

REV	DATE	BY	CHK	APP	DESCRIPTION

DESIGNED BY
A. SHIELDS
 DRAWN BY
A. SHIELDS
 CHECKED BY
D. HARTMAN
 IN CHARGE
D. COWIN
 DATE
09-21-2020

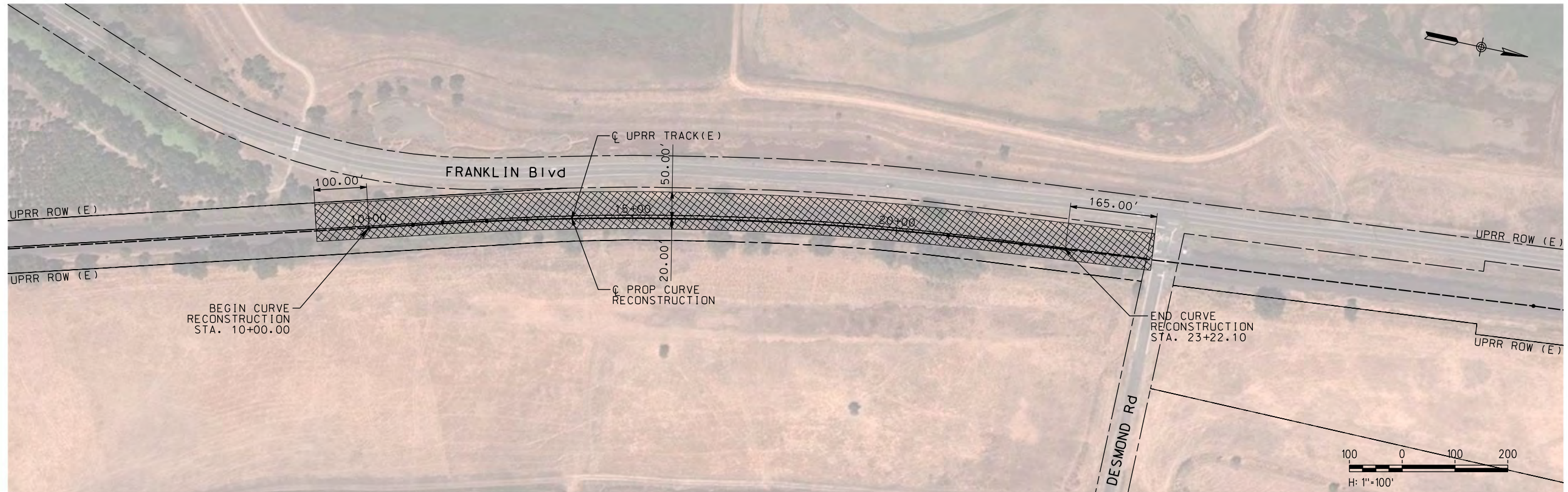
TRANSPORTATION
AECOM
 300 Lakeside Dr, Suite 400
 Oakland, CA 94612
 T 510.893.3600 F 510.874.3268
 www.aecom.com

SAN JOAQUIN REGIONAL RAIL COMMISSION
 ACE
 ALTAMONT CORRIDOR EXPRESS

15% PRELIMINARY ENGINEERING

SAN JOAQUIN REGIONAL RAIL COMMISSION
 VALLEY RAIL – SACRAMENTO EXTENSION
 TRACK CURVE RECONSTRUCTION SOUTH OF
 DESMOND ROAD – TRACK ALIGNMENT
 PLAN AND PROFILE
 STA. 10+00 TO STA. 23+22.10

ENVIRONMENTAL ALTERNATIVE CODE
 DRAWING NO.
TT-D1001-DR
 SCALE
AS SHOWN
 SHEET NO.
61 OF 160



\$USER \$DATE \$TIME \$DGN\$SPEC

NOT FOR CONSTRUCTION

REV	DATE	BY	CHK	APP	DESCRIPTION

DESIGNED BY
A. SHIELDS
 DRAWN BY
A. SHIELDS
 CHECKED BY
D. HARTMAN
 IN CHARGE
D. COWIN
 DATE
09-21-2020

TRANSPORTATION
AECOM
 AECOM
 300 Lakeside Dr, Suite 400
 Oakland, CA 94612
 T 510.893.3600 F 510.874.3268
 www.aecom.com



SAN JOAQUIN
REGIONAL
RAIL COMMISSION

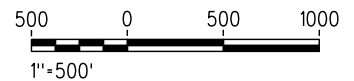
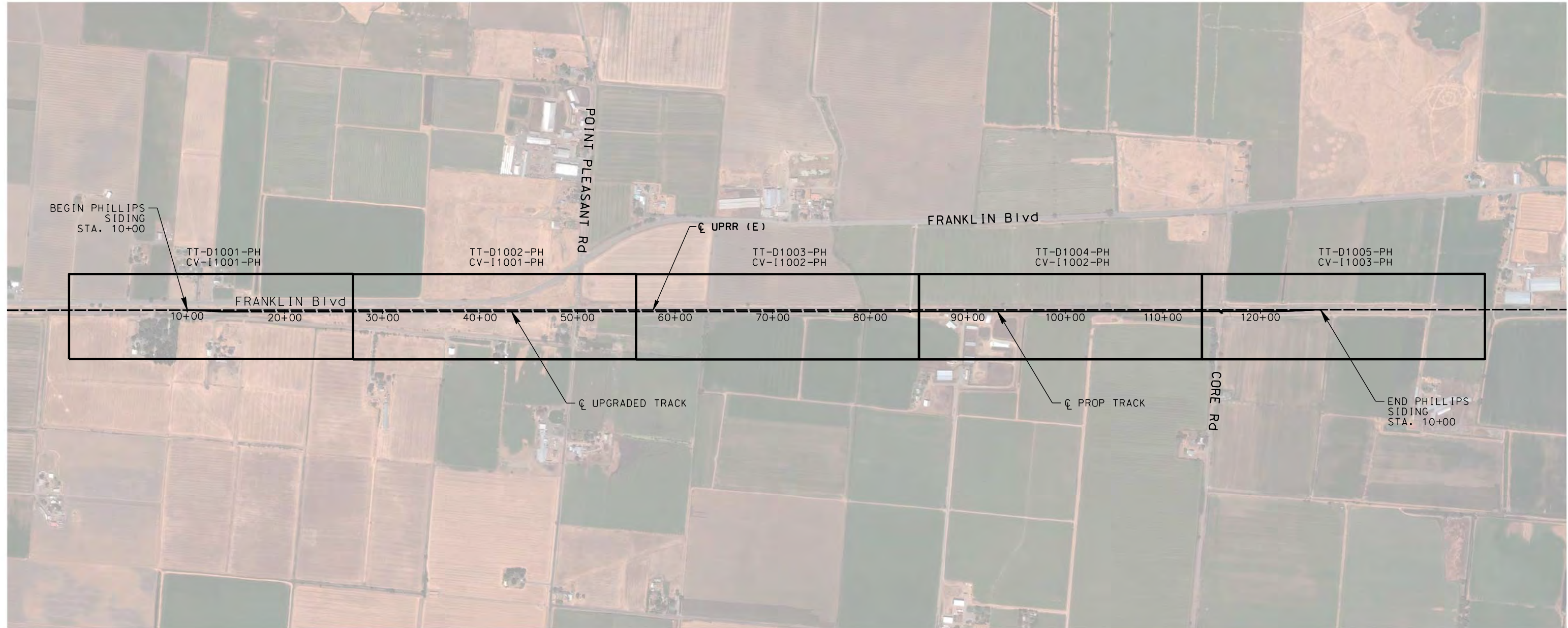


ACE
ALTAIR CORRIDOR EXPRESS

15% PRELIMINARY ENGINEERING

SAN JOAQUIN REGIONAL RAIL COMMISSION
 VALLEY RAIL – SACRAMENTO EXTENSION
 TRACK CURVE RECONSTRUCTION SOUTH OF
 DESMOND ROAD – TRACK ALIGNMENT
 TEMPORARY CONSTRUCTION AREAS PLAN
 STA. 10+00 TO STA. 23+22.10

ENVIRONMENTAL ALTERNATIVE CODE
 DRAWING NO.
CV-11001-DR
 SCALE
AS SHOWN
 SHEET NO.
62 OF 160



\$DATE \$TIME \$DCNSPEC \$USER

NOT FOR CONSTRUCTION

REV	DATE	BY	CHK	APP	DESCRIPTION

DESIGNED BY A. SHIELDS	TRANSPORTATION AECOM
DRAWN BY A. SHIELDS	AECOM
CHECKED BY D. HARTMAN	300 Lakeside Dr, Suite 400 Oakland, CA 94612 T 510.893.3600 F 510.874.3268
IN CHARGE D. COWIN	www.aecom.com
DATE 09-21-2020	



SAN JOAQUIN
REGIONAL
RAIL COMMISSION



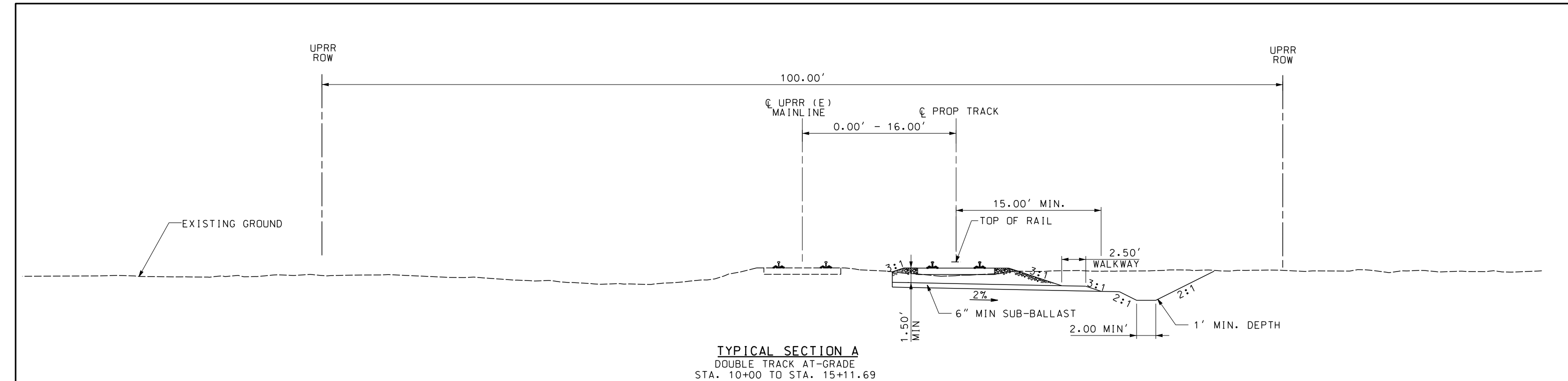
ACE

ALTAIR CORRIDOR EXPRESS

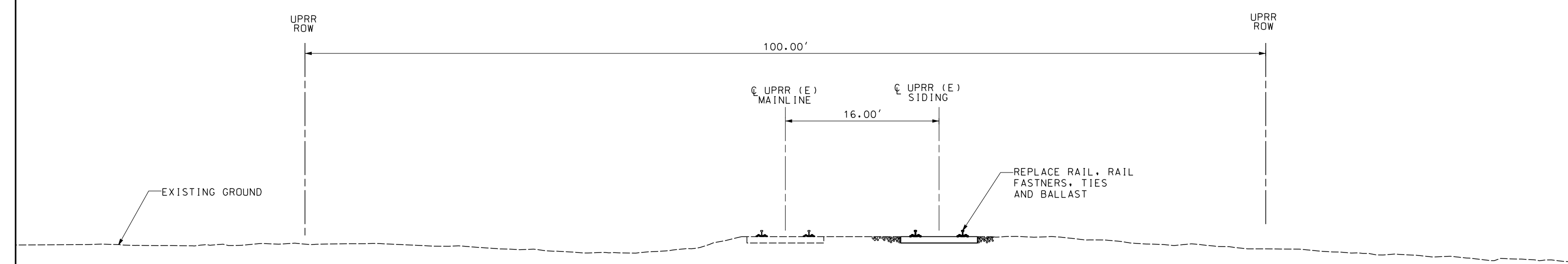
15% PRELIMINARY ENGINEERING

SAN JOAQUIN REGIONAL RAIL COMMISSION
 VALLEY RAIL – SACRAMENTO EXTENSION
 PHILLIPS SIDING UPGRADE AND EXTENSION
 TRACK ALIGNMENT – KEY MAP
 STA. 10+00 TO STA. 126+16.72

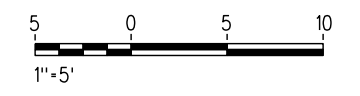
ENVIRONMENTAL ALTERNATIVE CODE
DRAWING NO. TT-B0001-PH
SCALE NONE
SHEET NO. 63 OF 160



TYPICAL SECTION A
 DOUBLE TRACK AT-GRADE
 STA. 10+00 TO STA. 15+11.69



TYPICAL SECTION B
 DOUBLE TRACK AT-GRADE
 STA. 15+11.69 TO STA. 76+04.03



NOT FOR CONSTRUCTION

REV	DATE	BY	CHK	APP	DESCRIPTION

DESIGNED BY
A. SHIELDS

DRAWN BY
A. SHIELDS

CHECKED BY
D. HARTMAN

IN CHARGE
D. COWIN

DATE
09-21-2020

TRANSPORTATION **AECOM**

AECOM
 300 Lakeside Dr, Suite 400
 Oakland, CA 94612
 T 510.893.3600 F 510.874.3268

www.aecom.com

SAN JOAQUIN REGIONAL RAIL COMMISSION



ACE



ALYAHUNT CORRIDOR EXPRESS

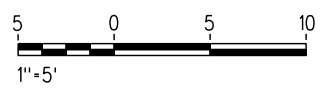
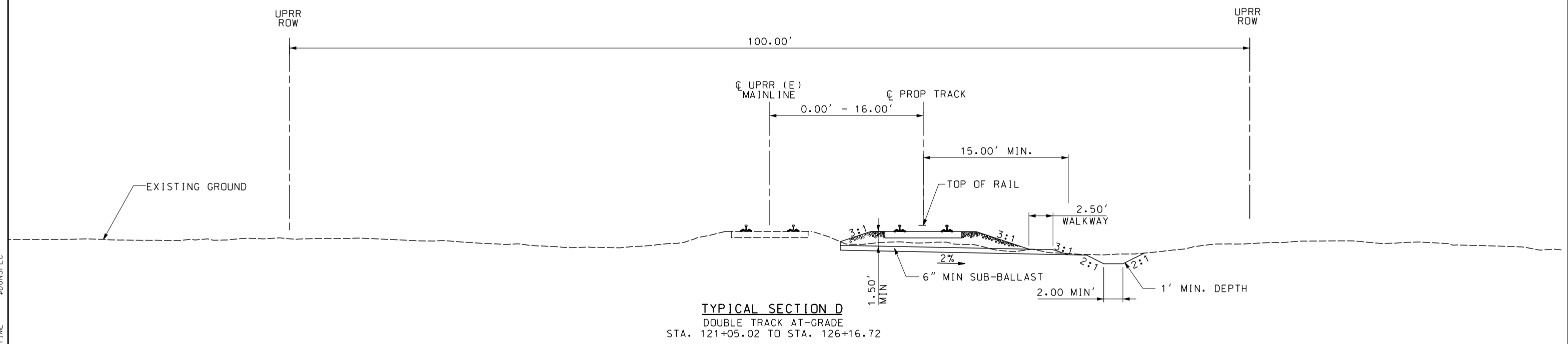
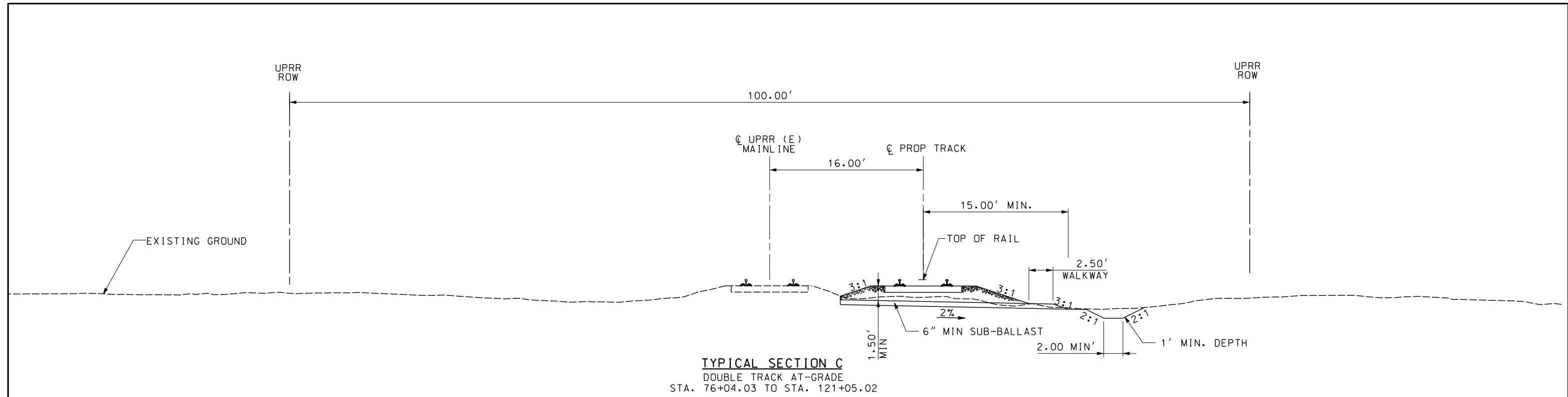
15% PRELIMINARY ENGINEERING

SAN JOAQUIN REGIONAL RAIL COMMISSION
 VALLEY RAIL – SACRAMENTO EXTENSION

PHILLIP SIDING UPGRADE AND EXTENSION
 TRACK ALIGNMENT – TYPICAL SECTIONS
 SHEET 1 OF 2

ENVIRONMENTAL ALTERNATIVE CODE
DRAWING NO. TT-D0001-PH
SCALE 1" = 5'
SHEET NO. 64 OF 160

\$USER \$DATE \$TIME \$DGN\$SPEC



NOT FOR CONSTRUCTION

REV	DATE	BY	CHK	APP	DESCRIPTION

DESIGNED BY
A. SHIELDS

DRAWN BY
A. SHIELDS

CHECKED BY
D. HARTMAN

IN CHARGE
D. COWIN

DATE
09-21-2020

TRANSPORTATION **AECOM**

AECOM
300 Lakeside Dr, Suite 400
Oakland, CA 94612
T 510.893.3600 F 510.874.3268

www.aecom.com

SAN JOAQUIN REGIONAL RAIL COMMISSION

ACE
ALTYMONT CORRIDOR EXPRESS

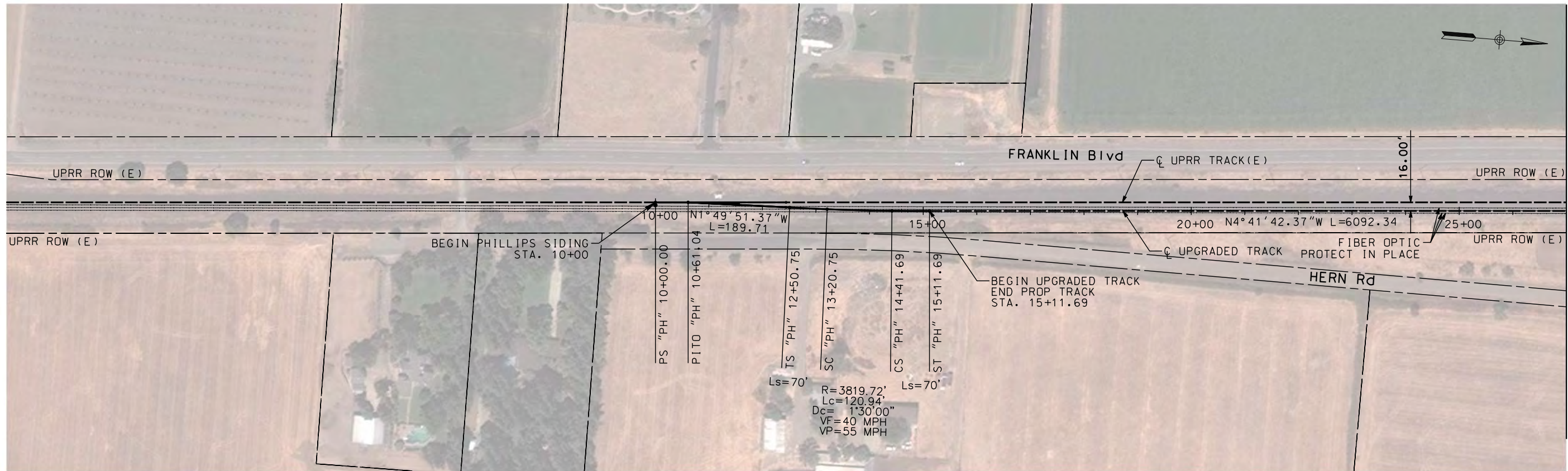
15% PRELIMINARY ENGINEERING

SAN JOAQUIN REGIONAL RAIL COMMISSION
VALLEY RAIL – SACRAMENTO EXTENSION

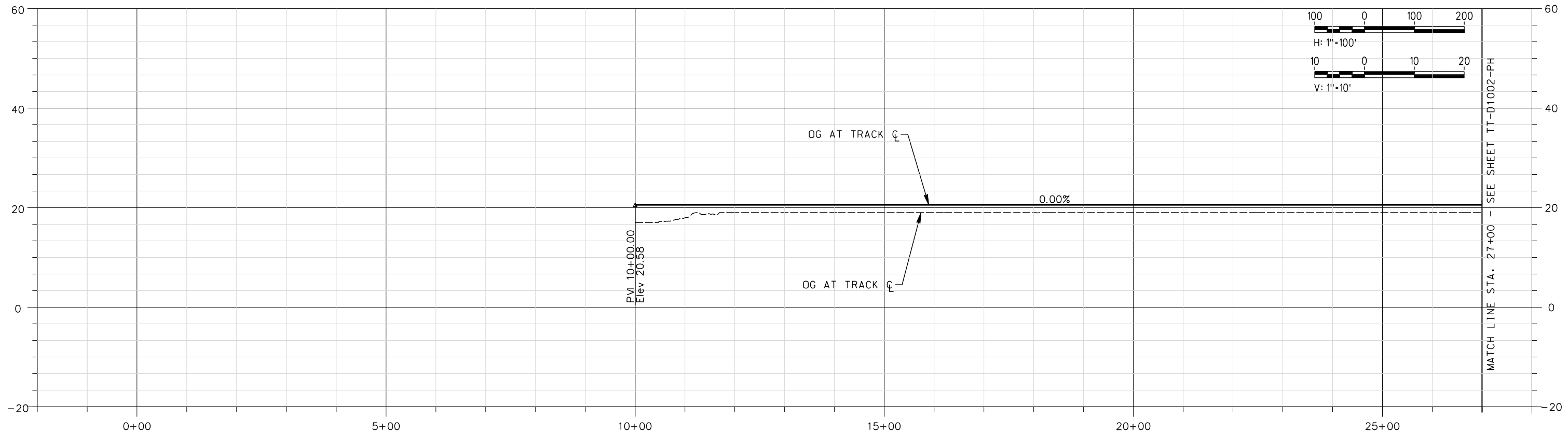
PHILLIP SIDING UPGRADE AND EXTENSION
TRACK ALIGNMENT – TYPICAL SECTIONS
SHEET 2 OF 2

ENVIRONMENTAL ALTERNATIVE CODE
DRAWING NO. TT-D0002-PH
SCALE 1" = 5'
SHEET NO. 65 OF 160

\$USER \$DATE \$TIME \$DGN\$SPEC



MATCH LINE STA. 27+00 - SEE SHEET TT-D1002-PH



MATCH LINE STA. 27+00 - SEE SHEET TT-D1002-PH

NOT FOR CONSTRUCTION

REV	DATE	BY	CHK	APP	DESCRIPTION

DESIGNED BY A. SHIELDS	TRANSPORTATION
DRAWN BY A. SHIELDS	AECOM
CHECKED BY D. HARTMAN	300 Lakeside Dr, Suite 400 Oakland, CA 94612 T 510.893.3600 F 510.874.3268
IN CHARGE D. COWIN	www.aecom.com
DATE 09-21-2020	

SAN JOAQUIN
REGIONAL
RAIL COMMISSION

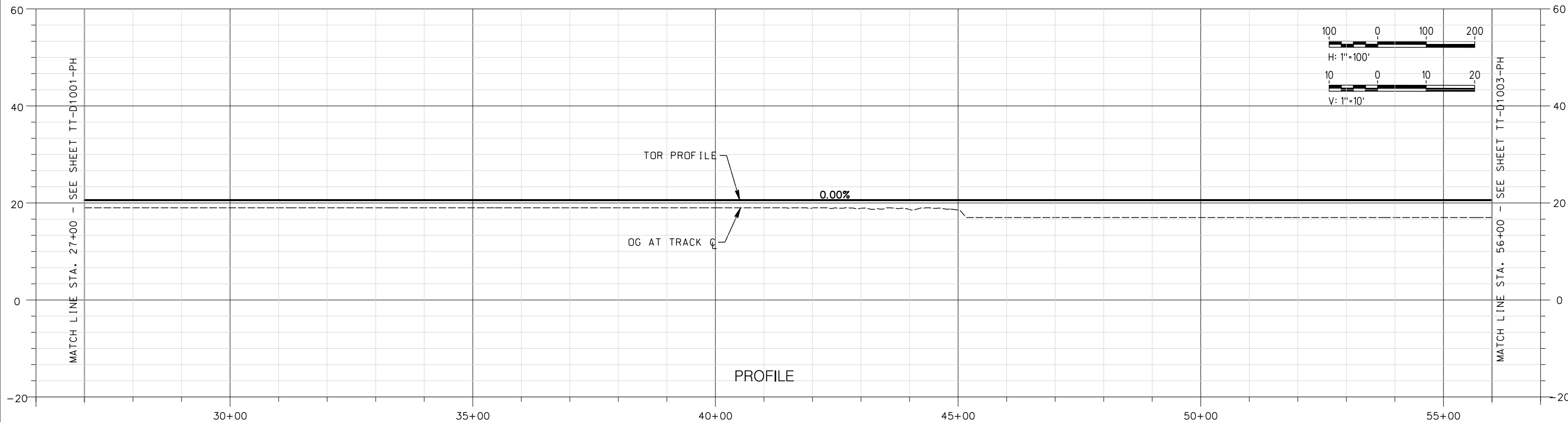
ACE
ALTAIR CORRIDOR EXPRESS

15% PRELIMINARY ENGINEERING

SAN JOAQUIN REGIONAL RAIL COMMISSION
VALLEY RAIL - SACRAMENTO EXTENSION

**PHILLIPS SIDING UPGRADE AND EXTENSION
TRACK ALIGNMENT - PLAN AND PROFILE
STA. 10+00 TO STA. 27+00**

ENVIRONMENTAL ALTERNATIVE CODE
DRAWING NO. TT-D1001-PH
SCALE AS SHOWN
SHEET NO. 66 OF 160



NOT FOR CONSTRUCTION

REV	DATE	BY	CHK	APP	DESCRIPTION

DESIGNED BY
A. SHIELDS

DRAWN BY
A. SHIELDS

CHECKED BY
D. HARTMAN

IN CHARGE
D. COWIN

DATE
09-21-2020

TRANSPORTATION
AECOM

AECOM
300 Lakeside Dr, Suite 400
Oakland, CA 94612
T 510.893.3600 F 510.874.3268

www.aecom.com

SAN JOAQUIN REGIONAL RAIL COMMISSION

ACE
ALTA MONT CORRIDOR EXPRESS

15% PRELIMINARY ENGINEERING

SAN JOAQUIN REGIONAL RAIL COMMISSION
VALLEY RAIL – SACRAMENTO EXTENSION

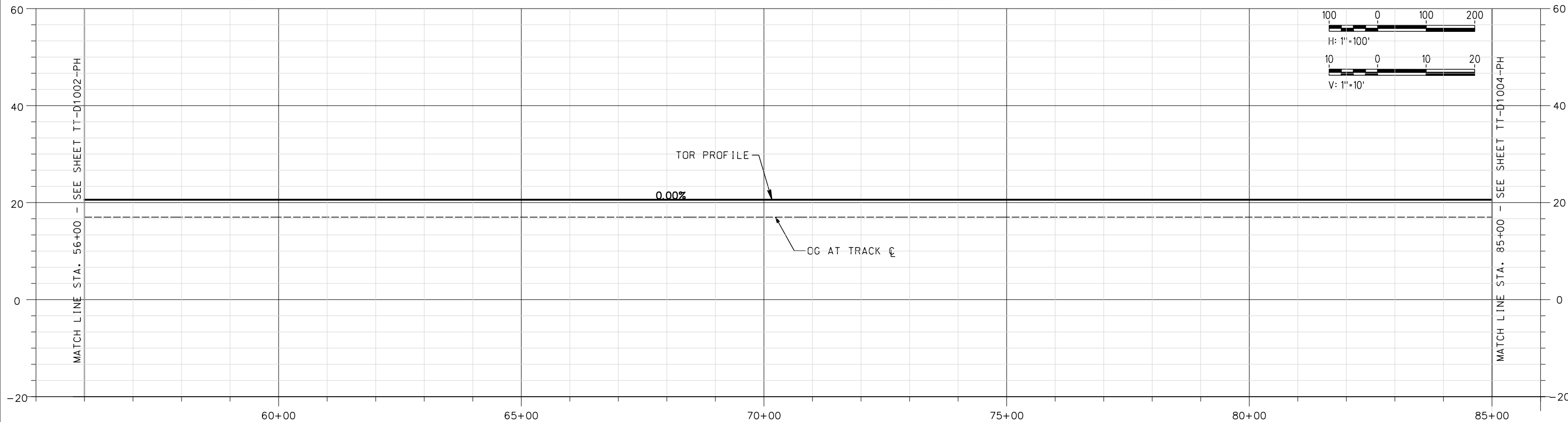
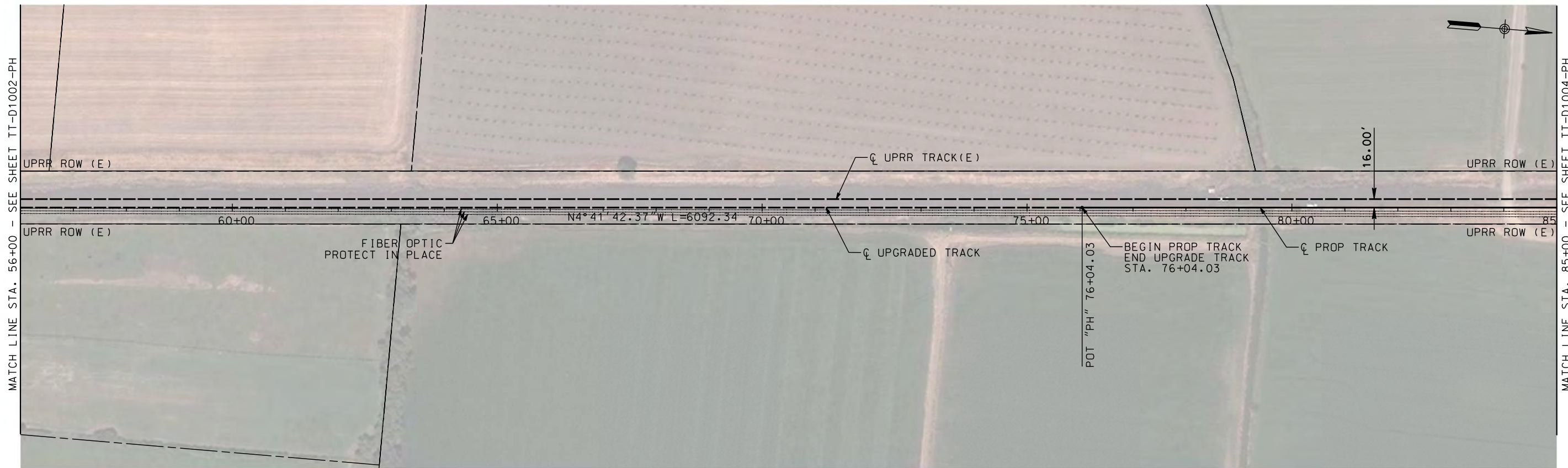
PHILLIPS SIDING UPGRADE AND EXTENSION
TRACK ALIGNMENT – PLAN AND PROFILE
STA. 27+00 TO STA. 56+00

ENVIRONMENTAL ALTERNATIVE CODE

DRAWING NO.
TT-D1002-PH

SCALE
AS SHOWN

SHEET NO.
67 OF 160



NOT FOR CONSTRUCTION

REV	DATE	BY	CHK	APP	DESCRIPTION

DESIGNED BY
A. SHIELDS

DRAWN BY
A. SHIELDS

CHECKED BY
D. HARTMAN

IN CHARGE
D. COWIN

DATE
09-21-2020

TRANSPORTATION
AECOM

AECOM
300 Lakeside Dr, Suite 400
Oakland, CA 94612
T 510.893.3600 F 510.874.3268

www.aecom.com

SAN JOAQUIN REGIONAL RAIL COMMISSION



ACE
ALTAIR CORRIDOR EXPRESS

15% PRELIMINARY ENGINEERING

SAN JOAQUIN REGIONAL RAIL COMMISSION
VALLEY RAIL – SACRAMENTO EXTENSION

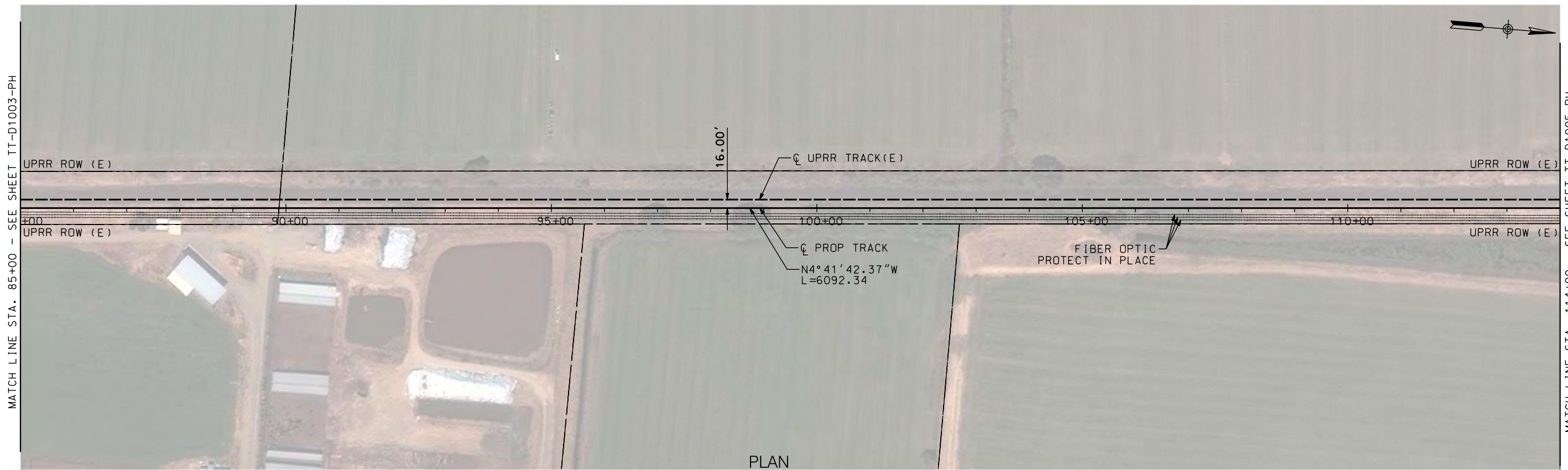
PHILLIPS SIDING UPGRADE AND EXTENSION
TRACK ALIGNMENT – PLAN AND PROFILE
STA. 56+00 TO STA. 85+00

ENVIRONMENTAL ALTERNATIVE CODE

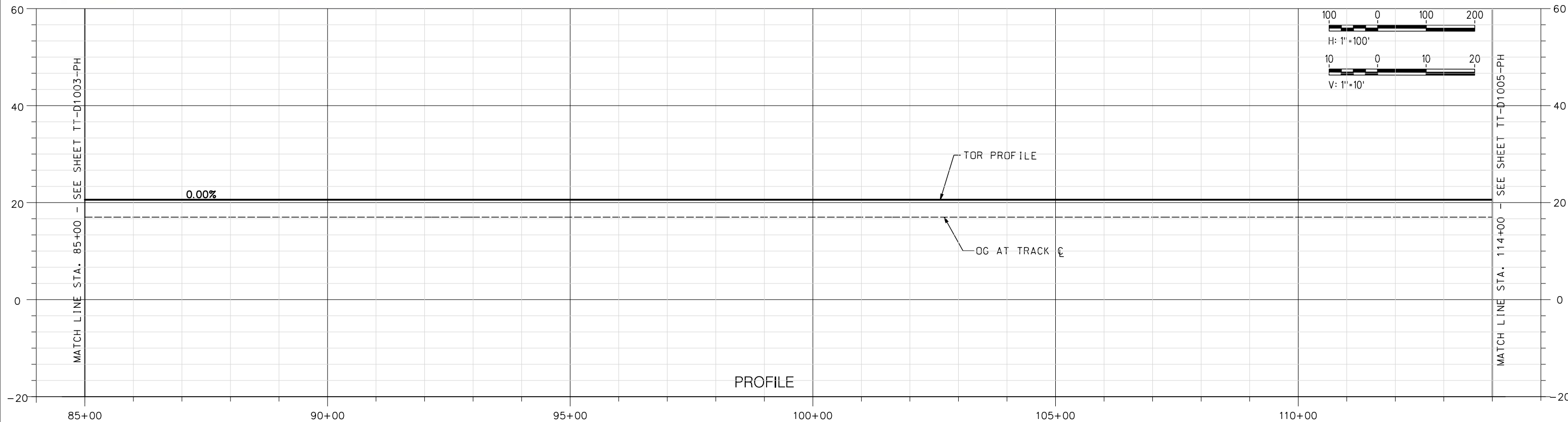
DRAWING NO.
TT-D1003-PH

SCALE
AS SHOWN

SHEET NO.
68 OF 160



PLAN



PROFILE

NOT FOR CONSTRUCTION

REV	DATE	BY	CHK	APP	DESCRIPTION

DESIGNED BY A. SHIELDS	TRANSPORTATION
DRAWN BY A. SHIELDS	AECOM
CHECKED BY D. HARTMAN	AECOM 300 Lakeside Dr, Suite 400 Oakland, CA 94612 T 510.893.3600 F 510.874.3268
IN CHARGE D. COWIN	www.aecom.com
DATE 09-21-2020	



SAN JOAQUIN
REGIONAL
RAIL COMMISSION



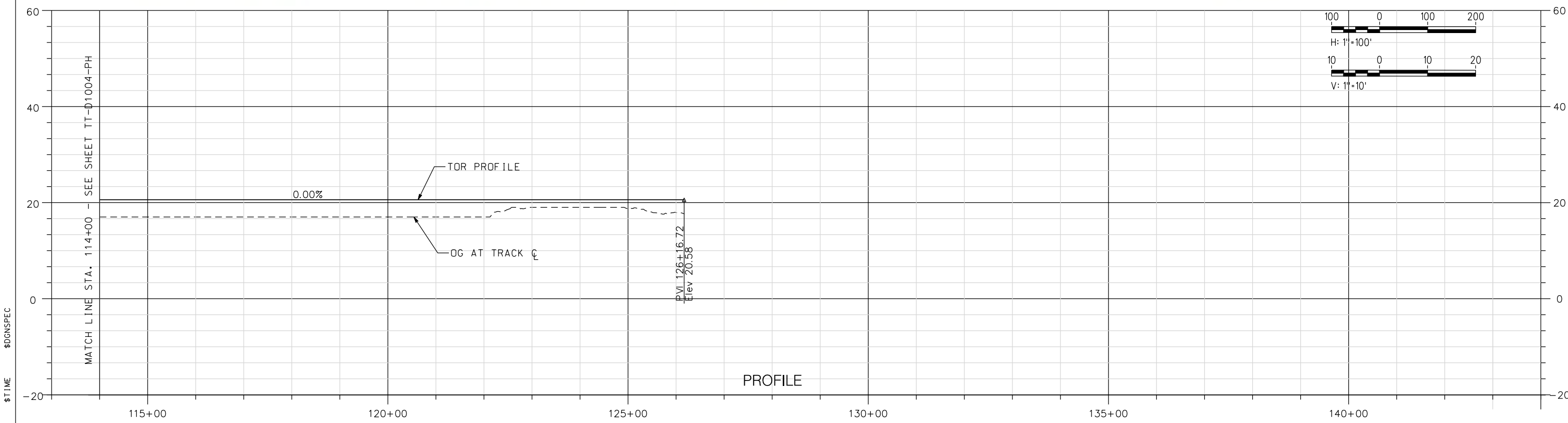
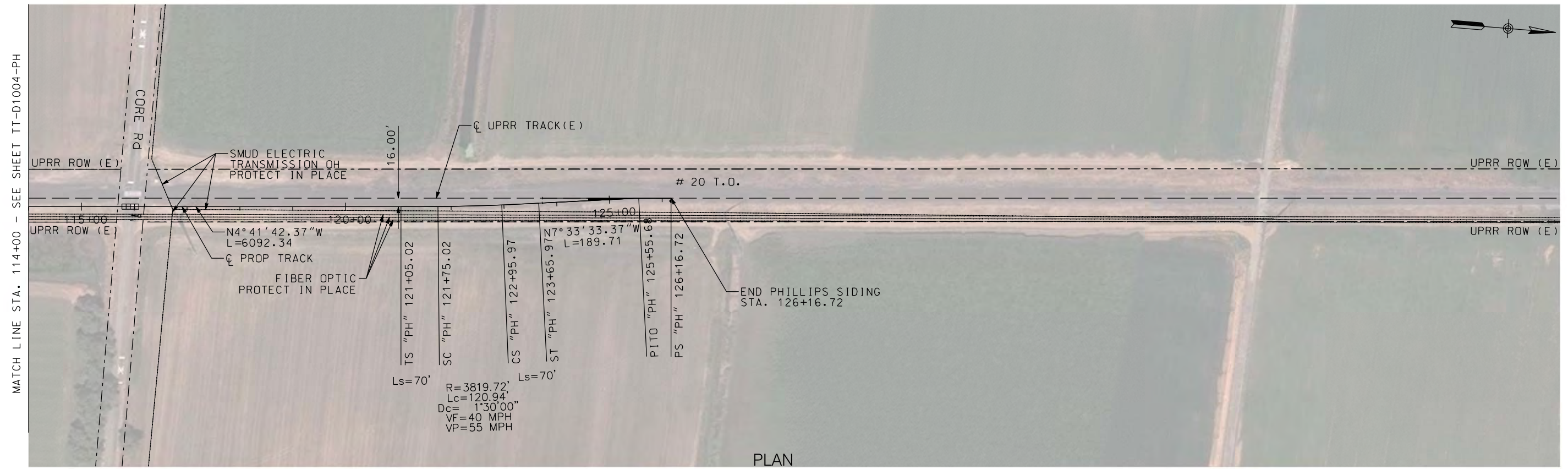
ACE
ALTAIR CORRIDOR EXPRESS

15% PRELIMINARY ENGINEERING

SAN JOAQUIN REGIONAL RAIL COMMISSION
VALLEY RAIL – SACRAMENTO EXTENSION

**PHILLIPS SIDING UPGRADE AND EXTENSION
TRACK ALIGNMENT – PLAN AND PROFILE
STA. 85+00 TO STA. 114+00**

ENVIRONMENTAL ALTERNATIVE CODE
DRAWING NO. TT-D1004-PH
SCALE AS SHOWN
SHEET NO. 69 OF 160



NOT FOR CONSTRUCTION

REV	DATE	BY	CHK	APP	DESCRIPTION

DESIGNED BY A. SHIELDS	TRANSPORTATION AECOM
DRAWN BY A. SHIELDS	AECOM 300 Lakeside Dr, Suite 400 Oakland, CA 94612 T 510.893.3600 F 510.874.3268
CHECKED BY D. HARTMAN	www.aecom.com
IN CHARGE D. COWIN	
DATE 09-21-2020	



SAN JOAQUIN
REGIONAL
RAIL COMMISSION



ACE
ALTA MONT CORRIDOR EXPRESS

15% PRELIMINARY ENGINEERING

SAN JOAQUIN REGIONAL RAIL COMMISSION
VALLEY RAIL - SACRAMENTO EXTENSION

PHILLIPS SIDING UPGRADE AND EXTENSION
TRACK ALIGNMENT - PLAN AND PROFILE
STA. 114+00 TO STA. 126+16.72

ENVIRONMENTAL ALTERNATIVE CODE
DRAWING NO. TT-D1005-PH
SCALE AS SHOWN
SHEET NO. 70 OF 160



\$DATE \$TIME \$DGN \$SPEC \$USER

NOT FOR CONSTRUCTION

REV	DATE	BY	CHK	APP	DESCRIPTION

DESIGNED BY A. SHIELDS	TRANSPORTATION AECOM 300 Lakeside Dr, Suite 400 Oakland, CA 94612 T 510.893.3600 F 510.874.3268 www.aecom.com
DRAWN BY A. SHIELDS	
CHECKED BY D. HARTMAN	
IN CHARGE D. COWIN	
DATE 09-21-2020	


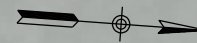
SAN JOAQUIN REGIONAL RAIL COMMISSION

ALTARION CORRIDOR EXPRESS

15% PRELIMINARY ENGINEERING

SAN JOAQUIN REGIONAL RAIL COMMISSION
 VALLEY RAIL – SACRAMENTO EXTENSION
**PHILLIP SIDING UPGRADE AND EXTENSION
 AT-GRADE CROSSING IMPROVEMENTS
 PRIVATE CROSSING MP 122.65**

ENVIRONMENTAL ALTERNATIVE CODE
DRAWING NO. CV-T1001-PH
SCALE AS SHOWN
SHEET NO. 71 OF 160



\$USER \$DATE \$TIME \$DCNSPEC

NOT FOR CONSTRUCTION

REV	DATE	BY	CHK	APP	DESCRIPTION

DESIGNED BY
A. SHIELDS
DRAWN BY
A. SHIELDS
CHECKED BY
D. HARTMAN
IN CHARGE
D. COWIN
DATE
09-21-2020

TRANSPORTATION
AECOM
300 Lakeside Dr, Suite 400
Oakland, CA 94612
T 510.893.3600 F 510.874.3268
www.aecom.com



SAN JOAQUIN
REGIONAL
RAIL COMMISSION

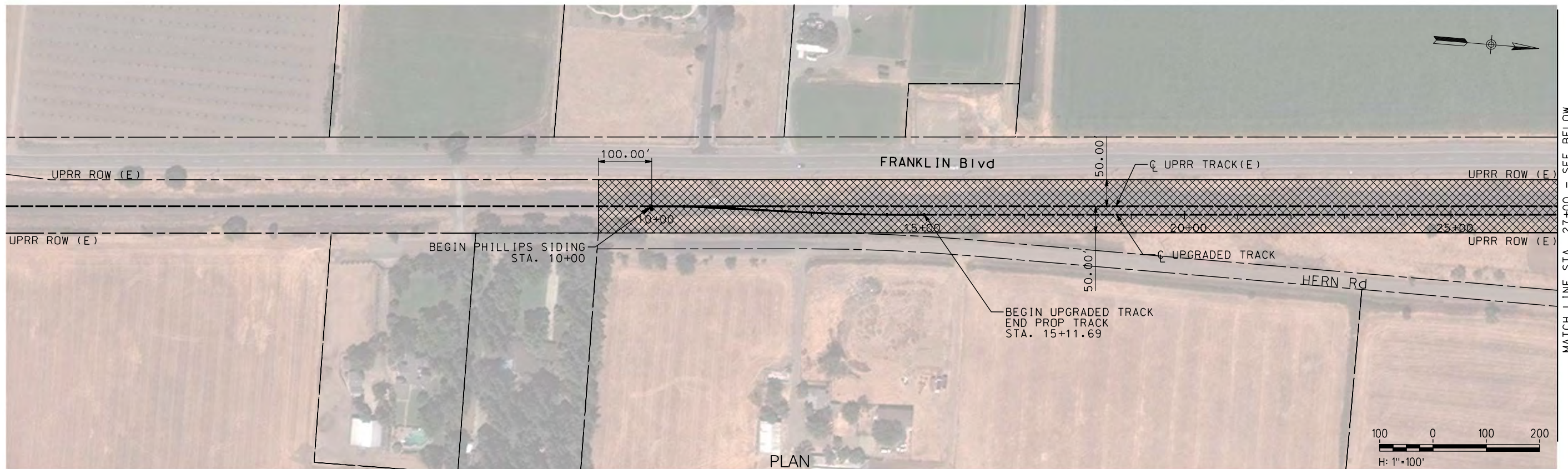


ACE
ALTA MONT CORRIDOR EXPRESS


15% PRELIMINARY ENGINEERING

SAN JOAQUIN REGIONAL RAIL COMMISSION
VALLEY RAIL – SACRAMENTO EXTENSION
PHILLIP SIDING UPGRADE AND EXTENSION
AT-GRADE CROSSING IMPROVEMENTS
CORE ROAD

ENVIRONMENTAL ALTERNATIVE CODE
DRAWING NO.
CV-T1002-PH
SCALE
AS SHOWN
SHEET NO.
72 OF 160



MATCH LINE STA. 27+00 - SEE BELOW



MATCH LINE STA. 27+00 - SEE ABOVE

MATCH LINE STA. 56+00 - SEE SHEET CV-11002-PH

\$DATE \$TIME \$DGN\$SPEC \$USER

NOT FOR CONSTRUCTION

REV	DATE	BY	CHK	APP	DESCRIPTION

DESIGNED BY
A. SHIELDS
DRAWN BY
A. SHIELDS
CHECKED BY
D. HARTMAN
IN CHARGE
D. COWIN
DATE
09-21-2020

TRANSPORTATION **AECOM**
AECOM
300 Lakeside Dr, Suite 400
Oakland, CA 94612
T 510.893.3600 F 510.874.3268
www.aecom.com



SAN JOAQUIN
REGIONAL
RAIL COMMISSION

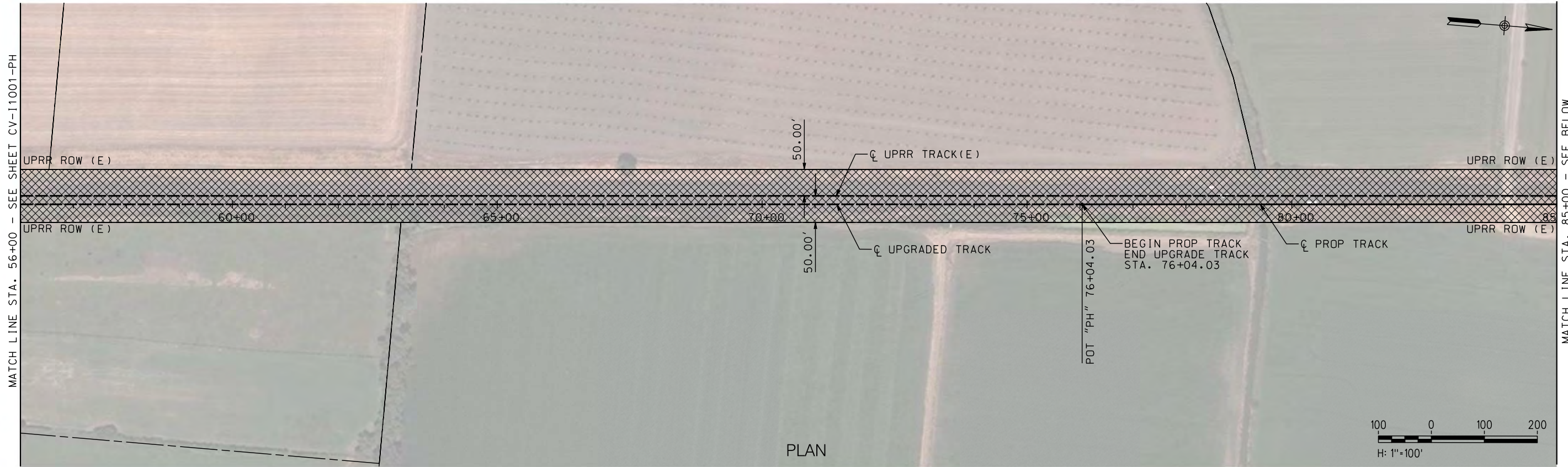


ACE
ALLEGANT CORRIDOR EXPRESS

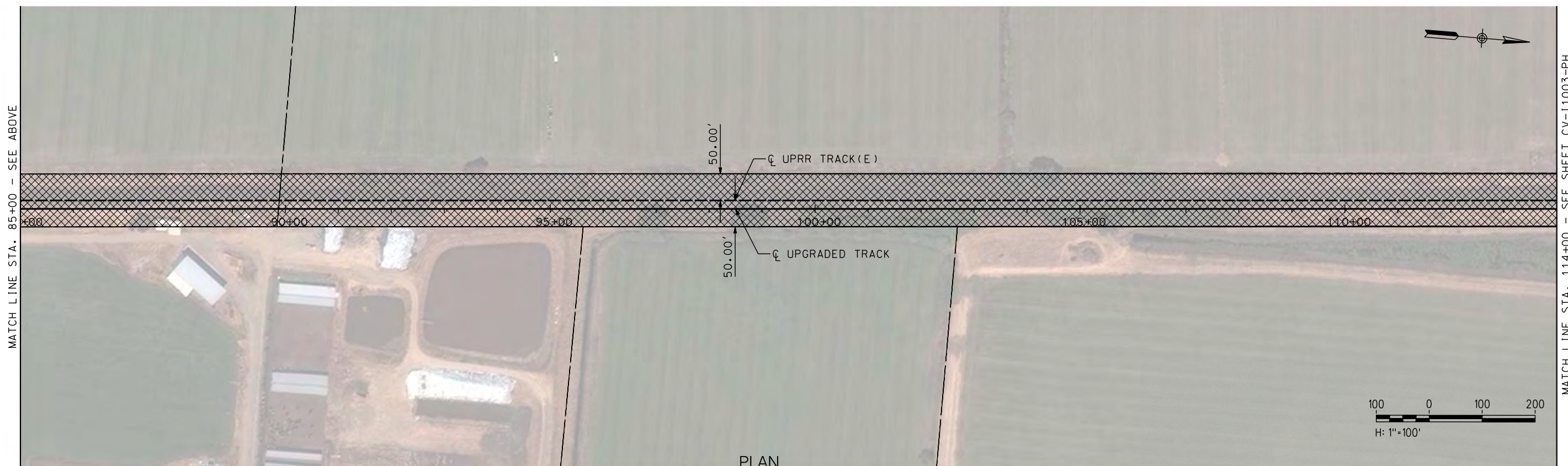
15% PRELIMINARY ENGINEERING

SAN JOAQUIN REGIONAL RAIL COMMISSION
VALLEY RAIL - SACRAMENTO EXTENSION
PHILLIPS SIDING UPGRADE AND EXTENSION
TRACK ALIGNMENT - TEMPORARY CONSTRUCTION AREAS PLAN
STA. 10+00 TO STA. 56+00

ENVIRONMENTAL ALTERNATIVE CODE
DRAWING NO.
CV-11001-PH
SCALE
AS SHOWN
SHEET NO.
73 OF 160



PLAN



PLAN

\$USER \$DATE \$TIME \$DGN\$SPEC

NOT FOR CONSTRUCTION

REV	DATE	BY	CHK	APP	DESCRIPTION

DESIGNED BY A. SHIELDS	TRANSPORTATION AECOM
DRAWN BY A. SHIELDS	AECOM 300 Lakeside Dr, Suite 400 Oakland, CA 94612 T 510.893.3600 F 510.874.3268
CHECKED BY D. HARTMAN	www.aecom.com
IN CHARGE D. COWIN	
DATE 09-21-2020	



SAN JOAQUIN
REGIONAL
RAIL COMMISSION



ACE
ALTAIR CORRIDOR EXPRESS

15% PRELIMINARY ENGINEERING

SAN JOAQUIN REGIONAL RAIL COMMISSION
VALLEY RAIL – SACRAMENTO EXTENSION

PHILLIPS SIDING UPGRADE AND EXTENSION
TRACK ALIGNMENT – TEMPORARY CONSTRUCTION AREAS PLAN
STA. 56+00 TO STA. 114+00

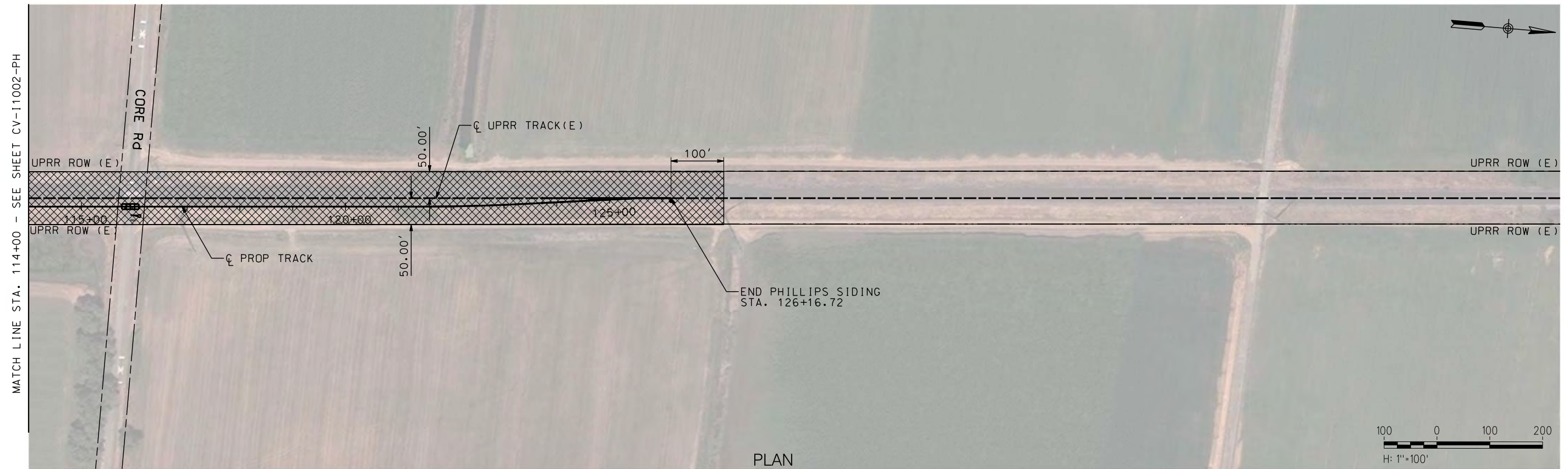
ENVIRONMENTAL ALTERNATIVE CODE
DRAWING NO. CV-11002-PH
SCALE AS SHOWN
SHEET NO. 74 OF 160

MATCH LINE STA. 56+00 - SEE SHEET CV-11001-PH

MATCH LINE STA. 85+00 - SEE BELOW

MATCH LINE STA. 85+00 - SEE ABOVE

MATCH LINE STA. 114+00 - SEE SHEET CV-11003-PH



\$USER \$DATE \$TIME \$DGN\$SPEC

NOT FOR CONSTRUCTION

REV	DATE	BY	CHK	APP	DESCRIPTION

DESIGNED BY A. SHIELDS	TRANSPORTATION	AECOM
DRAWN BY A. SHIELDS	AECOM	
CHECKED BY D. HARTMAN	300 Lakeside Dr, Suite 400 Oakland, CA 94612 T 510.893.3600 F 510.874.3268	
IN CHARGE D. COWIN		
DATE 09-21-2020	www.aecom.com	



SAN JOAQUIN
REGIONAL
RAIL COMMISSION



ACE

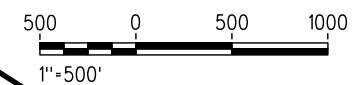
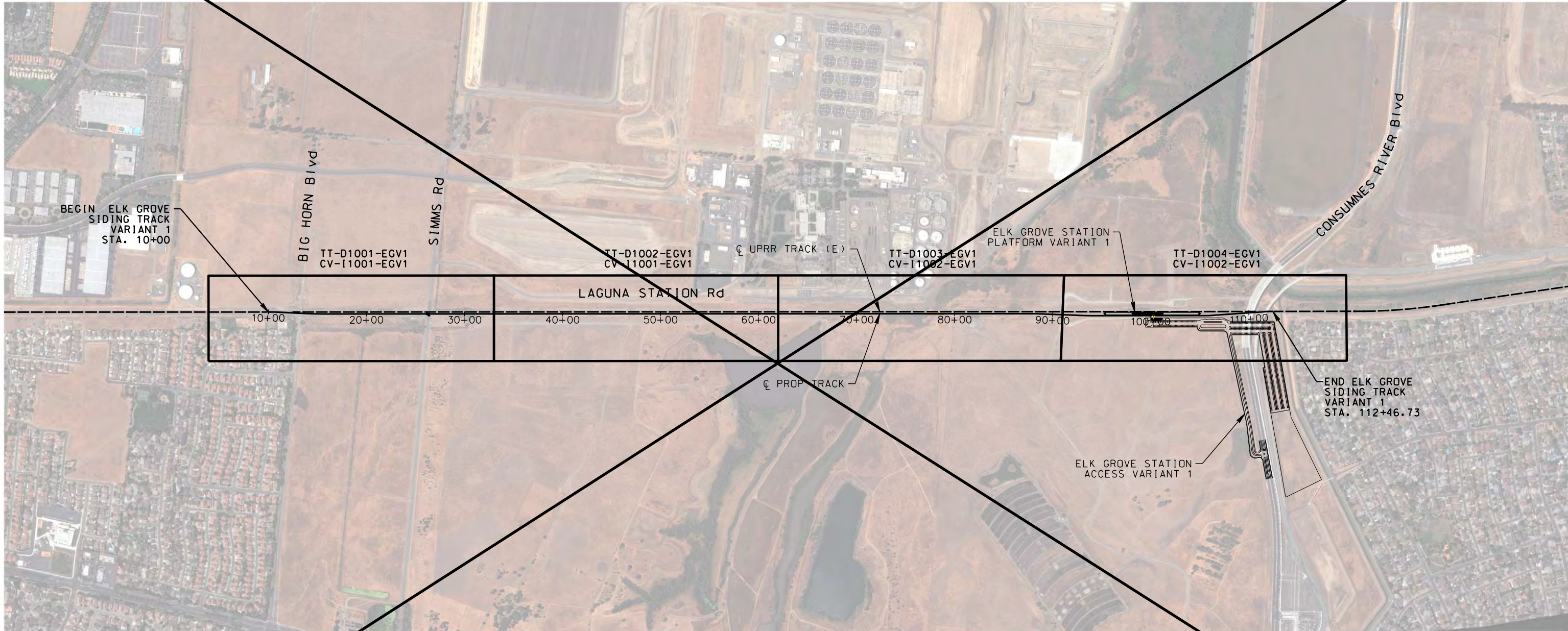
ALTAIR CORRIDOR EXPRESS

15% PRELIMINARY ENGINEERING

SAN JOAQUIN REGIONAL RAIL COMMISSION
VALLEY RAIL - SACRAMENTO EXTENSION

**PHILLIPS SIDING UPGRADE AND EXTENSION
TRACK ALIGNMENT - TEMPORARY CONSTRUCTION AREAS PLAN
STA. 114+00 TO STA. 126+16.72**

ENVIRONMENTAL ALTERNATIVE CODE
DRAWING NO. CV-11003-PH
SCALE AS SHOWN
SHEET NO. 75 OF 160



\$USER \$DATE \$TIME \$DCNSPEC

NOT FOR CONSTRUCTION

REV	DATE	BY	CHK	APP	DESCRIPTION

DESIGNED BY A. SHIELDS	TRANSPORTATION AECOM 300 Lakeside Dr, Suite 400 Oakland, CA 94612 T 510.893.3600 F 510.874.3268 www.aecom.com
DRAWN BY A. SHIELDS	
CHECKED BY D. HARTMAN	
IN CHARGE D. COWIN	
DATE 09-21-2020	

SAN JOAQUIN
 REGIONAL
 RAIL COMMISSION

ACE
 ALTAMONT CORRIDOR EXPRESS

15% PRELIMINARY ENGINEERING

SAN JOAQUIN REGIONAL RAIL COMMISSION
 VALLEY RAIL – SACRAMENTO EXTENSION
ELK GROVE SIDING VARIANT 1 – TRACK ALIGNMENT
KEY MAP
 STA. 10+00 TO STA. 112+46.73

ENVIRONMENTAL ALTERNATIVE CODE
DRAWING NO. TT-S0001-EGV1
SCALE NONE
SHEET NO. 76 OF 160

UPRR ROW

UPRR ROW

100.00'

☉ UPRR (E) MAINLINE

☉ PROP TRACK

0' - 20.00'

15.00' MIN.

TOP OF RAIL

2.50'

WALKWAY

EXISTING GROUND

3:1
1.50' MIN

2%
6" MIN SUB-BALLAST

2.00 MIN'

2:1
1' MIN. DEPTH

TYPICAL SECTION A
DOUBLE TRACK
STA. 10+00 TO STA. 15+76.75

UPRR ROW

UPRR ROW

100.00'

☉ UPRR (E) MAINLINE

☉ PROP TRACK

20.00'

15.00' MIN.

TOP OF RAIL

2.50'

WALKWAY

EXISTING GROUND

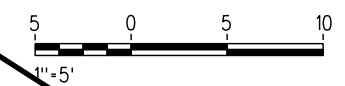
3:1
1.50' MIN

2%
6" MIN SUB-BALLAST

2.00 MIN'

2:1
1' MIN. DEPTH

TYPICAL SECTION B
DOUBLE TRACK
STA. 15+76.75 TO STA. 87+29.23



\$DATE \$TIME \$DGN\$SPEC \$USER

NOT FOR CONSTRUCTION

REV	DATE	BY	CHK	APP	DESCRIPTION

DESIGNED BY
A. SHIELDS
DRAWN BY
A. SHIELDS
CHECKED BY
D. HARTMAN
IN CHARGE
D. COWIN
DATE
09-21-2020

TRANSPORTATION
AECOM
AECOM
300 Lakeside Dr, Suite 400
Oakland, CA 94612
T 510.893.3600 F 510.874.3268
www.aecom.com

SAN JOAQUIN REGIONAL RAIL COMMISSION
ACE
ALYAHGHT CORRIDOR EXPRESS
15% PRELIMINARY ENGINEERING

SAN JOAQUIN REGIONAL RAIL COMMISSION
VALLEY RAIL - SACRAMENTO EXTENSION
ELK GROVE SIDING VARIANT 1 - TRACK ALIGNMENT
TYPICAL SECTIONS
SHEET 1 OF 3

ENVIRONMENTAL ALTERNATIVE CODE
DRAWING NO.
RT-D0001-EGV1
SCALE
1" = 5'
SHEET NO.
77 OF 160

UPRR ROW

UPRR ROW

100.00'

☉ UPRR (E) MAINLINE

☉ PROP TRACK

20.00' - 40.66'

EXISTING GROUND

15.00' MIN.

TOP OF RAIL

2.50'

WALKWAY

3:1

2%

1.50' MIN

6" MIN SUB-BALLAST

2.00 MIN'

1' MIN. DEPTH

TYPICAL SECTION C
DOUBLE TRACK
STA. 87+29.23 TO STA. 94+41.88

UPRR ROW

UPRR ROW

100.00'

☉ UPRR (E) MAINLINE

☉ PROP TRACK

40.66'

EXISTING GROUND

TOP OF RAIL

2.50'

WALKWAY

3:1

2%

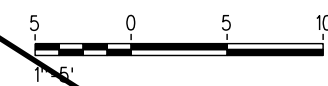
1.50' MIN

6" MIN SUB-BALLAST

2.00 MIN'

1' MIN. DEPTH

TYPICAL SECTION D
DOUBLE TRACK
STA. 94+41.88 TO STA. 95+36.80
STA. 104+91.80 TO STA. 105+41.80



USER \$DATE \$TIME \$DGN\$SPEC

NOT FOR CONSTRUCTION

REV	DATE	BY	CHK	APP	DESCRIPTION

DESIGNED BY
A. SHIELDS
DRAWN BY
A. SHIELDS
CHECKED BY
D. HARTMAN
IN CHARGE
D. COWIN
DATE
09-21-2020

TRANSPORTATION
AECOM
AECOM
300 Lakeside Dr, Suite 400
Oakland, CA 94612
T 510.893.3600 F 510.874.3268
www.aecom.com

SAN JOAQUIN REGIONAL RAIL COMMISSION
ACE
ALYAHGHT CORRIDOR EXPRESS
15% PRELIMINARY ENGINEERING

SAN JOAQUIN REGIONAL RAIL COMMISSION
VALLEY RAIL - SACRAMENTO EXTENSION
ELK GROVE SIDING VARIANT 1 - TRACK ALIGNMENT
TYPICAL SECTIONS
SHEET 2 OF 3

ENVIRONMENTAL ALTERNATIVE CODE
DRAWING NO.
TT-00002-EGV1
SCALE
1" = 5'
SHEET NO.
78 OF 160

UPRR ROW

UPRR ROW

100.00'

Q UPRR (E) MAINLINE

Q PROP TRACK

40.66'

5.33'

30.00' PLATFORM

5.33'

TOP OF RAIL

2.50' WALKWAY

EXISTING GROUND

1.50' MIN

2% SUB-BALLAST

2.00 MIN'

1' MIN. DEPTH

TYPICAL SECTION E
ELK GROVE STATION
STA. 95+36.80 TO STA. 104+96.80

UPRR ROW

UPRR ROW

100.00'

Q UPRR (E) MAINLINE

Q PROP TRACK

0.00' - 40.66'

15.00' MIN.

TOP OF RAIL

2.50' WALKWAY

EXISTING GROUND

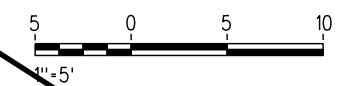
1.50' MIN

2% SUB-BALLAST

2.00 MIN'

1' MIN. DEPTH

TYPICAL SECTION F
DOUBLE TRACK
STA. 104+96.80 TO STA. 112+46.73



USER \$DATE \$TIME \$DGN\$SPEC

NOT FOR CONSTRUCTION

REV	DATE	BY	CHK	APP	DESCRIPTION

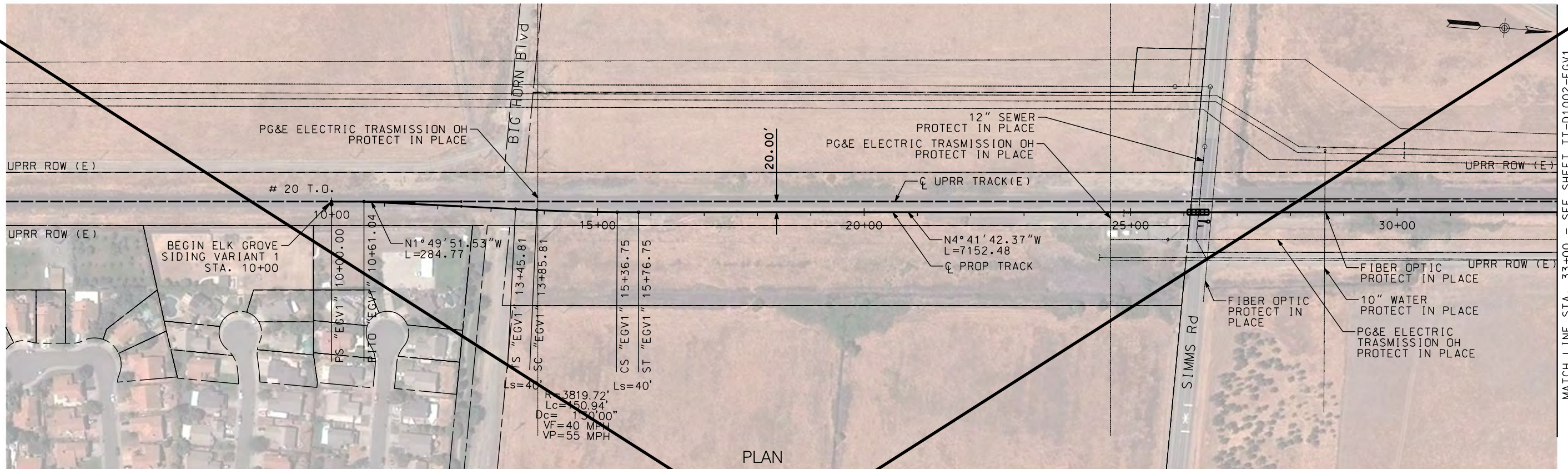
DESIGNED BY
A. SHIELDS
DRAWN BY
A. SHIELDS
CHECKED BY
D. HARTMAN
IN CHARGE
D. COWIN
DATE
09-21-2020

TRANSPORTATION
AECOM
AECOM
300 Lakeside Dr, Suite 400
Oakland, CA 94612
T 510.893.3600 F 510.874.3268
www.aecom.com

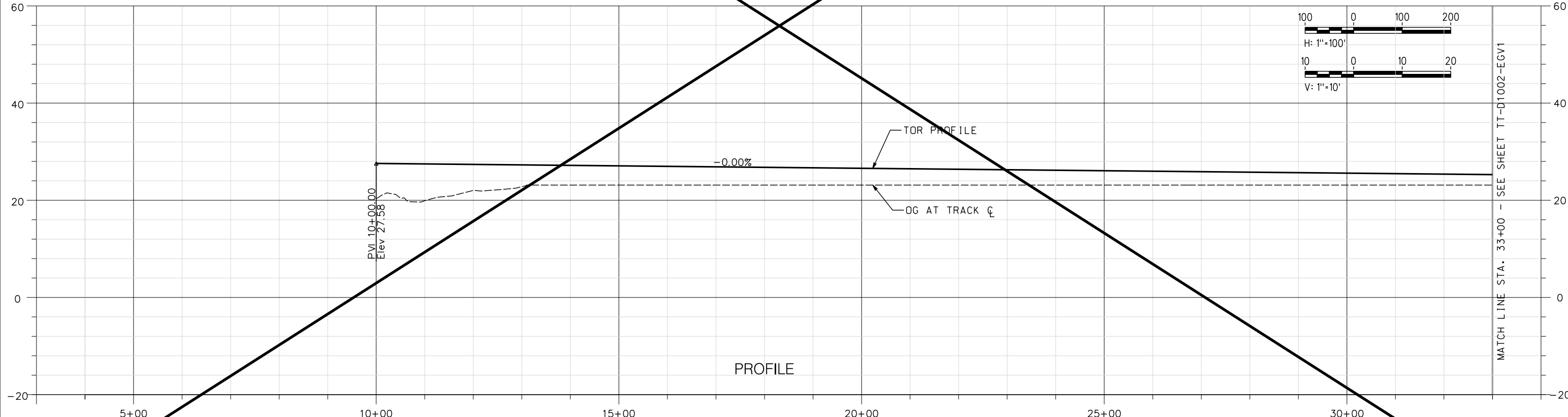
SAN JOAQUIN REGIONAL RAIL COMMISSION
ACE
ALYAHGHT CORRIDOR EXPRESS
15% PRELIMINARY ENGINEERING

SAN JOAQUIN REGIONAL RAIL COMMISSION
VALLEY RAIL - SACRAMENTO EXTENSION
ELK GROVE SIDING VARIANT 1 - TRACK ALIGNMENT
TYPICAL SECTIONS
SHEET 3 OF 3

ENVIRONMENTAL ALTERNATIVE CODE
DRAWING NO.
TT-D0003-EGV1
SCALE
1" = 5'
SHEET NO.
79 OF 160



PLAN



PROFILE

NOT FOR CONSTRUCTION

REV	DATE	BY	CHK	APP	DESCRIPTION

DESIGNED BY A. SHIELDS	TRANSPORTATION
DRAWN BY A. SHIELDS	AECOM
CHECKED BY D. HARTMAN	300 Lakeside Dr, Suite 400 Oakland, CA 94612 T 510.893.3600 F 510.874.3268
IN CHARGE D. COWIN	www.aecom.com
DATE 09-21-2020	

SAN JOAQUIN
REGIONAL
RAIL COMMISSION

ACE
ALFAMONT CORRIDOR EXPRESS

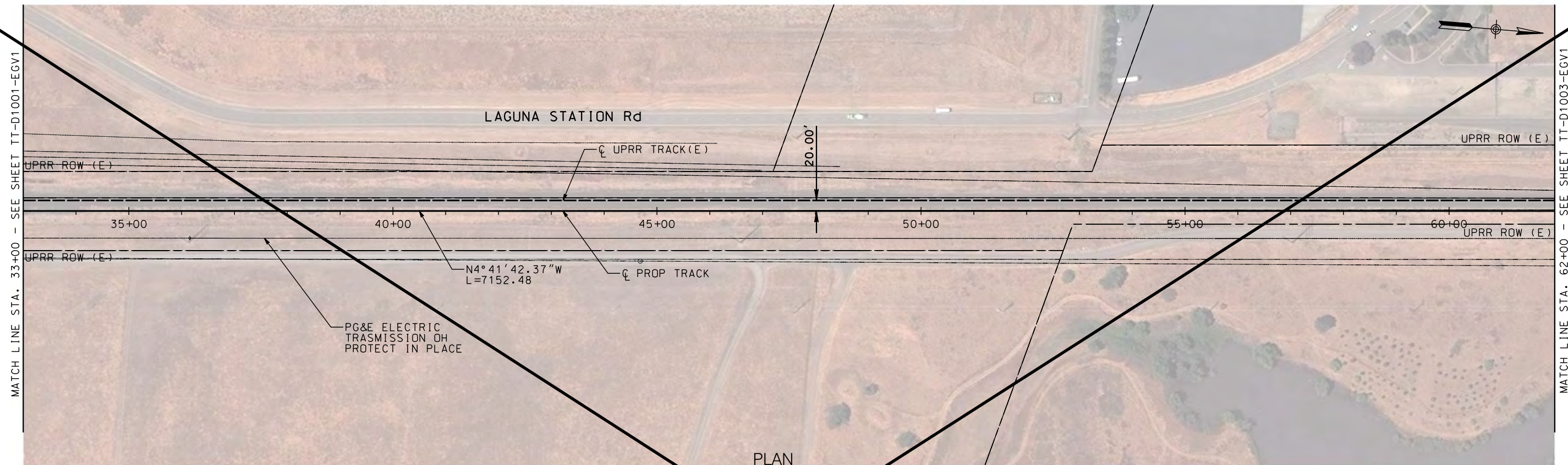
15% PRELIMINARY ENGINEERING

SAN JOAQUIN REGIONAL RAIL COMMISSION
VALLEY RAIL – SACRAMENTO EXTENSION

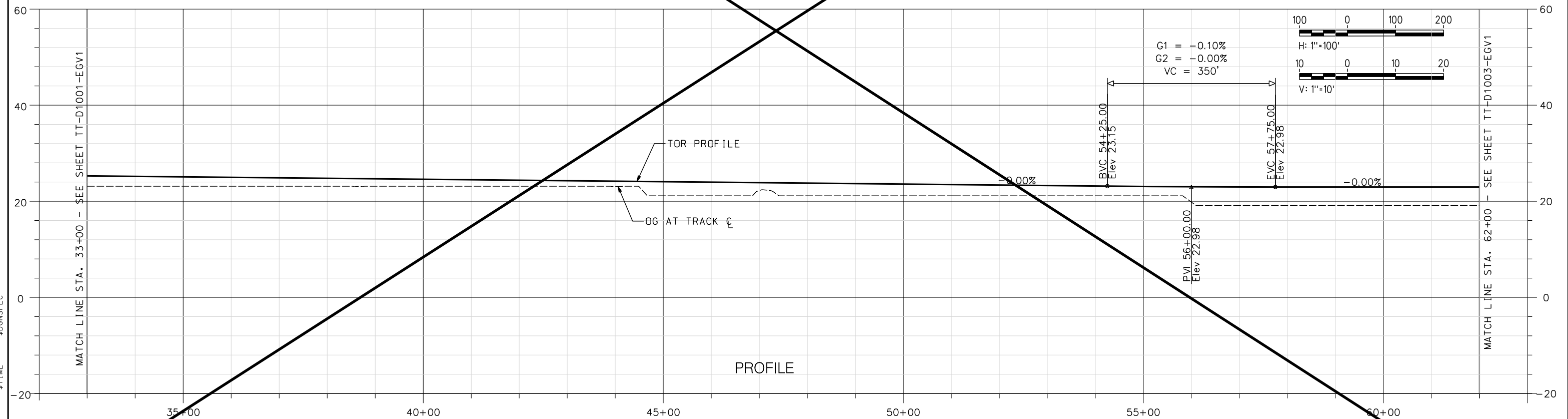
**ELK GROVE SIDING VARIANT 1 – TRACK ALIGNMENT
PLAN AND PROFILE
STA. 10+00 TO STA. 33+00**

ENVIRONMENTAL ALTERNATIVE CODE
DRAWING NO. TT-D1001-EGV1
SCALE AS SHOWN
SHEET NO. 80 OF 160

MATCH LINE STA. 33+00 - SEE SHEET TT-D1002-EGV1



PLAN



PROFILE

NOT FOR CONSTRUCTION

REV	DATE	BY	CHK	APP	DESCRIPTION

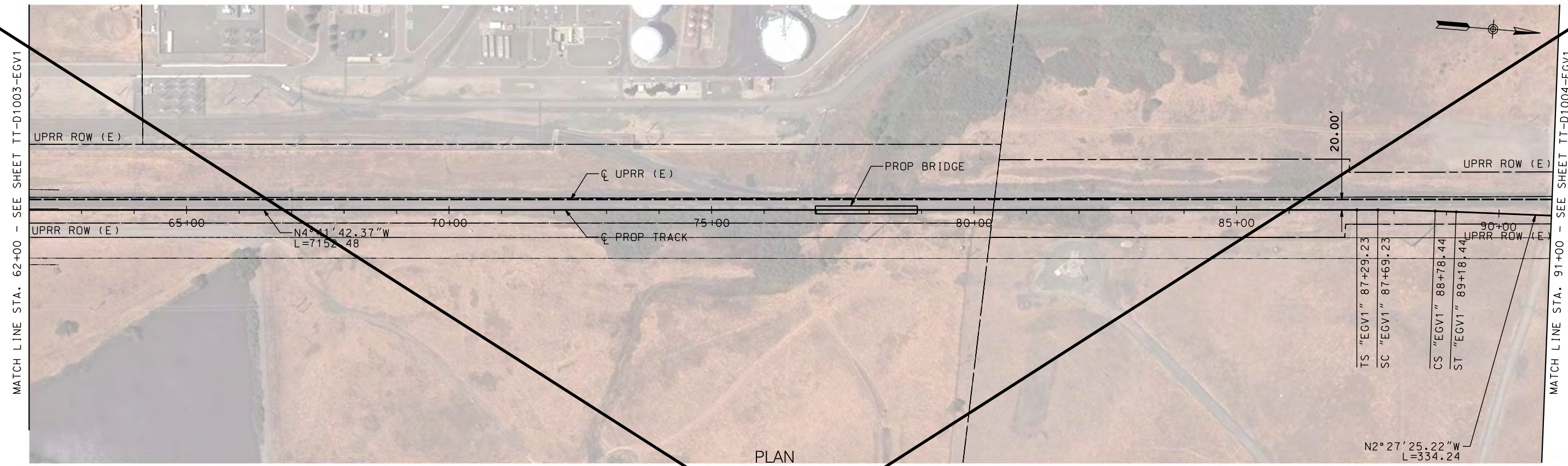
DESIGNED BY
A. SHIELDS
DRAWN BY
A. SHIELDS
CHECKED BY
D. HARTMAN
IN CHARGE
D. COWIN
DATE
09-21-2020

TRANSPORTATION
AECOM
AECOM
300 Lakeside Dr, Suite 400
Oakland, CA 94612
T 510.893.3600 F 510.874.3268
www.aecom.com

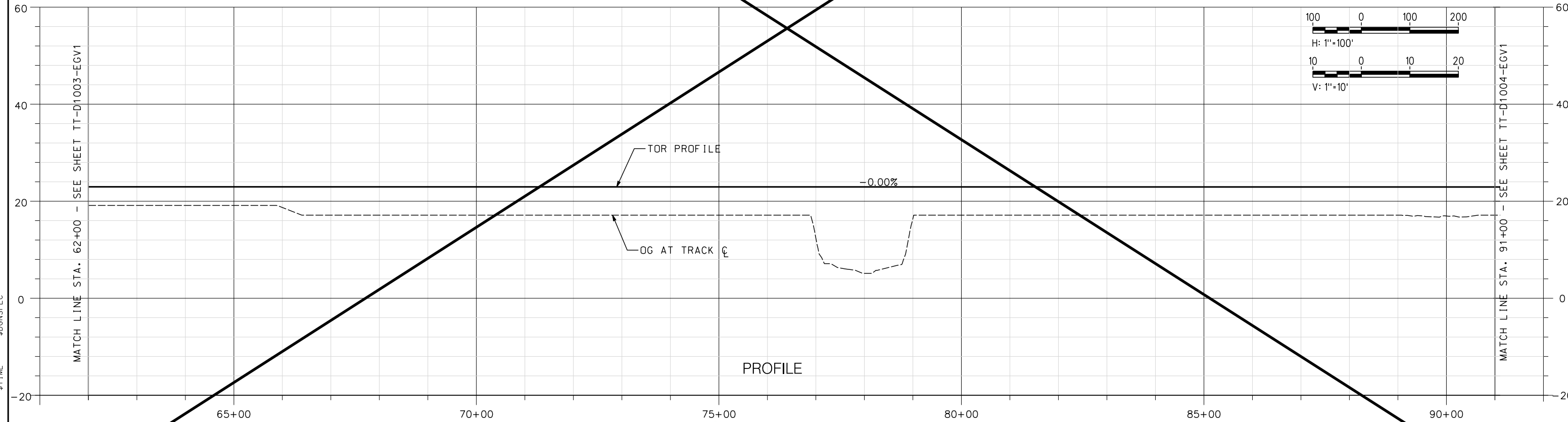
SAN JOAQUIN REGIONAL RAIL COMMISSION
ACE
ALTAIR CORRIDOR EXPRESS
15% PRELIMINARY ENGINEERING

SAN JOAQUIN REGIONAL RAIL COMMISSION
VALLEY RAIL - SACRAMENTO EXTENSION
ELK GROVE SIDING VARIANT 1 - TRACK ALIGNMENT
PLAN AND PROFILE
STA. 33+00 TO STA. 62+00

ENVIRONMENTAL ALTERNATIVE CODE
DRAWING NO. TT-D1002-EGV1
SCALE AS SHOWN
SHEET NO. 81 OF 160



PLAN



PROFILE

NOT FOR CONSTRUCTION

REV	DATE	BY	CHK	APP	DESCRIPTION

DESIGNED BY A. SHIELDS	TRANSPORTATION	AECOM
DRAWN BY A. SHIELDS	AECOM	
CHECKED BY D. HARTMAN	300 Lakeside Dr, Suite 400 Oakland, CA 94612 T 510.893.3600 F 510.874.3268	
IN CHARGE D. COWIN		
DATE 09-21-2020	www.aecom.com	



SAN JOAQUIN
REGIONAL
RAIL COMMISSION



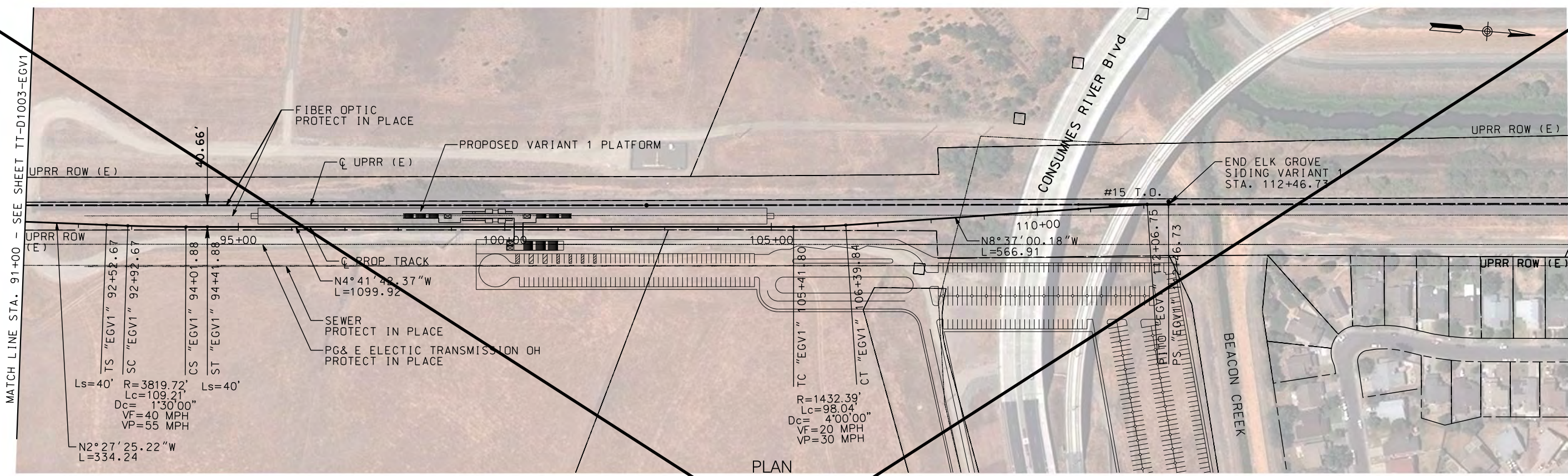
ACE
ALTAIR CORRIDOR EXPRESS

15% PRELIMINARY ENGINEERING

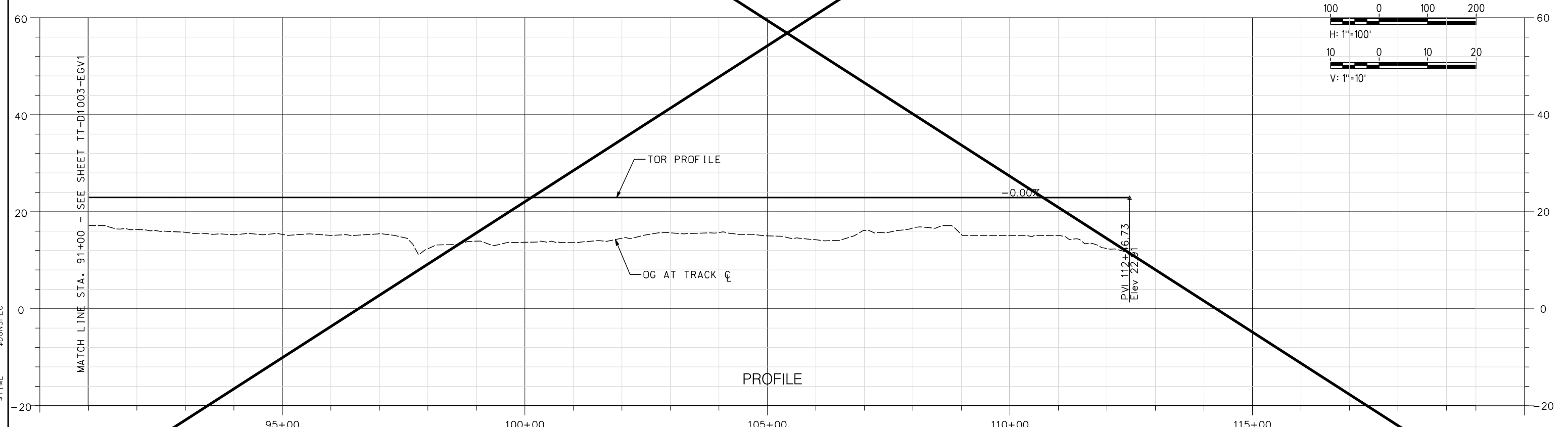
SAN JOAQUIN REGIONAL RAIL COMMISSION
VALLEY RAIL – SACRAMENTO EXTENSION

**ELK GROVE SIDING VARIANT 1 – TRACK ALIGNMENT
PLAN AND PROFILE
STA. 62+00 TO STA. 91+00**

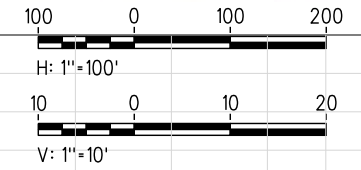
ENVIRONMENTAL ALTERNATIVE CODE
DRAWING NO. TT-D1003-EGV1
SCALE AS SHOWN
SHEET NO. 82 OF 160



PLAN



PROFILE



NOT FOR CONSTRUCTION

REV	DATE	BY	CHK	APP	DESCRIPTION

DESIGNED BY A. SHIELDS	TRANSPORTATION	AECOM
DRAWN BY A. SHIELDS	AECOM	
CHECKED BY D. HARTMAN	300 Lakeside Dr, Suite 400 Oakland, CA 94612 T 510.893.3600 F 510.874.3268	
IN CHARGE D. COWIN		
DATE 09-21-2020	www.aecom.com	

SAN JOAQUIN
REGIONAL
RAIL COMMISSION



ALTAIR CORRIDOR EXPRESS

15% PRELIMINARY ENGINEERING

SAN JOAQUIN REGIONAL RAIL COMMISSION
VALLEY RAIL – SACRAMENTO EXTENSION

**ELK GROVE SIDING VARIANT 1 – TRACK ALIGNMENT
PLAN AND PROFILE**
STA. 91+00 TO STA. 112+46.73

ENVIRONMENTAL ALTERNATIVE CODE
DRAWING NO. TT-D1004-EGV1
SCALE AS SHOWN
SHEET NO. 83 OF 160



\$DATE \$TIME \$DCNSPEC \$USER

NOT FOR CONSTRUCTION

REV	DATE	BY	CHK	APP	DESCRIPTION

DESIGNED BY A. SHIELDS	TRANSPORTATION AECOM 300 Lakeside Dr, Suite 400 Oakland, CA 94612 T 510.893.3600 F 510.874.3268 www.aecom.com
DRAWN BY A. SHIELDS	
CHECKED BY D. HARTMAN	
IN CHARGE D. COWIN	
DATE 09-21-2020	

SAN JOAQUIN REGIONAL RAIL COMMISSION

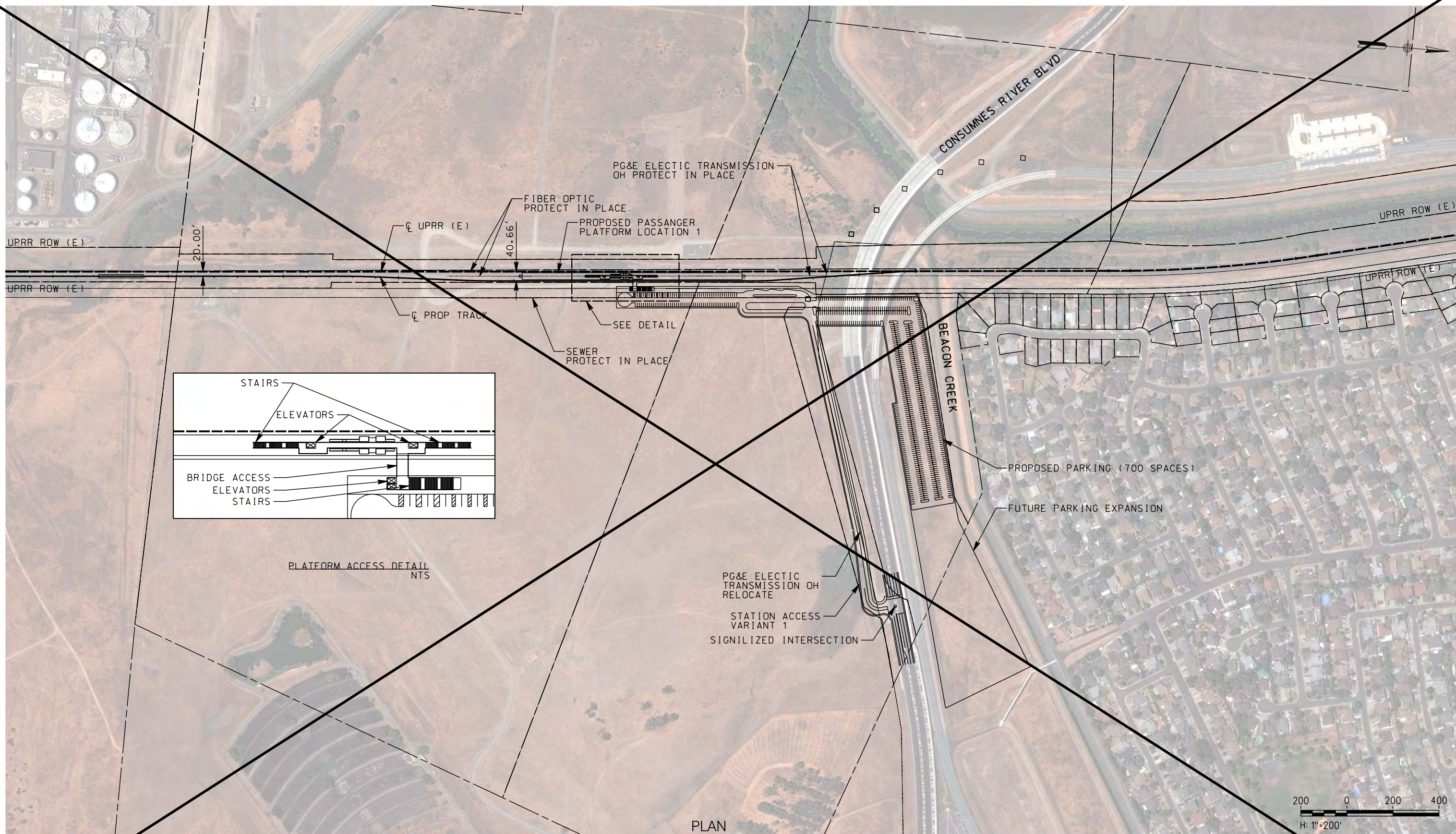
ALTAMONT CORRIDOR EXPRESS

15% PRELIMINARY ENGINEERING

SAN JOAQUIN REGIONAL RAIL COMMISSION
 VALLEY RAIL – SACRAMENTO EXTENSION

ELK GROVE SIDING VARIANT 1
 AT-GRADE CROSSING IMPROVEMENTS
 SIMMS ROAD

ENVIRONMENTAL ALTERNATIVE CODE
DRAWING NO. CV-T1001-EGV1
SCALE AS SHOWN
SHEET NO. 84 OF 160



PLAN

200 0 200 400
H: 1"=200'

\$DATE \$TIME \$DCNSPEC \$USER

NOT FOR CONSTRUCTION

REV	DATE	BY	CHK	APP	DESCRIPTION

DESIGNED BY
A. SHIELDS
 DRAWN BY
A. SHIELDS
 CHECKED BY
D. HARTMAN
 IN CHARGE
D. COWIN
 DATE
09-21-2020

TRANSPORTATION
AECOM
 300 Lakeside Dr, Suite 400
 Oakland, CA 94612
 T 510.893.3600 F 510.874.3268
 www.aecom.com

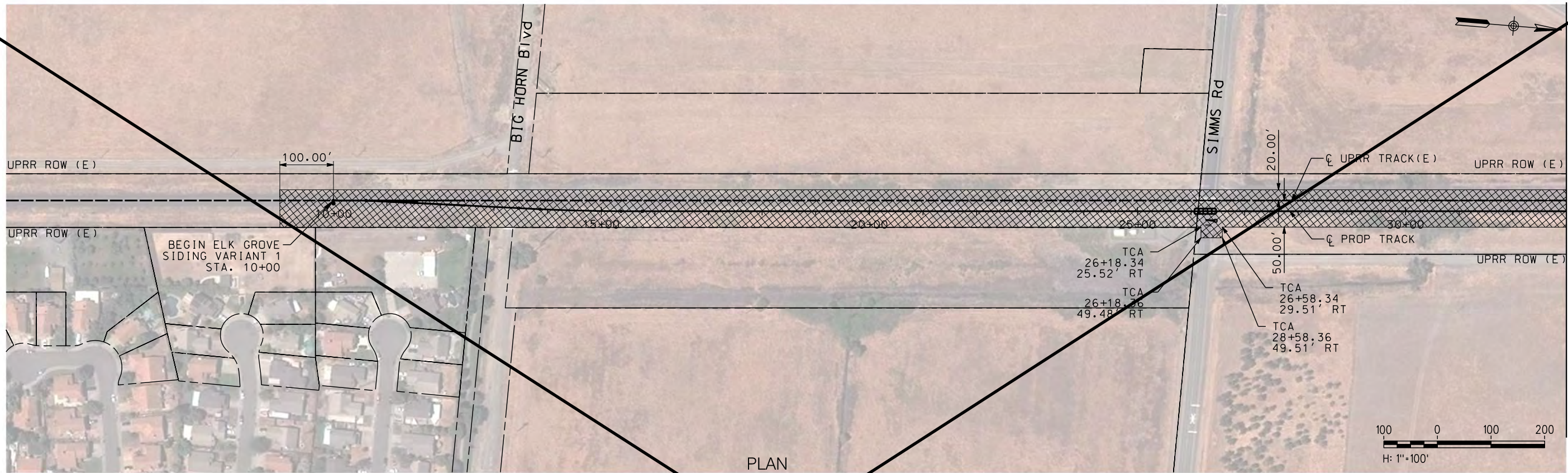

 SAN JOAQUIN
REGIONAL
RAIL COMMISSION


 ALTAIR CORRIDOR EXPRESS

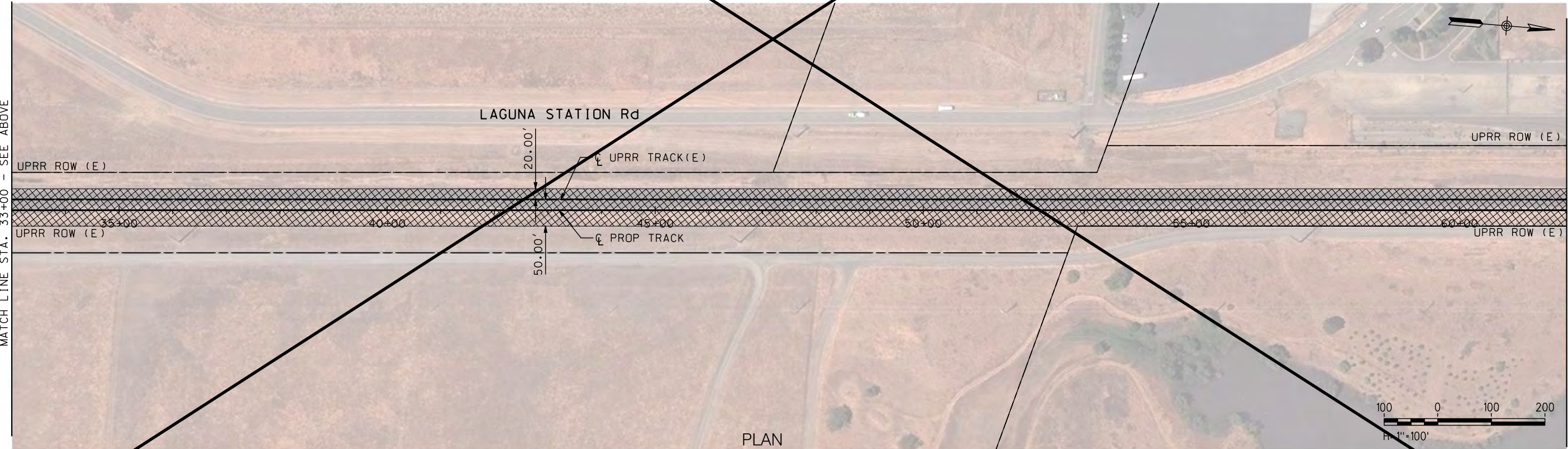
15% PRELIMINARY ENGINEERING

SAN JOAQUIN REGIONAL RAIL COMMISSION
 VALLEY RAIL – SACRAMENTO EXTENSION
 ELK GROVE STATION PLATFORM 1 ACCESS 1
 SITE PLAN

ENVIRONMENTAL ALTERNATIVE CODE
DRAWING NO. CV-E1001-EGV1
SCALE AS SHOWN
SHEET NO. 85 OF 160



PLAN



PLAN

\$USER \$DATE \$TIME \$DGN\$SPEC

NOT FOR CONSTRUCTION

REV	DATE	BY	CHK	APP	DESCRIPTION

DESIGNED BY A. SHIELDS	TRANSPORTATION AECOM
DRAWN BY A. SHIELDS	AECOM
CHECKED BY D. HARTMAN	300 Lakeside Dr, Suite 400 Oakland, CA 94612 T 510.893.3600 F 510.874.3268
IN CHARGE D. COWIN	www.aecom.com
DATE 09-21-2020	



SAN JOAQUIN
REGIONAL
RAIL COMMISSION



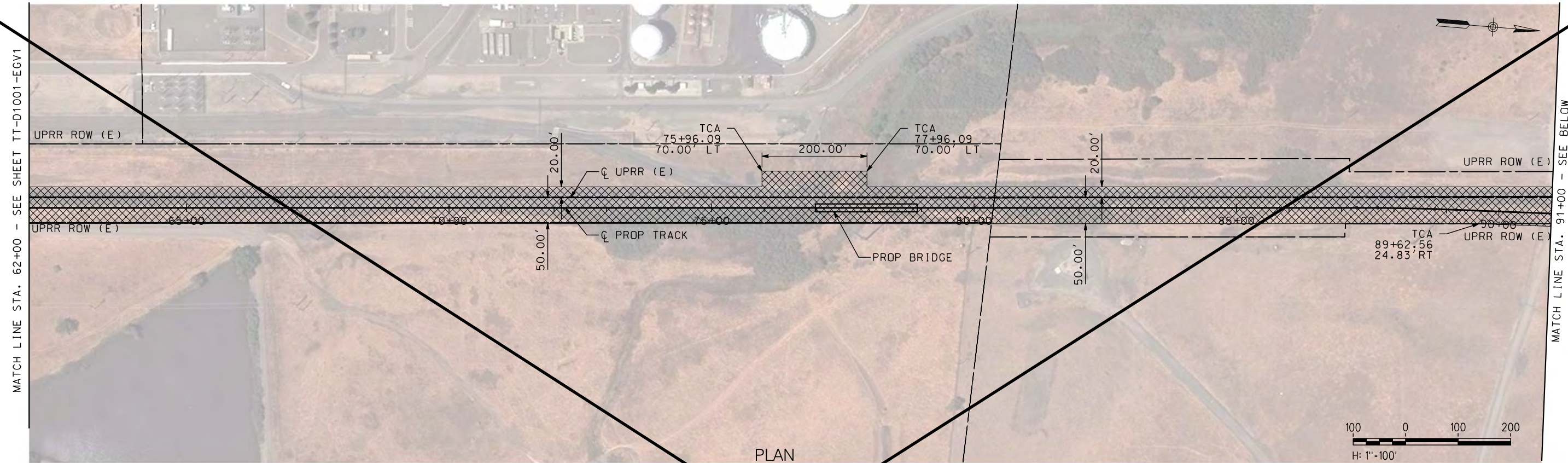
ACE
ALFAMONT CORRIDOR EXPRESS

15% PRELIMINARY ENGINEERING

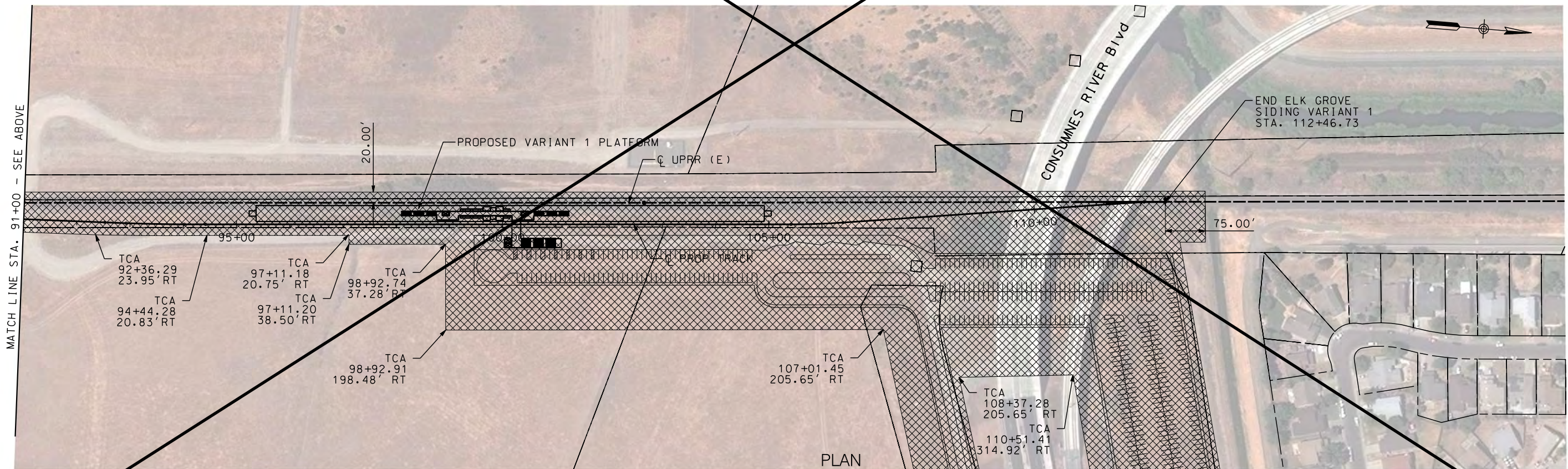
SAN JOAQUIN REGIONAL RAIL COMMISSION
VALLEY RAIL – SACRAMENTO EXTENSION

**ELK GROVE SIDING VARIANT 1 – TRACK ALIGNMENT
TEMPORARY CONSTRUCTION AREAS PLANS
STA. 10+00 TO STA. 62+00**

ENVIRONMENTAL ALTERNATIVE CODE
DRAWING NO. CV-11001-EGV1
SCALE AS SHOWN
SHEET NO. 86 OF 160



PLAN



PLAN

\$USER \$DATE \$TIME \$DGN\$SPEC

NOT FOR CONSTRUCTION

REV	DATE	BY	CHK	APP	DESCRIPTION

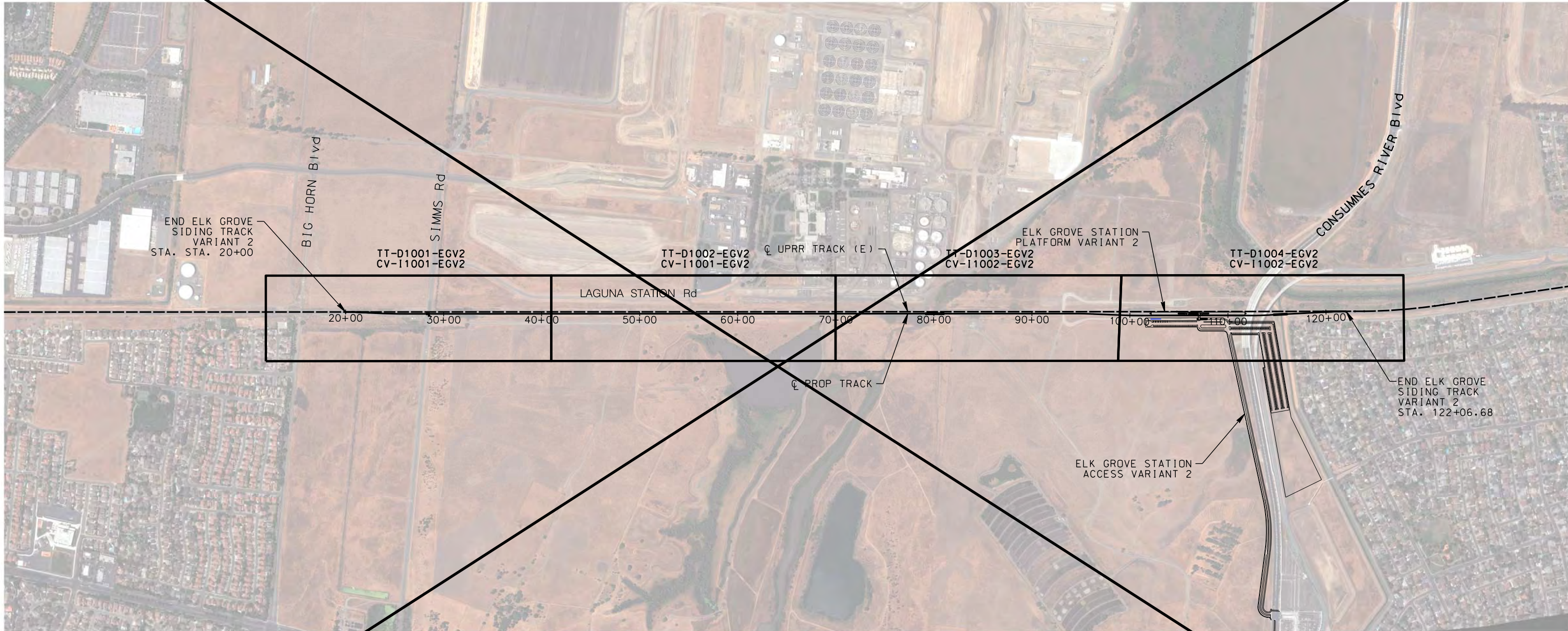
DESIGNED BY
A. SHIELDS
DRAWN BY
A. SHIELDS
CHECKED BY
D. HARTMAN
IN CHARGE
D. COWIN
DATE
09-21-2020

TRANSPORTATION
AECOM
AECOM
300 Lakeside Dr, Suite 400
Oakland, CA 94612
T 510.893.3600 F 510.874.3268
www.aecom.com

15% PRELIMINARY ENGINEERING

SAN JOAQUIN REGIONAL RAIL COMMISSION
VALLEY RAIL – SACRAMENTO EXTENSION
**ELK GROVE SIDING VARIANT 1 – TRACK ALIGNMENT
TEMPORARY CONSTRUCTION AREAS PLAN
STA. 62+00 TO STA. 112+46.73**


ENVIRONMENTAL ALTERNATIVE CODE
DRAWING NO.
CV-11002-EGV1
SCALE
AS SHOWN
SHEET NO.
87 OF 160



\$DATE \$TIME \$DCNSPEC
 USER

NOT FOR CONSTRUCTION

REV	DATE	BY	CHK	APP	DESCRIPTION

DESIGNED BY A. SHIELDS	TRANSPORTATION  AECOM 300 Lakeside Dr, Suite 400 Oakland, CA 94612 T 510.893.3600 F 510.874.3268 www.aecom.com
DRAWN BY A. SHIELDS	
CHECKED BY D. HARTMAN	
IN CHARGE D. COWIN	
DATE 09-21-2020	



SAN JOAQUIN
REGIONAL
RAIL COMMISSION

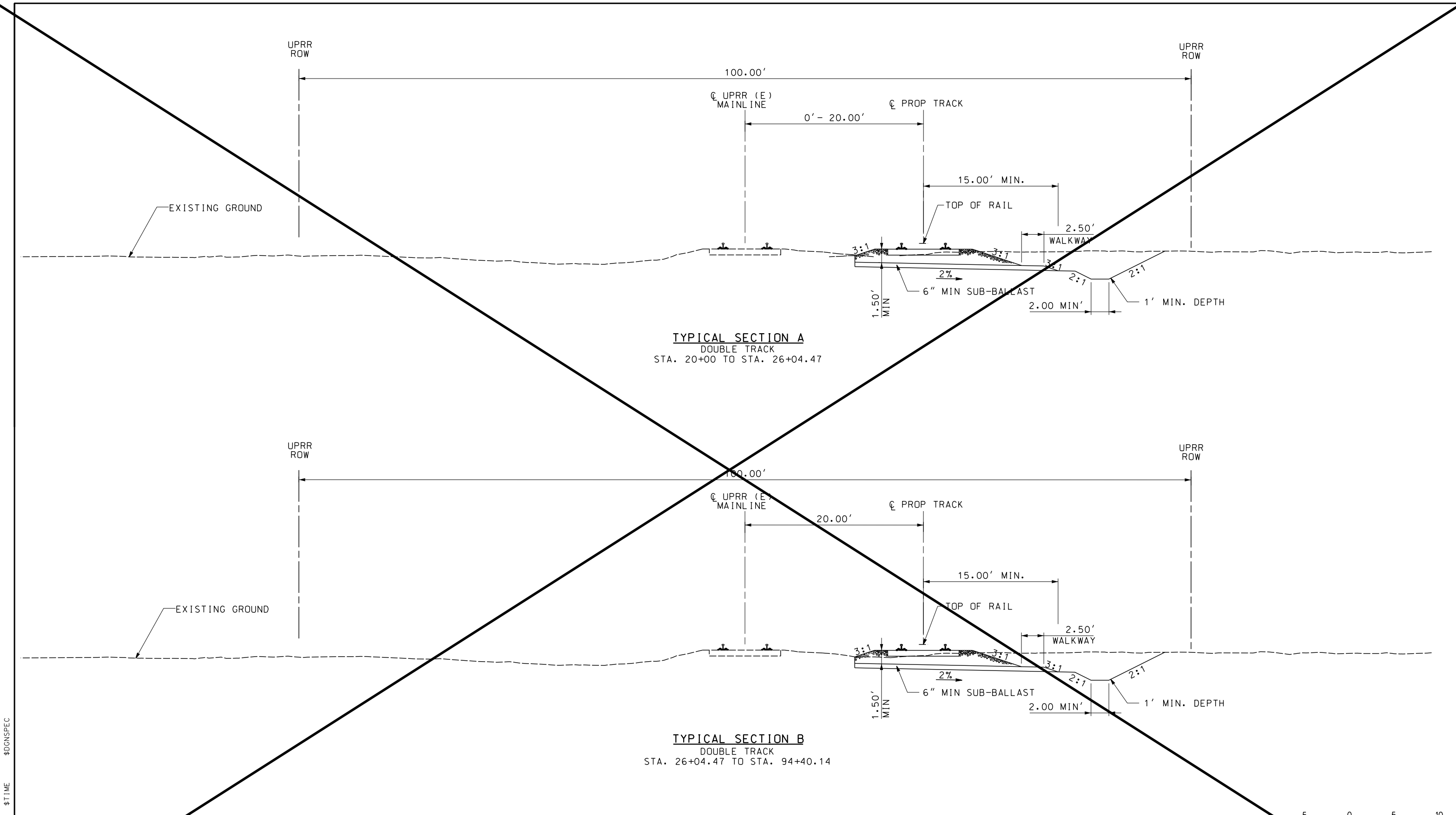


ACE
ALTAIR CORRIDOR EXPRESS

15% PRELIMINARY ENGINEERING

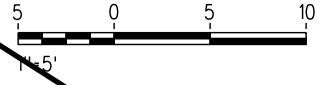
SAN JOAQUIN REGIONAL RAIL COMMISSION
 VALLEY RAIL – SACRAMENTO EXTENSION
ELK GROVE SIDING VARIANT 2 – TRACK ALIGNMENT
KEY MAP
 STA. 10+00 TO STA. 122+06.68

ENVIRONMENTAL ALTERNATIVE CODE
DRAWING NO. TT-B0001-EGV2
SCALE NONE
SHEET NO. 88 OF 160



TYPICAL SECTION A
DOUBLE TRACK
STA. 20+00 TO STA. 26+04.47

TYPICAL SECTION B
DOUBLE TRACK
STA. 26+04.47 TO STA. 94+40.14



NOT FOR CONSTRUCTION

REV	DATE	BY	CHK	APP	DESCRIPTION

DESIGNED BY
A. SHIELDS
DRAWN BY
A. SHIELDS
CHECKED BY
D. HARTMAN
IN CHARGE
D. COWIN
DATE
09-21-2020

TRANSPORTATION
AECOM
AECOM
300 Lakeside Dr, Suite 400
Oakland, CA 94612
T 510.893.3600 F 510.874.3268
www.aecom.com

SAN JOAQUIN REGIONAL RAIL COMMISSION
ACE
ALTYAUGHT CORRIDOR EXPRESS
15% PRELIMINARY ENGINEERING

SAN JOAQUIN REGIONAL RAIL COMMISSION
VALLEY RAIL – SACRAMENTO EXTENSION
ELK GROVE SIDING VARIANT 2 – TRACK ALIGNMENT
TYPICAL SECTIONS
SHEET 1 OF 3

ENVIRONMENTAL ALTERNATIVE CODE
DRAWING NO.
TT-D0001-EGV2
SCALE
1" = 5'
SHEET NO.
89 OF 160

\$USER \$DATE \$TIME \$DGN\$SPEC

UPRR ROW

UPRR ROW

100.00'

Q UPRR (E) MAINLINE

20.00' - 40.66'

Q PROP TRACK

EXISTING GROUND

15.00' MIN.

TOP OF RAIL

2.50'

WALKWAY

3:1
1.50' MIN

2%

6" MIN SUB-BALLAST

2.00 MIN'

1' MIN. DEPTH

TYPICAL SECTION C
DOUBLE TRACK
STA. 94+40.14 TO STA. 101+22.53

UPRR ROW

UPRR ROW

100.00'

Q UPRR (E) MAINLINE

40.66'

Q PROP TRACK

EXISTING GROUND

TOP OF RAIL

2.50'

WALKWAY

3:1
1.50' MIN

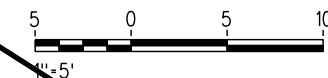
2%

6" MIN SUB-BALLAST

2.00 MIN'

1' MIN. DEPTH

TYPICAL SECTION D
DOUBLE TRACK
STA. 101+22.53 TO STA. 102+17.53
STA. 111+17.53 TO STA. 112+22.53



DESIGNER \$DATE \$TIME \$DGN\$SPEC

NOT FOR CONSTRUCTION

REV	DATE	BY	CHK	APP	DESCRIPTION

DESIGNED BY
A. SHIELDS
DRAWN BY
A. SHIELDS
CHECKED BY
D. HARTMAN
IN CHARGE
D. COWIN
DATE
09-21-2020

TRANSPORTATION
AECOM
AECOM
300 Lakeside Dr, Suite 400
Oakland, CA 94612
T 510.893.3600 F 510.874.3268
www.aecom.com

SAN JOAQUIN REGIONAL RAIL COMMISSION
ACE
ALYAHGHT CORRIDOR EXPRESS
15% PRELIMINARY ENGINEERING

SAN JOAQUIN REGIONAL RAIL COMMISSION
VALLEY RAIL - SACRAMENTO EXTENSION
ELK GROVE SIDING VARIANT 2 - TRACK ALIGNMENT
TYPICAL SECTIONS
SHEET 2 OF 3

ENVIRONMENTAL ALTERNATIVE CODE
DRAWING NO.
TE-D0002-EGV2
SCALE
1" = 5'
SHEET NO.
90 OF 160

UPRR ROW

UPRR ROW

100.00'

Q UPRR (E) MAINLINE

Q PROP TRACK

40.66'

5.33'

30.00' PLATFORM

5.33'

TOP OF RAIL

2.50' WALKWAY

EXISTING GROUND

1.50' MIN

2% SUB-BALLAST

2.00 MIN'

1' MIN. DEPTH

TYPICAL SECTION E
ELK GROVE STATION
STA. 102+17.53 TO STA. 111+72.53

UPRR ROW

UPRR ROW

100.00

Q UPRR (E) MAINLINE

Q PROP TRACK

0.00' - 40.66'

15.00' MIN.

TOP OF RAIL

2.50' WALKWAY

EXISTING GROUND


1.50' MIN

2% SUB-BALLAST

2.00 MIN'

1' MIN. DEPTH

TYPICAL SECTION F
DOUBLE TRACK
STA. 112+22.53 TO STA. 122+06.68



NOT FOR CONSTRUCTION

REV	DATE	BY	CHK	APP	DESCRIPTION

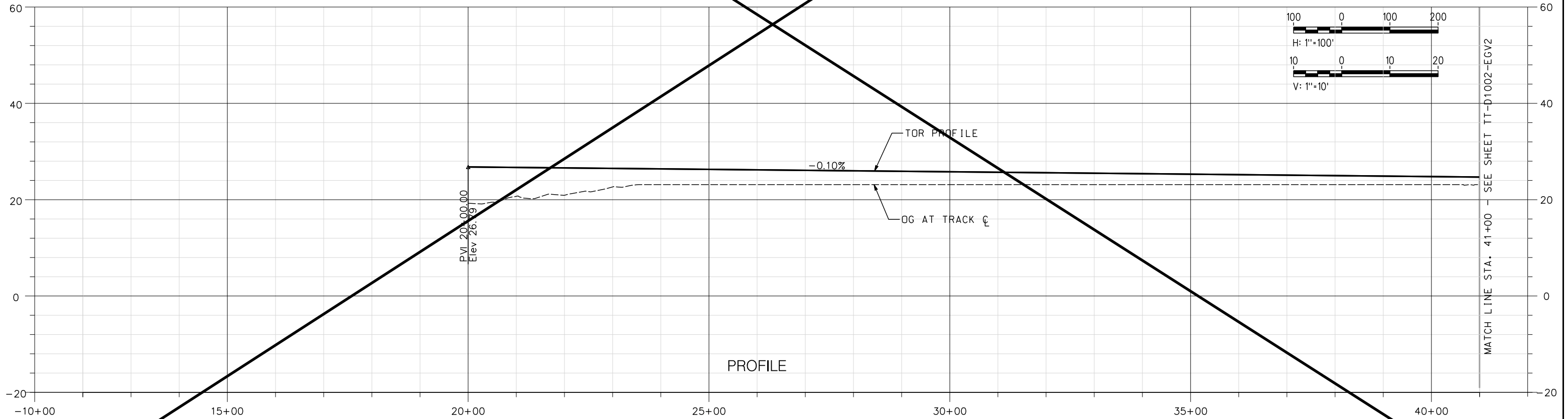
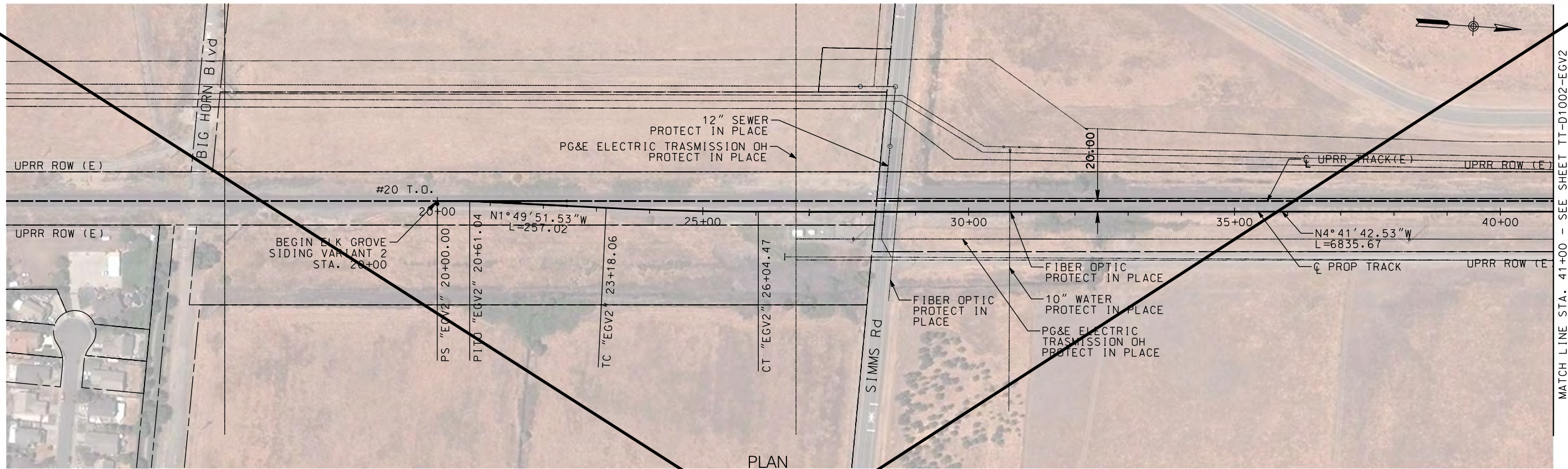
DESIGNED BY
A. SHIELDS
DRAWN BY
A. SHIELDS
CHECKED BY
D. HARTMAN
IN CHARGE
D. COWIN
DATE
09-21-2020

TRANSPORTATION
AECOM
AECOM
300 Lakeside Dr, Suite 400
Oakland, CA 94612
T 510.893.3600 F 510.874.3268
www.aecom.com

SAN JOAQUIN REGIONAL RAIL COMMISSION
ACE
ALYAHGHT CORRIDOR EXPRESS
15% PRELIMINARY ENGINEERING

SAN JOAQUIN REGIONAL RAIL COMMISSION
VALLEY RAIL - SACRAMENTO EXTENSION
ELK GROVE SIDING VARIANT 2 - TRACK ALIGNMENT
TYPICAL SECTIONS
SHEET 3 OF 3

ENVIRONMENTAL ALTERNATIVE CODE
DRAWING NO.
TT-D0003-EGV2
SCALE
1" = 5'
SHEET NO.
91 OF 160



\$DATE \$TIME \$DGN\$SPEC
 \$USER

NOT FOR CONSTRUCTION

REV	DATE	BY	CHK	APP	DESCRIPTION

DESIGNED BY A. SHIELDS	TRANSPORTATION
DRAWN BY A. SHIELDS	AECOM
CHECKED BY D. HARTMAN	300 Lakeside Dr, Suite 400 Oakland, CA 94612 T 510.893.3600 F 510.874.3268
IN CHARGE D. COWIN	www.aecom.com
DATE 09-21-2020	

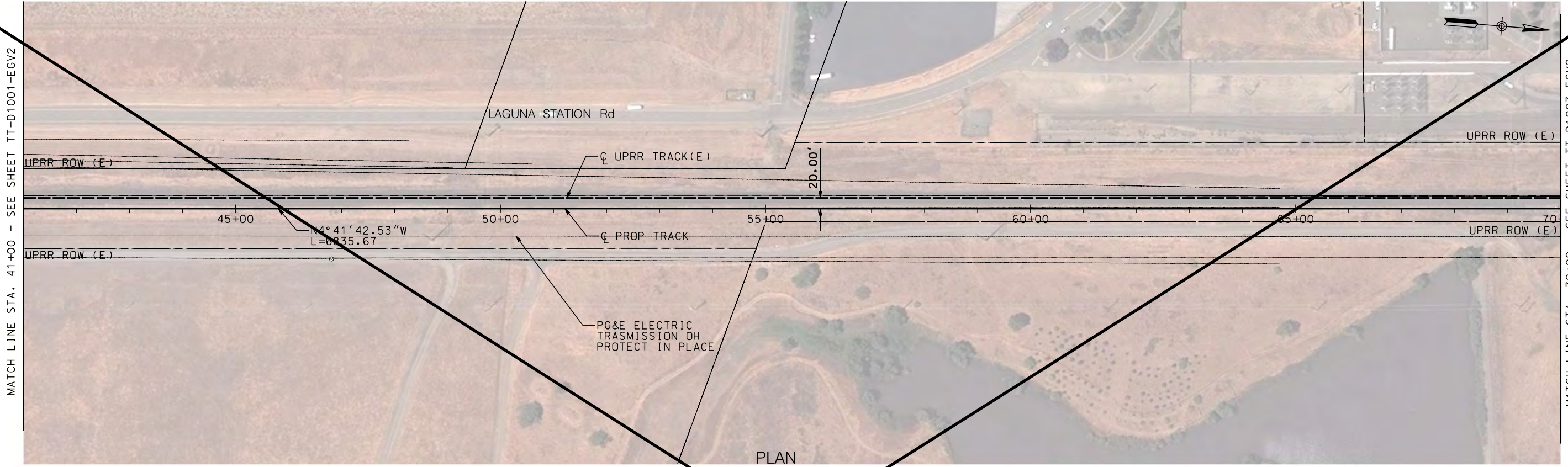
SAN JOAQUIN REGIONAL RAIL COMMISSION

ALFACANT CORRIDOR EXPRESS

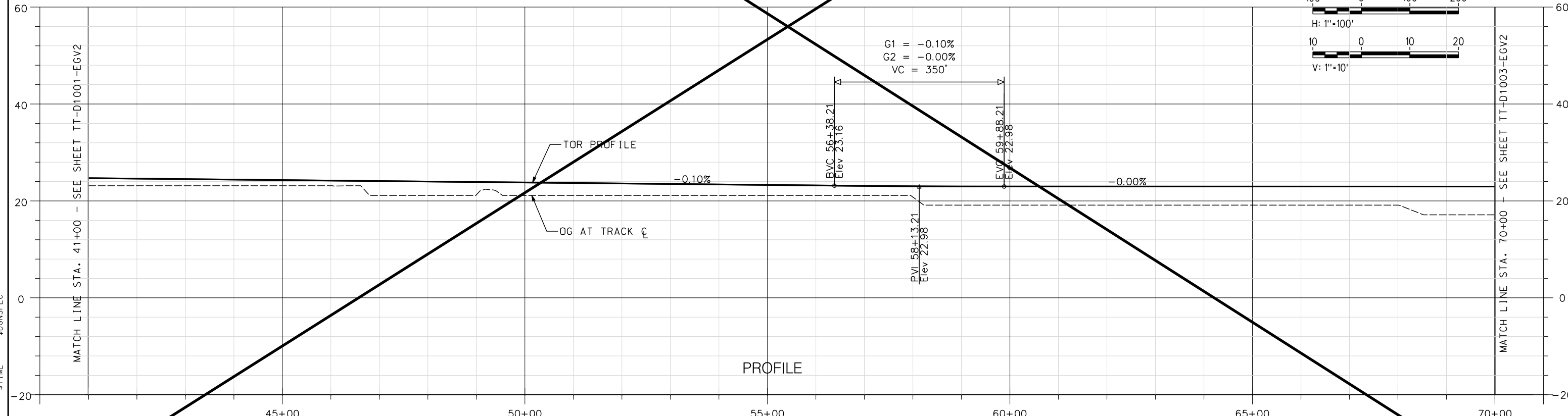
15% PRELIMINARY ENGINEERING

SAN JOAQUIN REGIONAL RAIL COMMISSION
 VALLEY RAIL – SACRAMENTO EXTENSION
**ELK GROVE SIDING VARIANT 2 – TRACK ALIGNMENT
 PLAN AND PROFILE**
 STA. 20+00 TO STA. 41+00

ENVIRONMENTAL ALTERNATIVE CODE
DRAWING NO. TT-D1001-EGV2
SCALE AS SHOWN
SHEET NO. 92 OF 160



PLAN



PROFILE

NOT FOR CONSTRUCTION

REV	DATE	BY	CHK	APP	DESCRIPTION

DESIGNED BY
A. SHIELDS

DRAWN BY
A. SHIELDS

CHECKED BY
D. HARTMAN

IN CHARGE
D. COWIN

DATE
09-21-2020

TRANSPORTATION
AECOM

AECOM
300 Lakeside Dr, Suite 400
Oakland, CA 94612
T 510.893.3600 F 510.874.3268

www.aecom.com

SAN JOAQUIN REGIONAL RAIL COMMISSION

ACE
ALFACANT CORRIDOR EXPRESS

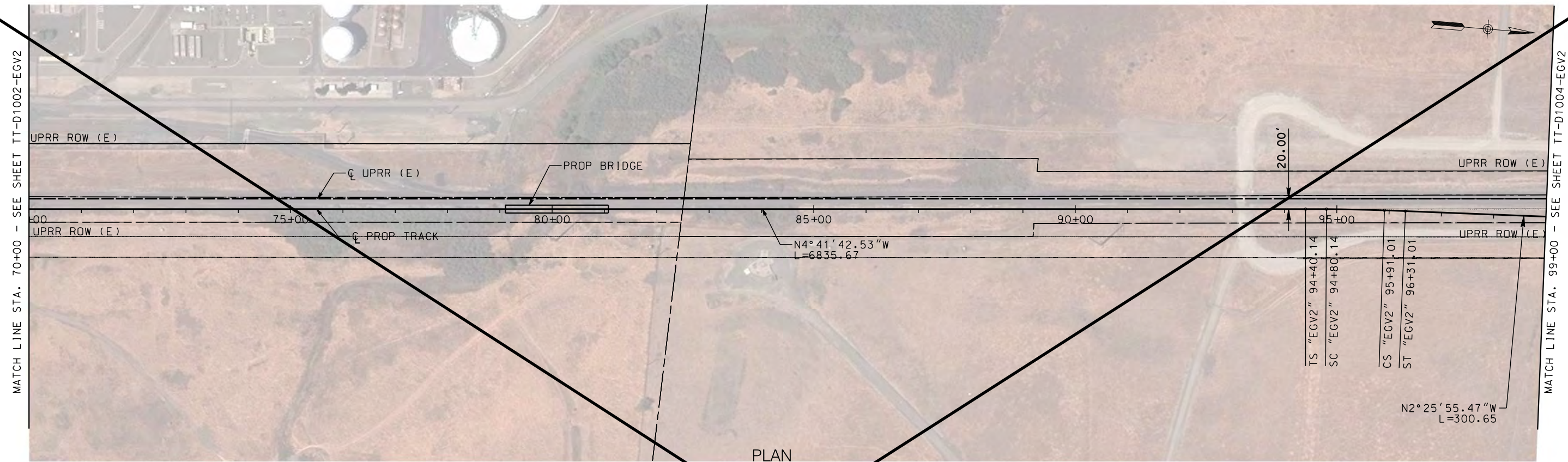
15% PRELIMINARY ENGINEERING

SAN JOAQUIN REGIONAL RAIL COMMISSION
VALLEY RAIL – SACRAMENTO EXTENSION

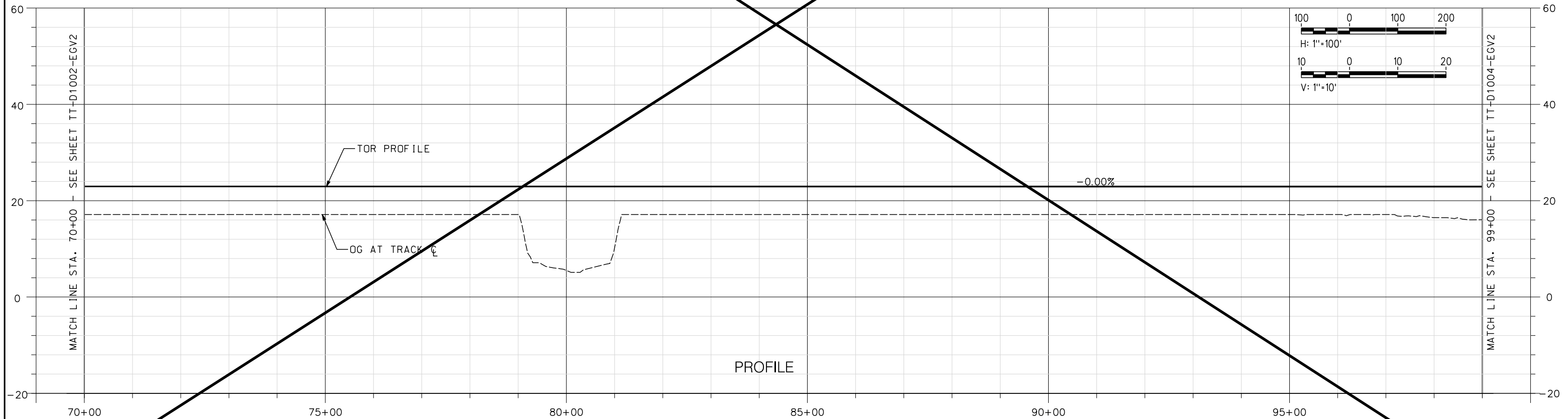
**ELK GROVE SIDING VARIANT 2 – TRACK ALIGNMENT
PLAN AND PROFILE
STA. 41+00 TO STA. 70+00**

ENVIRONMENTAL ALTERNATIVE CODE

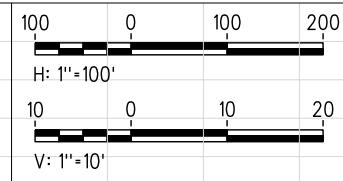
DRAWING NO. TT-D1002-EGV2
SCALE AS SHOWN
SHEET NO. 93 OF 160



PLAN



PROFILE



NOT FOR CONSTRUCTION

REV	DATE	BY	CHK	APP	DESCRIPTION

DESIGNED BY A. SHIELDS	TRANSPORTATION	AECOM
DRAWN BY A. SHIELDS	AECOM	
CHECKED BY D. HARTMAN	300 Lakeside Dr, Suite 400 Oakland, CA 94612 T 510.893.3600 F 510.874.3268	
IN CHARGE D. COWIN		
DATE 09-21-2020	www.aecom.com	

SAN JOAQUIN
REGIONAL
RAIL COMMISSION

ACE

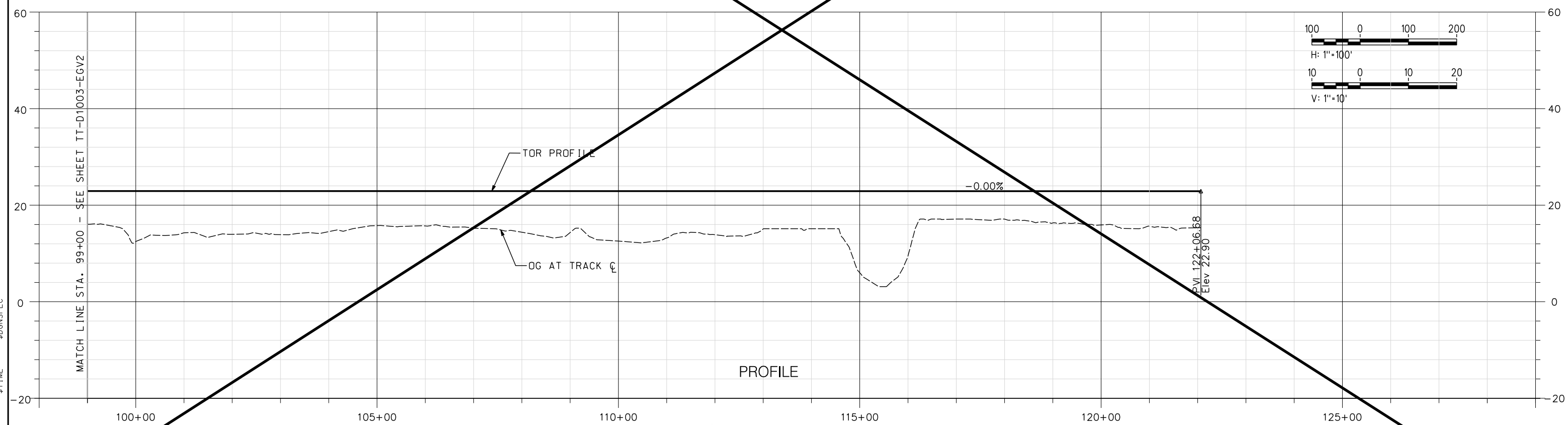
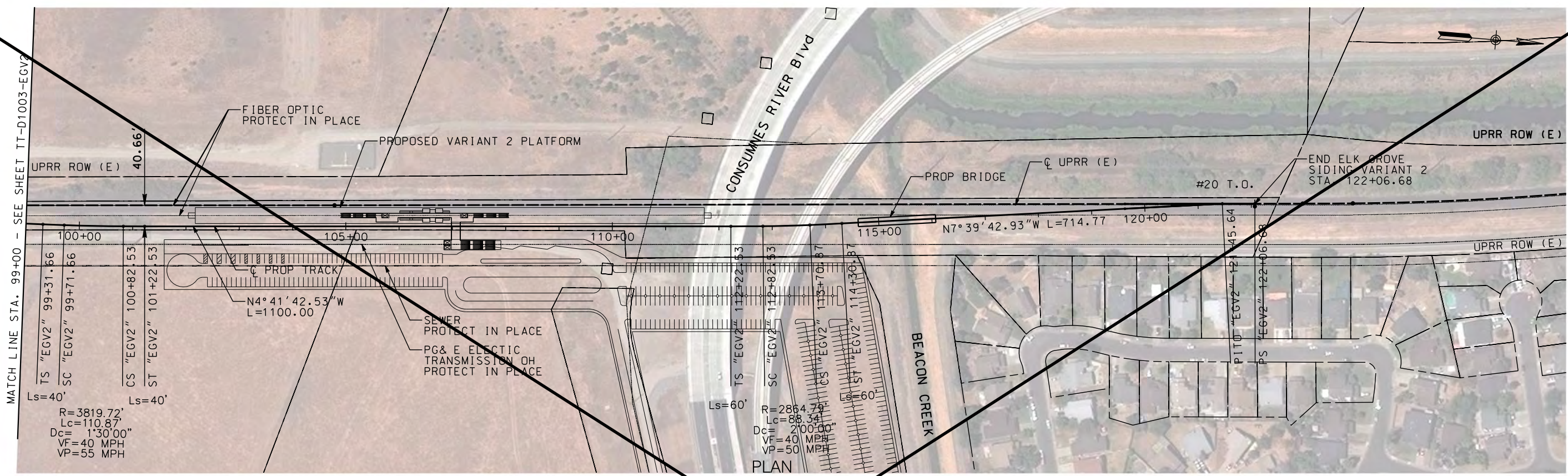
ALTAIR CORRIDOR EXPRESS

15% PRELIMINARY ENGINEERING

SAN JOAQUIN REGIONAL RAIL COMMISSION
VALLEY RAIL – SACRAMENTO EXTENSION

**ELK GROVE SIDING VARIANT 2 – TRACK ALIGNMENT
PLAN AND PROFILE
STA. 70+00 TO STA. 99+00**

ENVIRONMENTAL ALTERNATIVE CODE
DRAWING NO. TT-D1003-EGV2
SCALE AS SHOWN
SHEET NO. 94 OF 160



NOT FOR CONSTRUCTION

REV	DATE	BY	CHK	APP	DESCRIPTION

DESIGNED BY
A. SHIELDS

DRAWN BY
A. SHIELDS

CHECKED BY
D. HARTMAN

IN CHARGE
D. COWIN

DATE
09-21-2020

TRANSPORTATION

AECOM

AECOM
300 Lakeside Dr, Suite 400
Oakland, CA 94612
T 510.893.3600 F 510.874.3268

www.aecom.com

SAN JOAQUIN REGIONAL RAIL COMMISSION

VALLEY RAIL - SACRAMENTO EXTENSION

ACE

ALFAMONT CORRIDOR EXPRESS

15% PRELIMINARY ENGINEERING

SAN JOAQUIN REGIONAL RAIL COMMISSION
VALLEY RAIL - SACRAMENTO EXTENSION

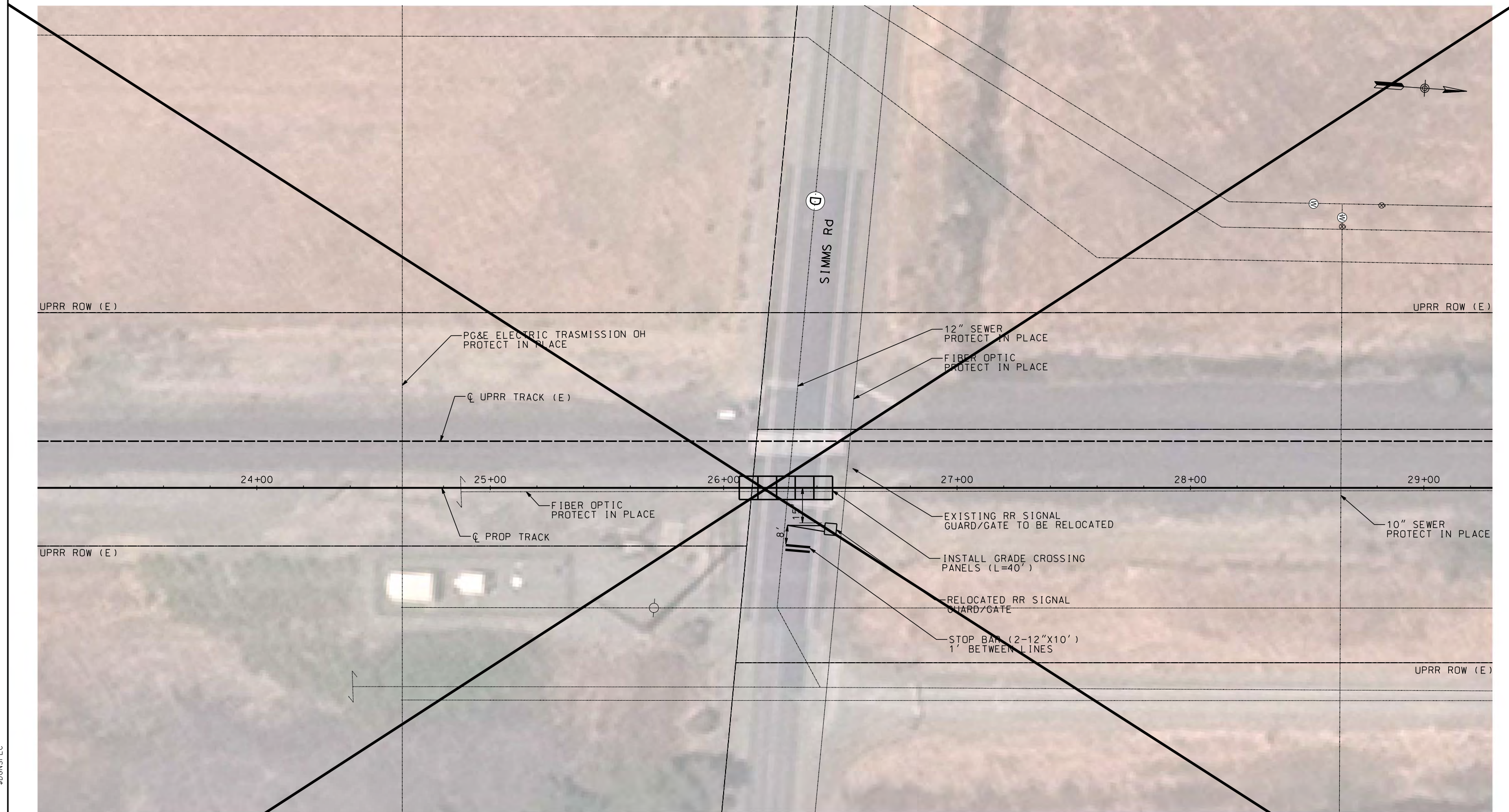
ELK GROVE SIDING VARIANT 2 - TRACK ALIGNMENT
PLAN AND PROFILE
STA. 99+00 TO STA. 122+06.68

ENVIRONMENTAL ALTERNATIVE CODE

DRAWING NO.
TT-D1004-EGV2

SCALE
AS SHOWN

SHEET NO.
95 OF 160



NOT FOR CONSTRUCTION

REV	DATE	BY	CHK	APP	DESCRIPTION

DESIGNED BY
TRANSPORTATION **AECOM**

DRAWN BY
A. SHIELDS

CHECKED BY
A. SHIELDS

IN CHARGE
D. HARTMAN

DATE
08-21-2020

AECOM
300 Lakeside Dr, Suite 400
Oakland, CA 94612
T 510.893.3600 F 510.874.3268

www.aecom.com

SAN JOAQUIN REGIONAL RAIL COMMISSION



ACE
ALTAIR CORRIDOR EXPRESS

15% PRELIMINARY ENGINEERING

SAN JOAQUIN REGIONAL RAIL COMMISSION
VALLEY RAIL - SACRAMENTO EXTENSION

ELK GROVE SIDING VARIANT 2
AT-GRADE CROSSING IMPROVEMENTS
SIMMS ROAD

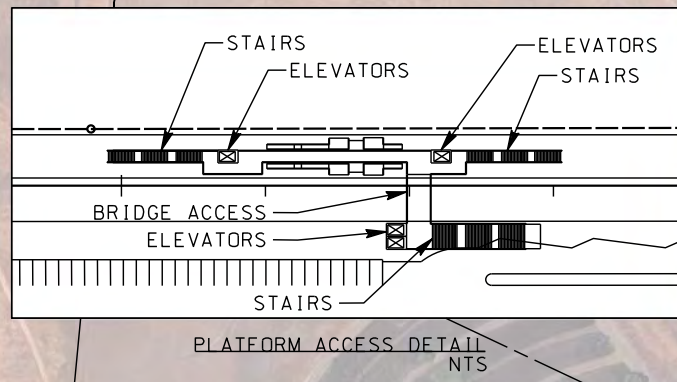
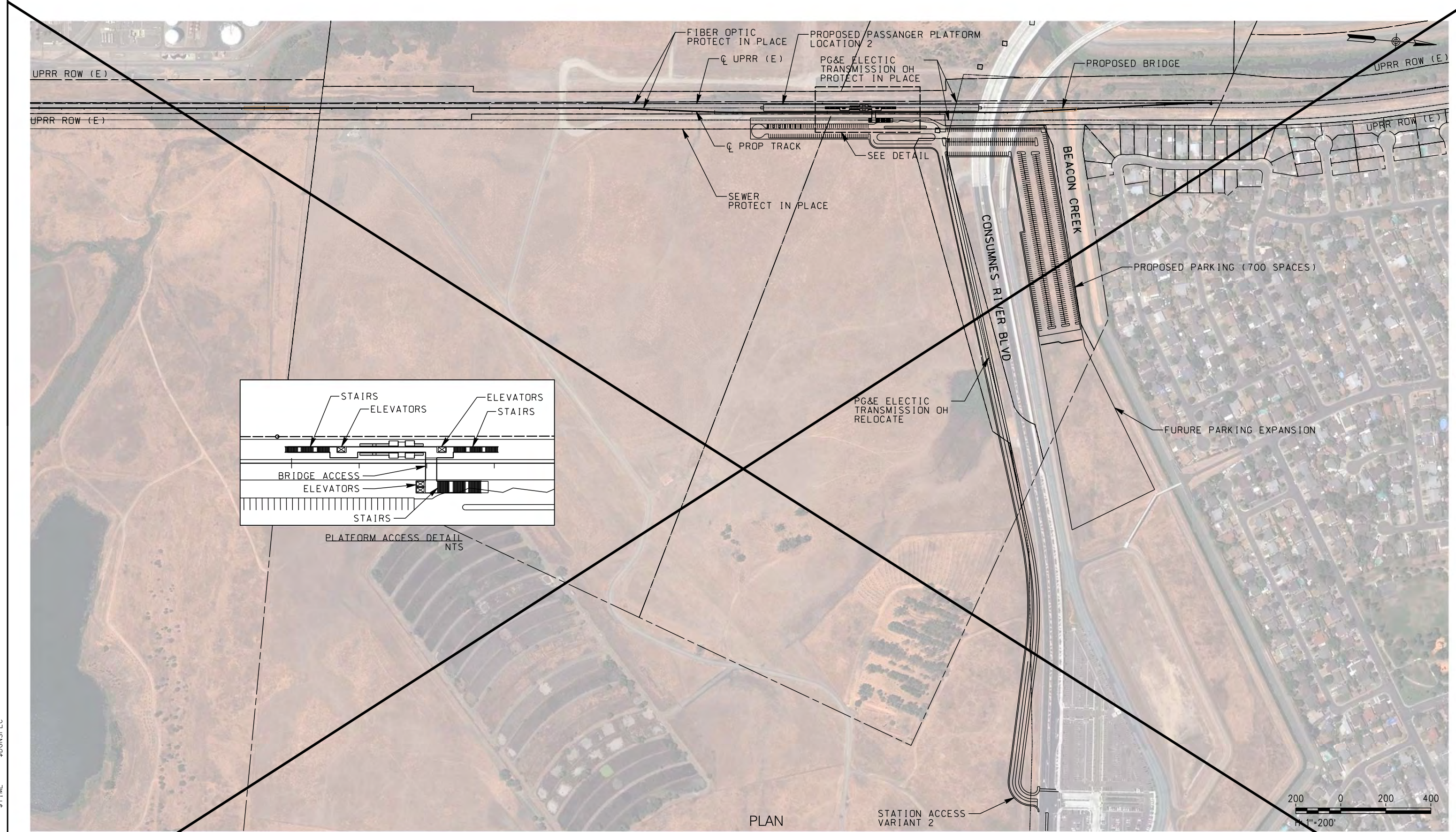
ENVIRONMENTAL ALTERNATIVE CODE

DRAWING NO.
CV-T1001-EG

SCALE
AS SHOWN

SHEET NO.
96 OF 160

\$USER \$DATE \$TIME \$DCNSPEC



NOT FOR CONSTRUCTION

REV	DATE	BY	CHK	APP	DESCRIPTION

DESIGNED BY A. SHIELDS	TRANSPORTATION	AECOM
DRAWN BY A. SHIELDS	AECOM	
CHECKED BY D. HARTMAN	300 Lakeside Dr, Suite 400 Oakland, CA 94612 T 510.893.3600 F 510.874.3268	
IN CHARGE D. COWIN	www.aecom.com	
DATE 09-21-2020		



SAN JOAQUIN
REGIONAL
RAIL COMMISSION



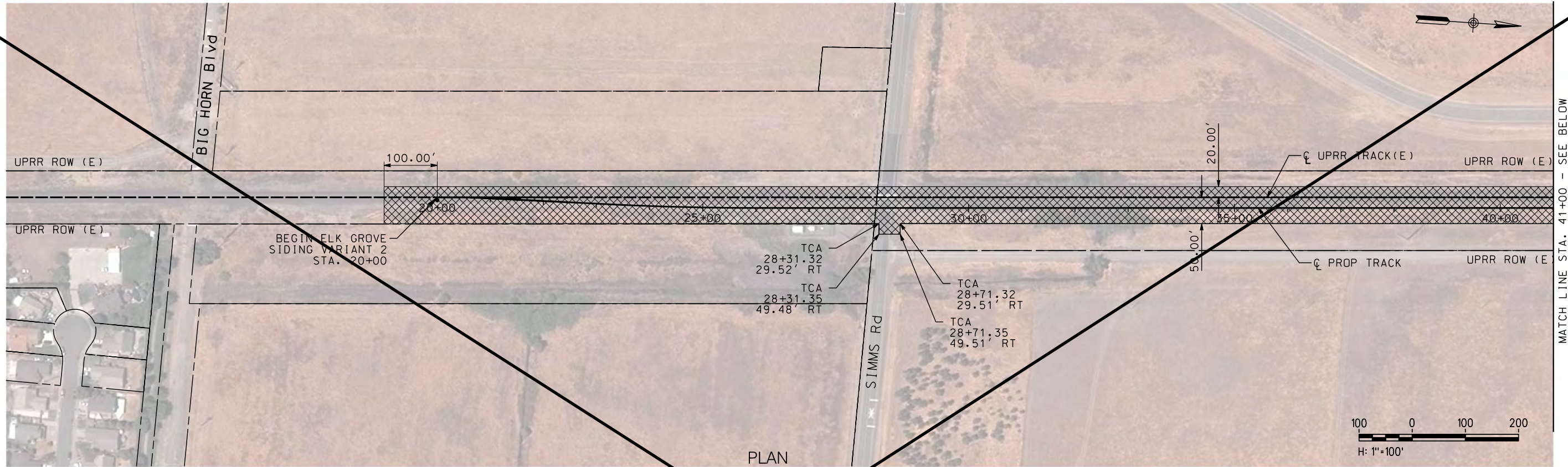
ALFAMONT CORRIDOR EXPRESS

15% PRELIMINARY ENGINEERING

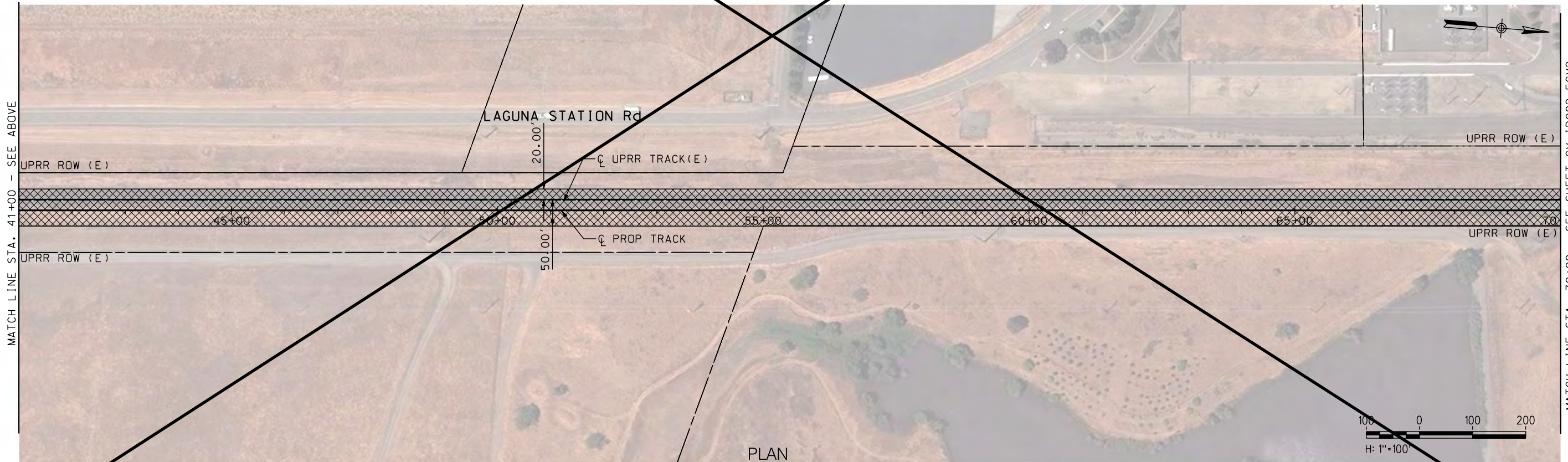
SAN JOAQUIN REGIONAL RAIL COMMISSION
VALLEY RAIL – SACRAMENTO EXTENSION

ELK GROVE STATION PLATFORM 2 AND ACCESS 2
SITE PLAN

ENVIRONMENTAL ALTERNATIVE CODE
DRAWING NO. CV-ET001-EGV2
SCALE AS SHOWN
SHEET NO. 97 OF 160



PLAN



PLAN

\$DATE \$TIME \$DCNSPEC \$USER

NOT FOR CONSTRUCTION

REV	DATE	BY	CHK	APP	DESCRIPTION

DESIGNED BY A. SHIELDS	TRANSPORTATION	AECOM
DRAWN BY A. SHIELDS	AECOM	
CHECKED BY D. HARTMAN	300 Lakeside Dr, Suite 400 Oakland, CA 94612 T 510.893.3600 F 510.874.3268	
IN CHARGE D. COWIN		
DATE 09-21-2020	www.aecom.com	



SAN JOAQUIN
REGIONAL
RAIL COMMISSION



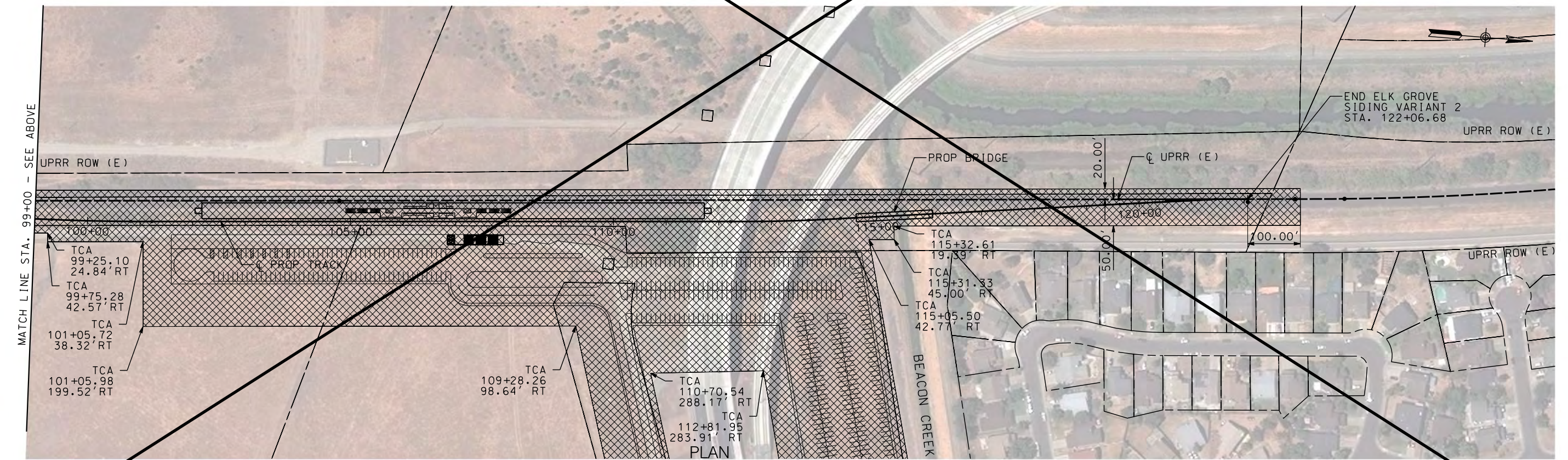
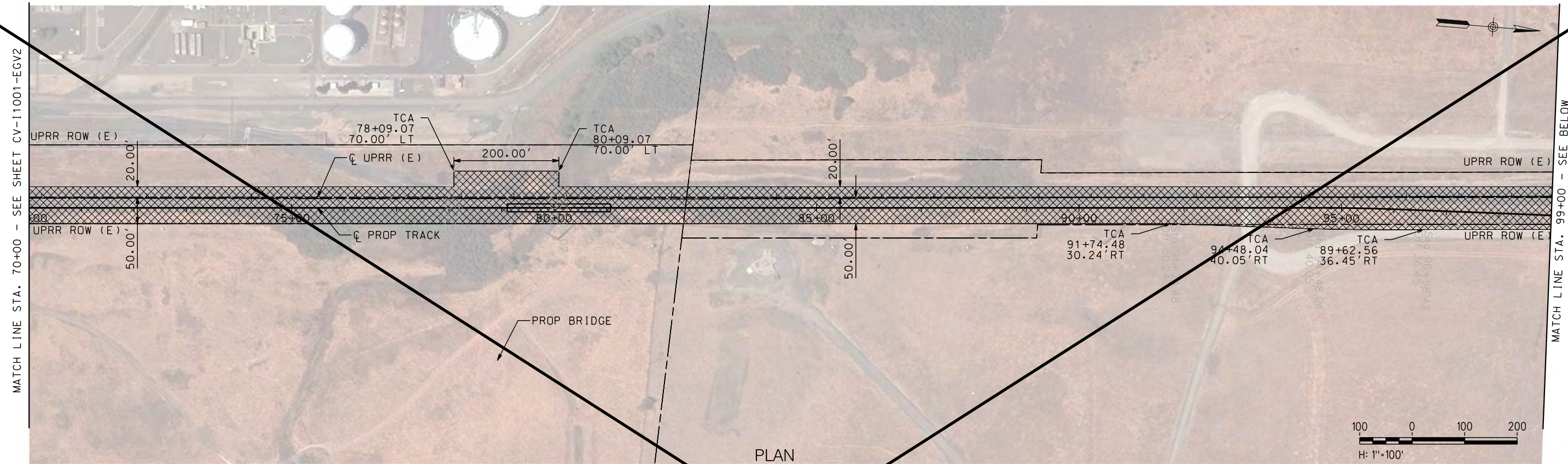
ACE
ALTAIR CORRIDOR EXPRESS

15% PRELIMINARY ENGINEERING

SAN JOAQUIN REGIONAL RAIL COMMISSION
VALLEY RAIL – SACRAMENTO EXTENSION

**ELK GROVE SIDING VARIANT 2 – TRACK ALIGNMENT
TEMPORARY CONSTRUCTION AREAS PLAN**
STA. 20+00 TO STA. 70+00

ENVIRONMENTAL ALTERNATIVE CODE
DRAWING NO. CV-11001-EGV2
SCALE AS SHOWN
SHEET NO. 98 OF 160



NOT FOR CONSTRUCTION

USER REV DATE BY CHK APP DESCRIPTION \$DATE \$TIME \$DGN\$SPEC

DESIGNED BY
A. SHIELDS
DRAWN BY
A. SHIELDS
CHECKED BY
D. HARTMAN
IN CHARGE
D. COWIN
DATE
09-21-2020

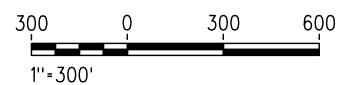
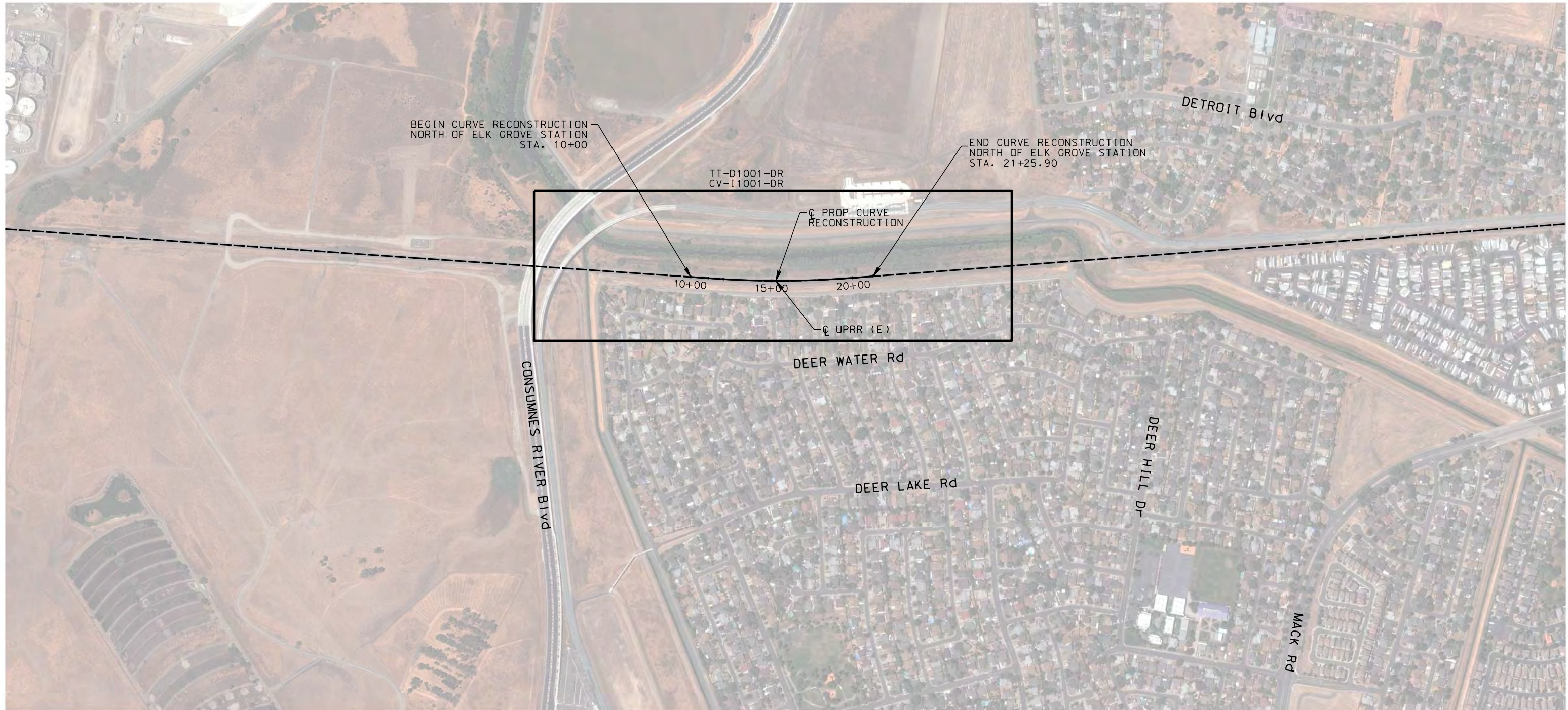
TRANSPORTATION
AECOM
AECOM
300 Lakeside Dr, Suite 400
Oakland, CA 94612
T 510.893.3600 F 510.874.3268
www.aecom.com



15% PRELIMINARY ENGINEERING

SAN JOAQUIN REGIONAL RAIL COMMISSION
VALLEY RAIL - SACRAMENTO EXTENSION
ELK GROVE SIDING VARIANT 2 - TRACK ALIGNMENT
TEMPORARY CONSTRUCTION AREAS PLAN
STA. 70+00 TO STA. 122+06.68

ENVIRONMENTAL ALTERNATIVE CODE
DRAWING NO.
CV-11002-EGV2
SCALE
AS SHOWN
SHEET NO.
99 OF 160



\$USER \$DATE \$TIME \$DCNSPEC

NOT FOR CONSTRUCTION

REV	DATE	BY	CHK	APP	DESCRIPTION

DESIGNED BY
A. SHIELDS
DRAWN BY
A. SHIELDS
CHECKED BY
D. HARTMAN
IN CHARGE
D. COWIN
DATE
09-21-2020

TRANSPORTATION **AECOM**
AECOM
300 Lakeside Dr, Suite 400
Oakland, CA 94612
T 510.893.3600 F 510.874.3268
www.aecom.com



SAN JOAQUIN
REGIONAL
RAIL COMMISSION




ACE
ALTAIR CORRIDOR EXPRESS

15% PRELIMINARY ENGINEERING

SAN JOAQUIN REGIONAL RAIL COMMISSION
VALLEY RAIL – SACRAMENTO EXTENSION
TRACK CURVE RECONSTRUCTION NORTH OF
ELK GROVE STATION – TRACK ALIGNMENT
KEY MAP
STA. 10+00 TO STA. 21+25.90

ENVIRONMENTAL ALTERNATIVE CODE
DRAWING NO. TT-B0001-EG
SCALE NONE
SHEET NO. 100 OF 160


2/20/2020 12:48:09 P:\P:\S\JPRC\60565598 - Valley Rail\900 CAD_GIS\910 CAD\007_RAIL\20-SHEETS\09-CURVE REC_ELK GROVE\AJ-TT-D0001-EG.dgn



NOT FOR CONSTRUCTION

REV	DATE	BY	CHK	APP	DESCRIPTION

DESIGNED BY
A. SHIELDS
 DRAWN BY
A. SHIELDS
 CHECKED BY
D. HARTMAN
 IN CHARGE
D. COWIN
 DATE
09-21-2020

TRANSPORTATION

AECOM
 300 Lakeside Dr, Suite 400
 Oakland, CA 94612
 T 510.893.3600 F 510.874.3268
 www.aecom.com



SAN JOAQUIN
REGIONAL
RAIL COMMISSION



ACE
ALYANGHT CORRIDOR EXPRESS

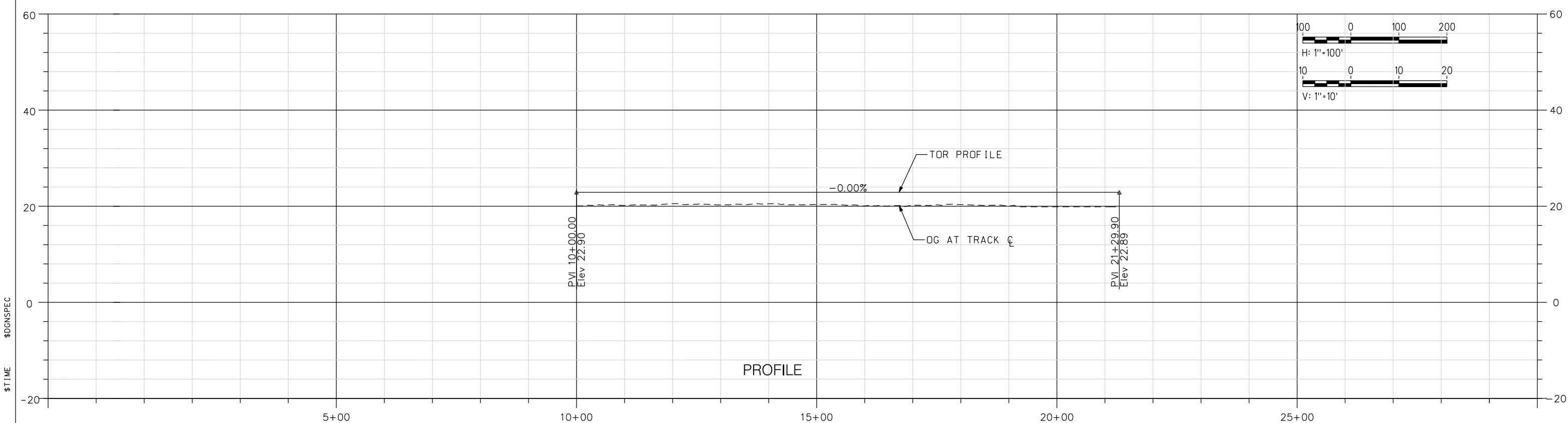
15% PRELIMINARY ENGINEERING

SAN JOAQUIN REGIONAL RAIL COMMISSION
 VALLEY RAIL – SACRAMENTO EXTENSION
 TRACK CURVE RECONSTRUCTION NORTH OF
 ELK GROVE STATION – TRACK ALIGNMENT
TYPICAL SECTIONS
SHEET 1 OF 1

ENVIRONMENTAL ALTERNATIVE CODE
 DRAWING NO.
TT-D0001-EG
 SCALE
1" = 5'
 SHEET NO.
101 OF 160



PLAN



PROFILE

NOT FOR CONSTRUCTION

REV	DATE	BY	CHK	APP	DESCRIPTION

DESIGNED BY A. SHIELDS	TRANSPORTATION	AECOM 300 Lakeside Dr, Suite 400 Oakland, CA 94612 T 510.893.3600 F 510.874.3268
DRAWN BY A. SHIELDS	AECOM	
CHECKED BY D. HARTMAN		
IN CHARGE D. COWIN		
DATE 09-21-2020	www.aecom.com	



SAN JOAQUIN
REGIONAL
RAIL COMMISSION



ACE
ALTA MONT CORRIDOR EXPRESS

15% PRELIMINARY ENGINEERING

SAN JOAQUIN REGIONAL RAIL COMMISSION
VALLEY RAIL – SACRAMENTO EXTENSION
TRACK CURVE RECONSTRUCTION NORTH OF
ELK GROVE STATION – TRACK ALIGNMENT
PLAN AND PROFILE
STA. 10+00 TO STA. 21+25.90

ENVIRONMENTAL ALTERNATIVE CODE
DRAWING NO. TT-D1001-EG
SCALE AS SHOWN
SHEET NO. 102 OF 160



\$USER \$DATE \$TIME \$DCNSPEC

NOT FOR CONSTRUCTION

REV	DATE	BY	CHK	APP	DESCRIPTION

DESIGNED BY
A. SHIELDS
 DRAWN BY
A. SHIELDS
 CHECKED BY
D. HARTMAN
 IN CHARGE
D. COWIN
 DATE
09-21-2020

TRANSPORTATION
AECOM
 AECOM
 300 Lakeside Dr, Suite 400
 Oakland, CA 94612
 T 510.893.3600 F 510.874.3268
 www.aecom.com



SAN JOAQUIN
REGIONAL
RAIL COMMISSION

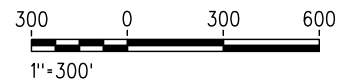
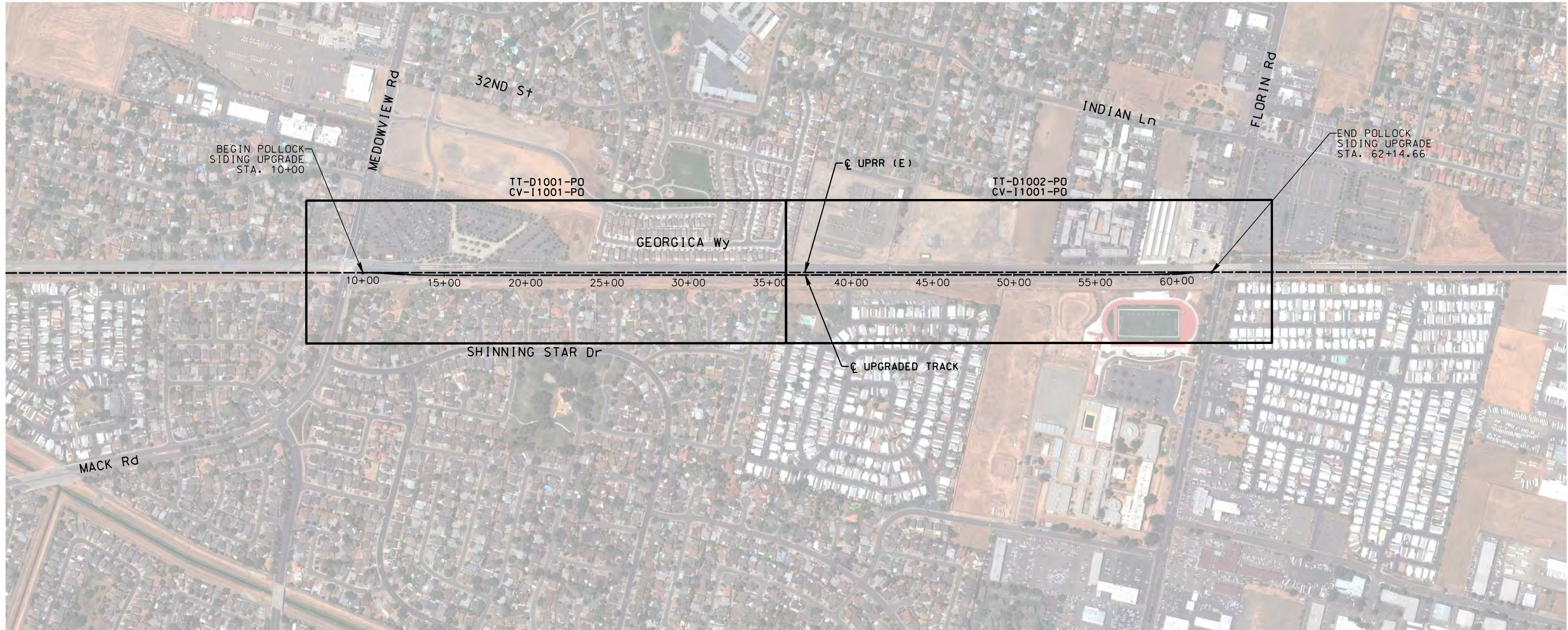


ACE
ALTAIR CORRIDOR EXPRESS

15% PRELIMINARY ENGINEERING

SAN JOAQUIN REGIONAL RAIL COMMISSION
 VALLEY RAIL – SACRAMENTO EXTENSION
 TRACK CURVE RECONSTRUCTION NORTH OF
 ELK GROVE STATION – TRACK ALIGNMENT
 TEMPORARY CONSTRUCTION AREAS PLAN
 STA. 10+00 TO STA. 21+25.90

ENVIRONMENTAL ALTERNATIVE CODE
 DRAWING NO.
CV-11001-EG
 SCALE
AS SHOWN
 SHEET NO.
103 OF 160



\$DATE \$TIME \$DCNSPEC \$USER

NOT FOR CONSTRUCTION

REV	DATE	BY	CHK	APP	DESCRIPTION

DESIGNED BY A. SHIELDS	TRANSPORTATION AECOM
DRAWN BY A. SHIELDS	AECOM
CHECKED BY D. HARTMAN	300 Lakeside Dr, Suite 400 Oakland, CA 94612 T 510.893.3600 F 510.874.3268
IN CHARGE D. COWIN	www.aecom.com
DATE 09-21-2020	



SAN JOAQUIN
REGIONAL
RAIL COMMISSION



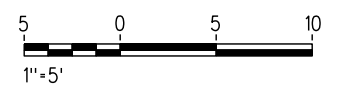
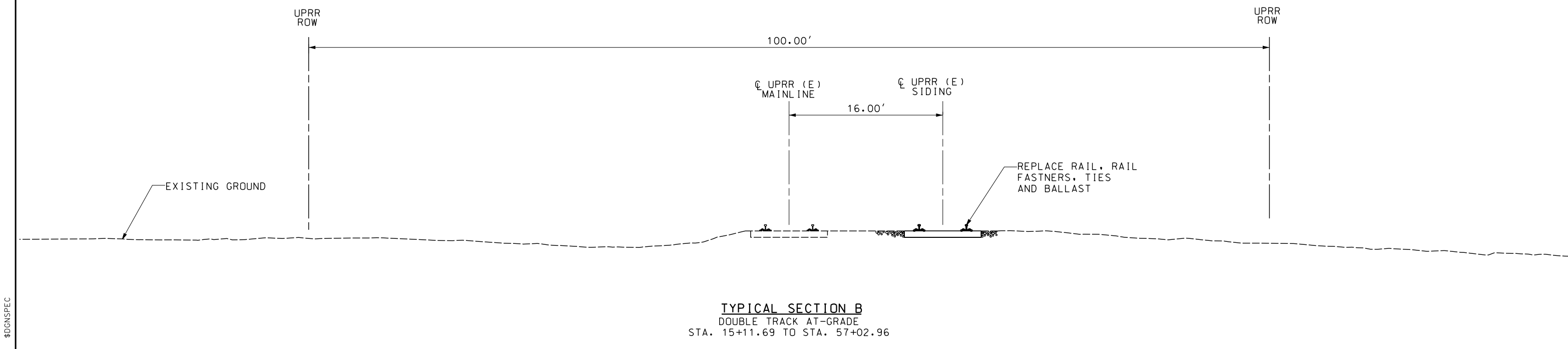
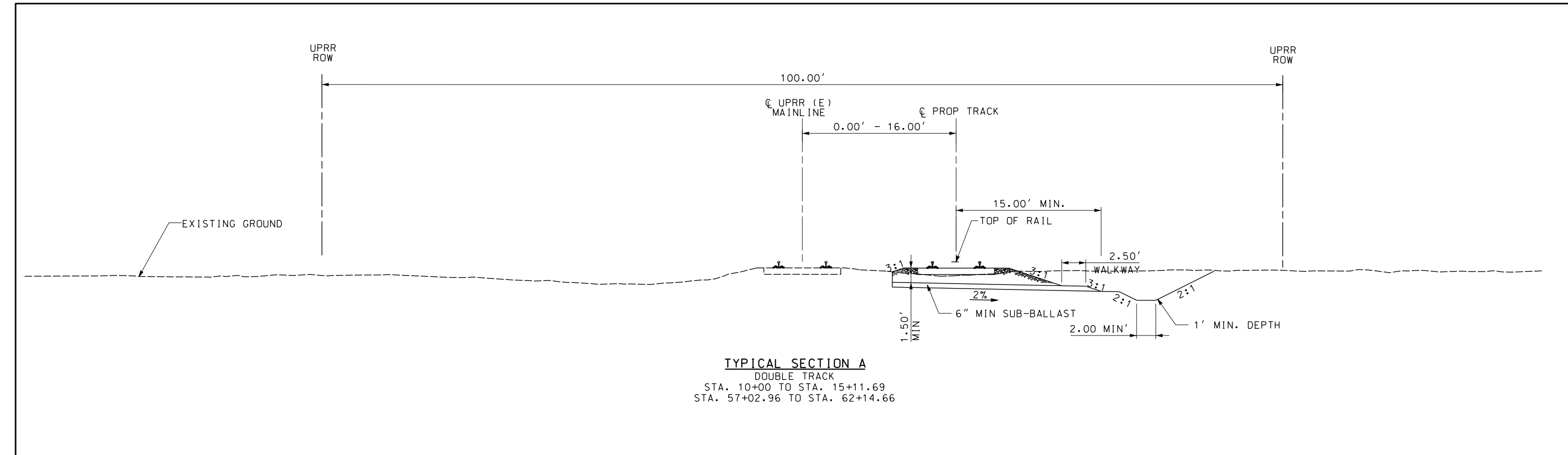
ACE
ALTA MOUNT CORRIDOR EXPRESS

15% PRELIMINARY ENGINEERING

SAN JOAQUIN REGIONAL RAIL COMMISSION
VALLEY RAIL – SACRAMENTO EXTENSION

POLLOCK SIDING UPGRADE
TRACK ALIGNMENT – KEY MAP
STA. 10+00 TO STA. 62+14.66

ENVIRONMENTAL ALTERNATIVE CODE
DRAWING NO. TT-B0001-PO
SCALE NONE
SHEET NO. 104 OF 160



NOT FOR CONSTRUCTION

REV	DATE	BY	CHK	APP	DESCRIPTION

DESIGNED BY
A. SHIELDS

DRAWN BY
A. SHIELDS

CHECKED BY
D. HARTMAN

IN CHARGE
D. COWIN

DATE
09-21-2020

TRANSPORTATION **AECOM**

AECOM
 300 Lakeside Dr, Suite 400
 Oakland, CA 94612
 T 510.893.3600 F 510.874.3268

www.aecom.com

SAN JOAQUIN REGIONAL RAIL COMMISSION



VALLEY RAIL - SACRAMENTO EXTENSION



ALYAHUNT CORRIDOR EXPRESS

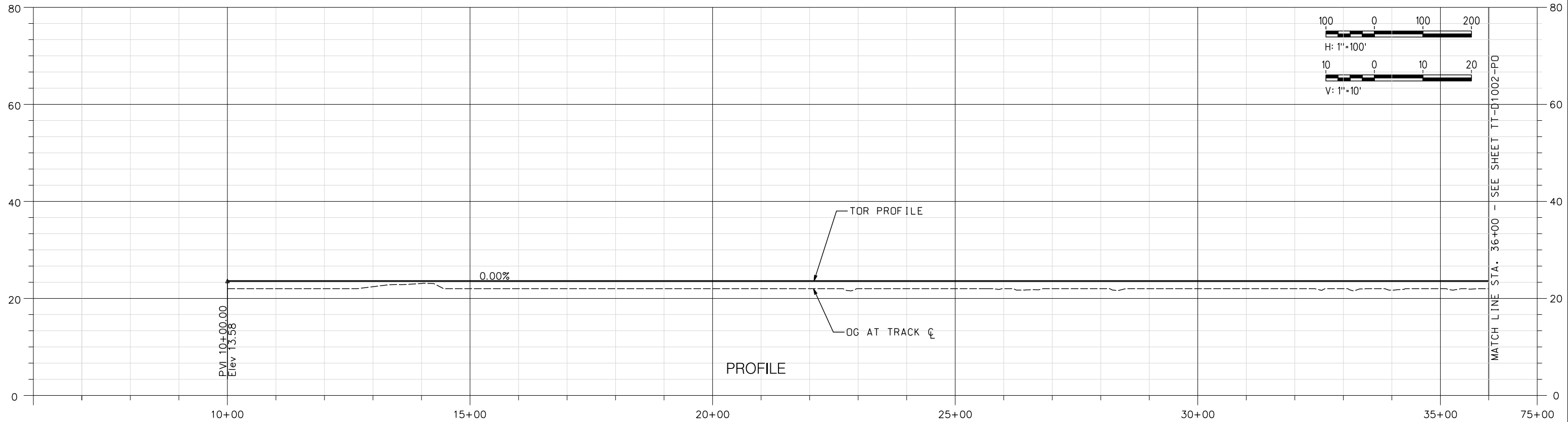
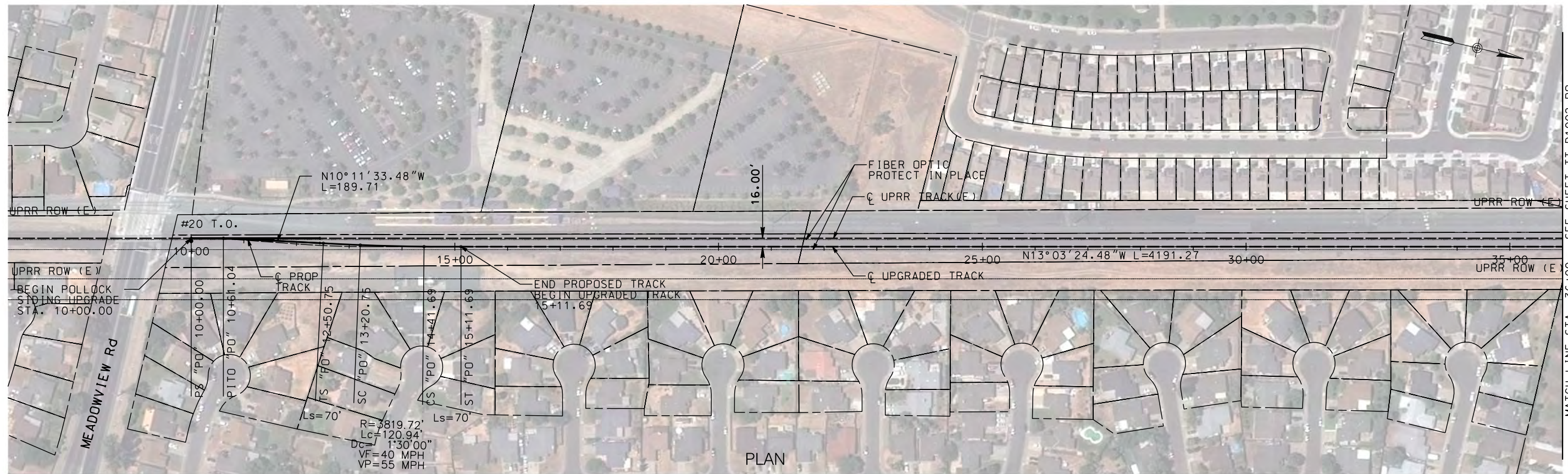
15% PRELIMINARY ENGINEERING

SAN JOAQUIN REGIONAL RAIL COMMISSION
 VALLEY RAIL - SACRAMENTO EXTENSION

POLLOCK SIDING UPGRADE
 TYPICAL SECTIONS
 SHEET 1 OF 1

ENVIRONMENTAL ALTERNATIVE CODE
DRAWING NO. TT-D0001-PO
SCALE 1" = 5'
SHEET NO. 105 OF 160

\$USER \$DATE \$TIME \$DGN\$SPEC



NOT FOR CONSTRUCTION

REV	DATE	BY	CHK	APP	DESCRIPTION

DESIGNED BY
A. SHIELDS

DRAWN BY
A. SHIELDS

CHECKED BY
D. HARTMAN

IN CHARGE
D. CDWIN

DATE
09-21-2020

TRANSPORTATION
AECOM

AECOM
300 Lakeside Dr, Suite 400
Oakland, CA 94612
T 510.893.3600 F 510.874.3268

www.aecom.com

SAN JOAQUIN REGIONAL RAIL COMMISSION



VALLEY RAIL - SACRAMENTO EXTENSION



ALTA MOUNT CORRIDOR EXPRESS

15% PRELIMINARY ENGINEERING

SAN JOAQUIN REGIONAL RAIL COMMISSION
VALLEY RAIL - SACRAMENTO EXTENSION

**POLLOCK SIDING - TRACK ALIGNMENT
PLAN AND PROFILE
STA. 10+00 TO STA. 36+00**

ENVIRONMENTAL ALTERNATIVE CODE

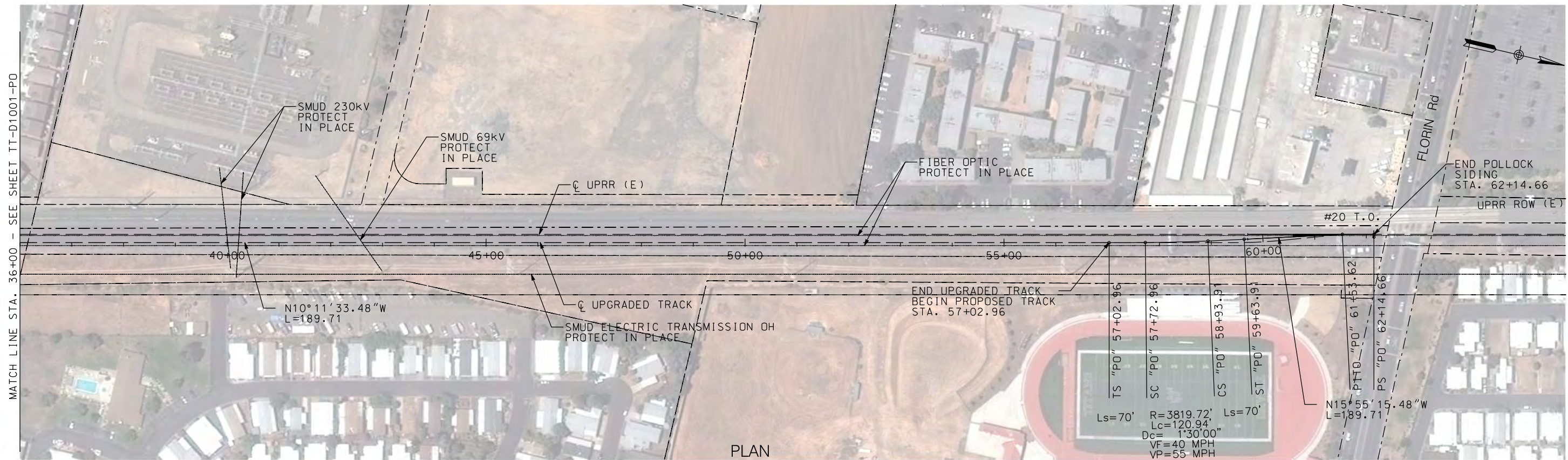
DRAWING NO.
TT-D1001-PO

SCALE
AS SHOWN

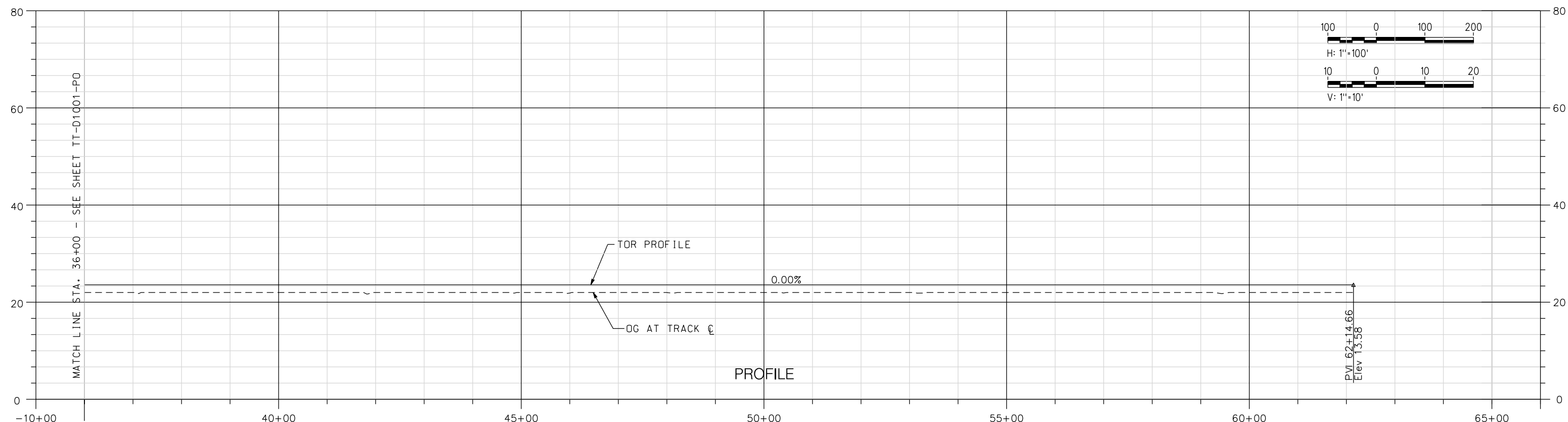
SHEET NO.
106 OF 160

MATCH LINE STA. 36+00 - SEE SHEET TT-D1002-PO

MATCH LINE STA. 36+00 - SEE SHEET TT-D1002-PO



PLAN



PROFILE

NOT FOR CONSTRUCTION

REV	DATE	BY	CHK	APP	DESCRIPTION

DESIGNED BY
A. SHIELDS

DRAWN BY
A. SHIELDS

CHECKED BY
D. HARTMAN

IN CHARGE
D. COWIN

DATE
09-21-2020

TRANSPORTATION
AECOM

AECOM
300 Lakeside Dr, Suite 400
Oakland, CA 94612
T 510.893.3600 F 510.874.3268

www.aecom.com



SAN JOAQUIN REGIONAL RAIL COMMISSION
VALLEY RAIL – SACRAMENTO EXTENSION

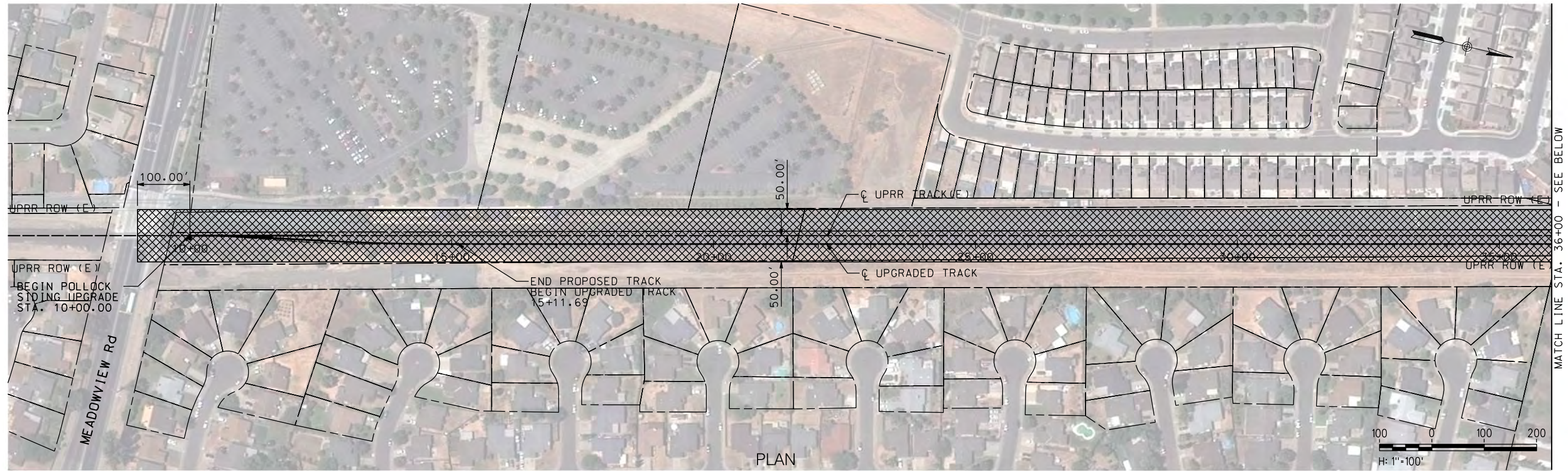
POLLOCK SIDING – TRACK ALIGNMENT
PLAN AND PROFILE
STA. 36+00 TO STA. 62+14.66

ENVIRONMENTAL ALTERNATIVE CODE

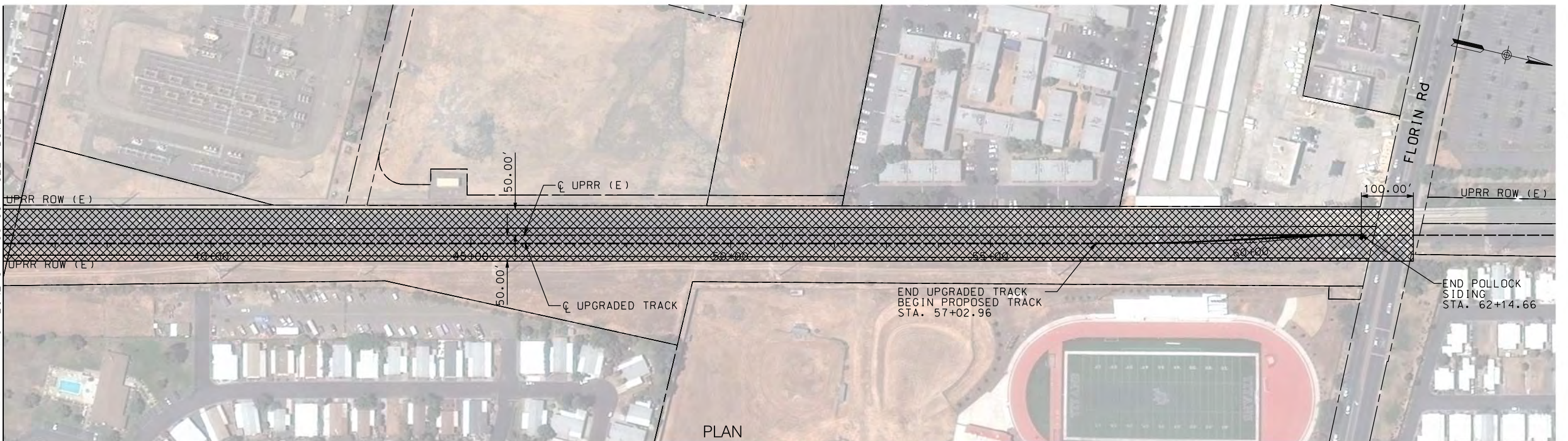
DRAWING NO.
TT-D1002-PO

SCALE
AS SHOWN

SHEET NO.
107 OF 160



PLAN



PLAN

\$DATE \$TIME \$DCNSPEC \$USER

NOT FOR CONSTRUCTION

REV	DATE	BY	CHK	APP	DESCRIPTION

DESIGNED BY
A. SHIELDS
DRAWN BY
A. SHIELDS
CHECKED BY
D. HARTMAN
IN CHARGE
D. CDWIN
DATE
09-21-2020

TRANSPORTATION
AECOM
300 Lakeside Dr, Suite 400
Oakland, CA 94612
T 510.893.3600 F 510.874.3268
www.aecom.com



SAN JOAQUIN
REGIONAL
RAIL COMMISSION



ALFACENT CORRIDOR EXPRESS

15% PRELIMINARY ENGINEERING

SAN JOAQUIN REGIONAL RAIL COMMISSION
VALLEY RAIL – SACRAMENTO EXTENSION

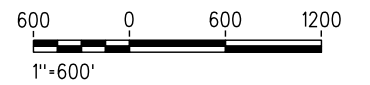
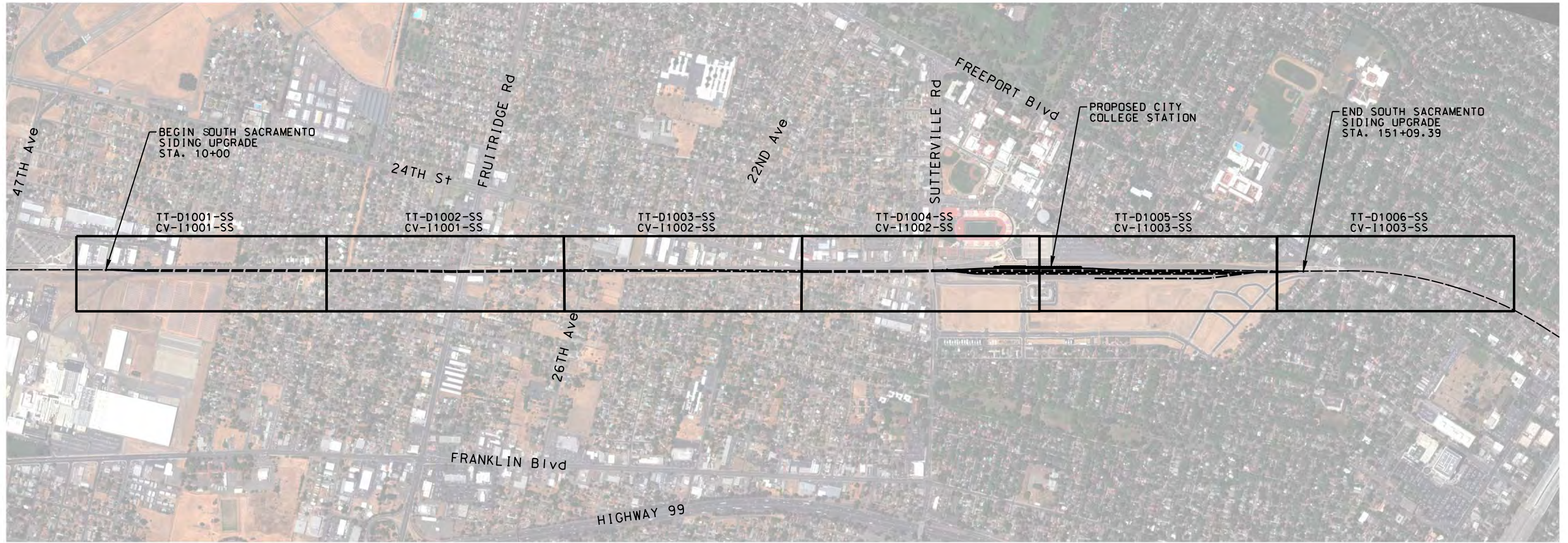
**POLLOCK SIDING – TRACK ALIGNMENT
TEMPORARY CONSTRUCTION AREAS PLAN
STA. 10+00 TO STA. 62+14.66**

ENVIRONMENTAL ALTERNATIVE CODE

DRAWING NO.
CV-I1001-PO

SCALE
AS SHOWN

SHEET NO.
108 OF 160



\$USER \$DATE \$TIME \$DCNSPEC

NOT FOR CONSTRUCTION

REV	DATE	BY	CHK	APP	DESCRIPTION

DESIGNED BY
A. SHIELDS

DRAWN BY
A. SHIELDS

CHECKED BY
D. HARTMAN

IN CHARGE
D. COWIN

DATE
09-21-2020

TRANSPORTATION **AECOM**

AECOM
300 Lakeside Dr, Suite 400
Oakland, CA 94612
T 510.893.3600 F 510.874.3268

www.aecom.com

SAN JOAQUIN REGIONAL RAIL COMMISSION

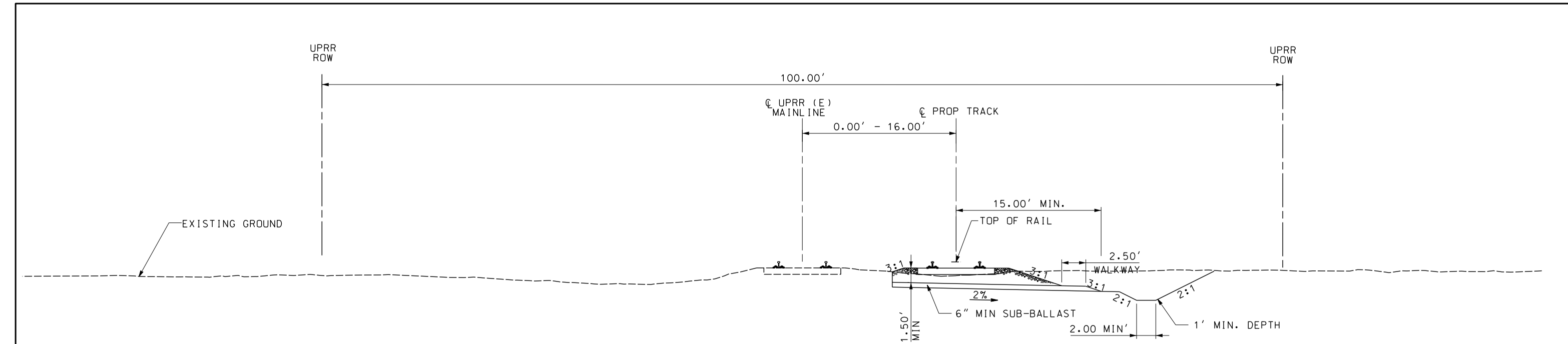
ACE
ALTAMONT CORRIDOR EXPRESS

15% PRELIMINARY ENGINEERING

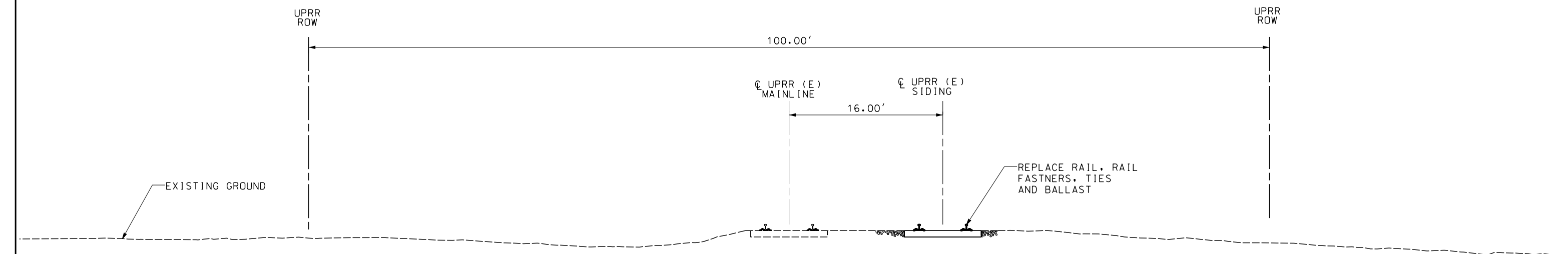
SAN JOAQUIN REGIONAL RAIL COMMISSION
VALLEY RAIL – SACRAMENTO EXTENSION

SOUTH SACRAMENTO SIDING UPGRADE
TRACK ALIGNMENT – KEY MAP
STA. 10+00 TO STA. 151+09.39

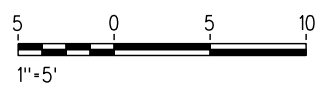
ENVIRONMENTAL ALTERNATIVE CODE
DRAWING NO. TT-B0001-SS
SCALE NONE
SHEET NO. 109 OF 160



TYPICAL SECTION A
 DOUBLE TRACK
 STA. 10+00 TO STA. 14+81.20
 STA. 148+65.13 TO 151+09.39



TYPICAL SECTION B
 DOUBLE TRACK AT-GRADE
 STA. 14+81.20 TO STA. 110+00
 STA. 145+50 TO STA. 148+65.13



NOT FOR CONSTRUCTION

REV	DATE	BY	CHK	APP	DESCRIPTION

DESIGNED BY
A. SHIELDS

DRAWN BY
A. SHIELDS

CHECKED BY
D. HARTMAN

IN CHARGE
D. COWIN

DATE
09-21-2020

TRANSPORTATION **AECOM**

AECOM
 300 Lakeside Dr, Suite 400
 Oakland, CA 94612
 T 510.893.3600 F 510.874.3268

www.aecom.com

SAN JOAQUIN REGIONAL RAIL COMMISSION

ACE
ALTYMONT CORRIDOR EXPRESS

15% PRELIMINARY ENGINEERING

SAN JOAQUIN REGIONAL RAIL COMMISSION
 VALLEY RAIL – SACRAMENTO EXTENSION

SOUTH SACRAMENTO SIDING UPGRADE
 TRACK ALIGNMENT – TYPICAL SECTIONS
 SHEET 1 OF 2

ENVIRONMENTAL ALTERNATIVE CODE
DRAWING NO. TT-D0001-SS
SCALE 1" = 5'
SHEET NO. 110 OF 160

\$USER \$DATE \$TIME \$DGN\$SPEC

UPRR ROW UPRR ROW

100' - 255'

☉ UPRR (E) MAINLINE ☉ UPRR (E) SIDING ☉ UPRR (E) YARD ☉ UPRR (E) YARD

16.00' 0' - 15.00' 0' - 15.00'

EXISTING GROUND

TYPICAL SECTION C
 YARD TRACK AT-GRADE
 STA. 110+00 TO STA. 126+20

UPGRADE SIDING
(REPLACE RAIL, RAIL
FASTNERS, TIES
AND BALLAST)

UPRR ROW UPRR ROW

100' - 255'

☉ UPRR (E) MAINLINE ☉ UPRR (E) SIDING ☉ UPRR (E) YARD ☉ UPRR (E) YARD ☉ UPRR (E) YARD

16.00' 15.00' 16.00' 16.00'

EXISTING GROUND

TYPICAL SECTION D
 YARD TRACK AT-GRADE
 STA. 126+20 TO STA. 145+50

UPGRADE SIDING
(REPLACE RAIL, RAIL
FASTNERS, TIES
AND BALLAST)



\$DATE \$TIME \$DGN\$SPEC \$USER

NOT FOR CONSTRUCTION

REV	DATE	BY	CHK	APP	DESCRIPTION

DESIGNED BY
A. SHIELDS

DRAWN BY
A. SHIELDS

CHECKED BY
D. HARTMAN

IN CHARGE
D. COWIN

DATE
09-21-2020

TRANSPORTATION **AECOM**

AECOM
300 Lakeside Dr, Suite 400
Oakland, CA 94612
T 510.893.3600 F 510.874.3268

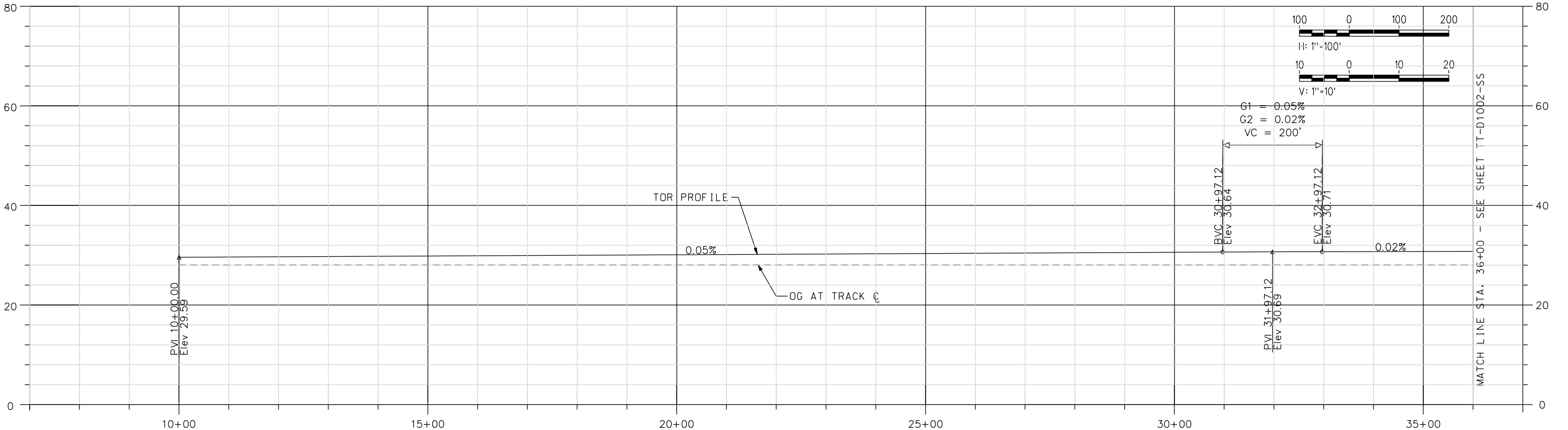
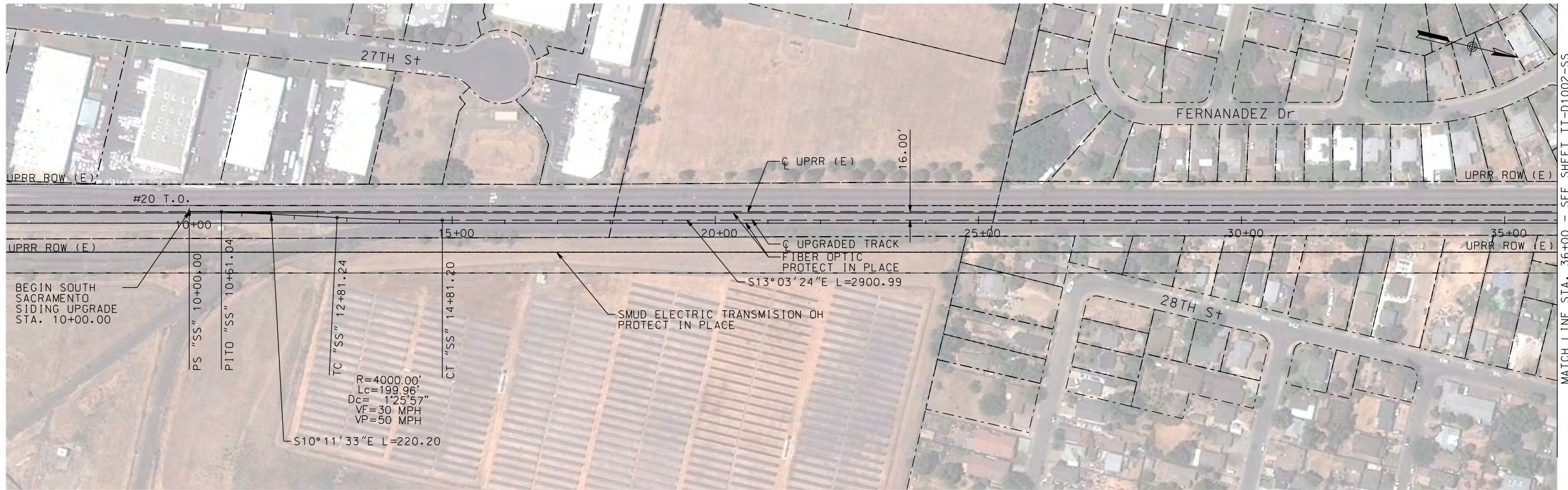
www.aecom.com

15% PRELIMINARY ENGINEERING

SAN JOAQUIN REGIONAL RAIL COMMISSION
 VALLEY RAIL - SACRAMENTO EXTENSION

SOUTH SACRAMENTO SIDING UPGRADE
 TRACK ALIGNMENT - TYPICAL SECTIONS
 SHEET 2 OF 2

ENVIRONMENTAL ALTERNATIVE CODE
DRAWING NO. TT-D0002-SS
SCALE 1" = 5'
SHEET NO. 111 OF 160



NOT FOR CONSTRUCTION

REV	DATE	BY	CHK	APP	DESCRIPTION

DESIGNED BY
A. SHIELDS

DRAWN BY
A. SHIELDS

CHECKED BY
D. HARTMAN

IN CHARGE
D. CDWIN

DATE
09-21-2020

TRANSPORTATION
AECOM

AECOM
300 Lakeside Dr, Suite 400
Oakland, CA 94612
T 510.893.3600 F 510.874.3268

www.aecom.com

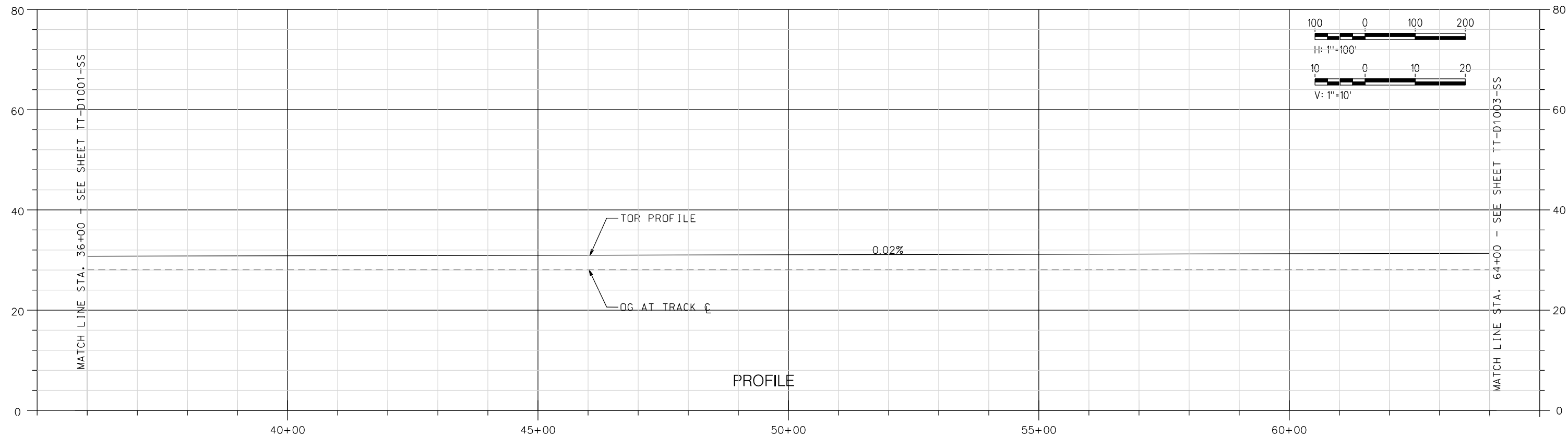
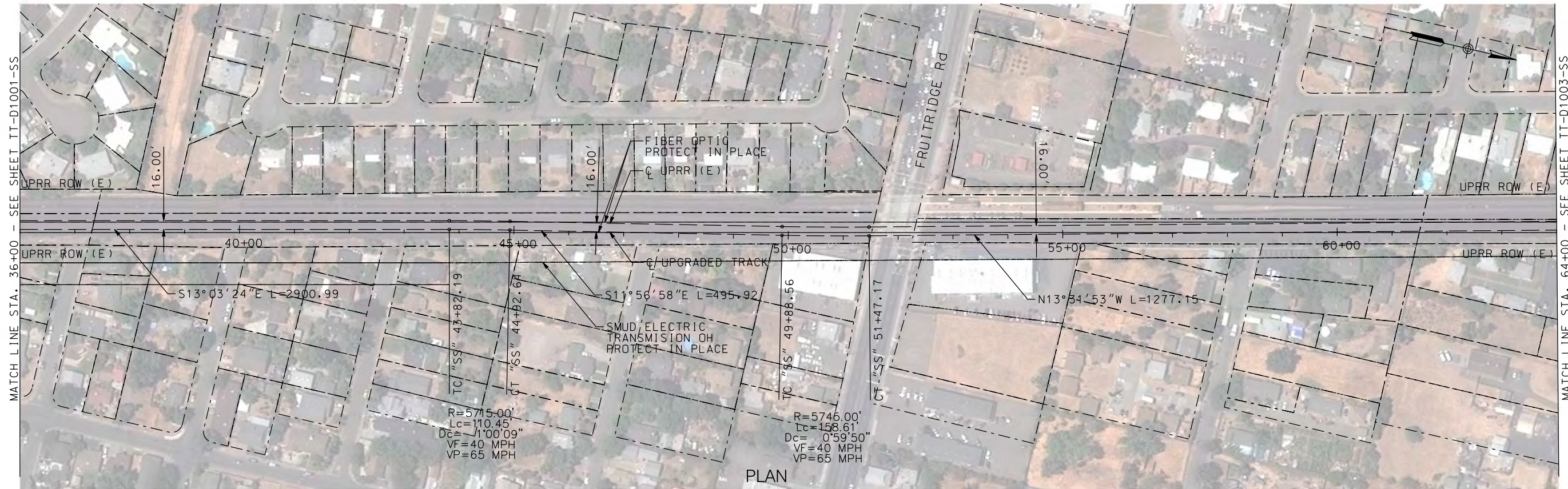


SAN JOAQUIN REGIONAL RAIL COMMISSION
VALLEY RAIL – SACRAMENTO EXTENSION

SOUTH SACRAMENTO SIDING UPGRADE
TRACK ALIGNMENT – PLAN AND PROFILE
STA. 10+00 TO STA. 36+00

ENVIRONMENTAL ALTERNATIVE CODE
DRAWING NO. TT-D1001-SS
SCALE AS SHOWN
SHEET NO. 112 OF 160

MATCH LINE STA. 36+00 - SEE SHEET TT-D1002-SS



NOT FOR CONSTRUCTION

REV	DATE	BY	CHK	APP	DESCRIPTION

DESIGNED BY
A. SHIELDS

DRAWN BY
A. SHIELDS

CHECKED BY
D. HARTMAN

IN CHARGE
D. CDWIN

DATE
09-21-2020

TRANSPORTATION
AECOM

AECOM
300 Lakeside Dr, Suite 400
Oakland, CA 94612
T 510.893.3600 F 510.874.3268

www.aecom.com

SAN JOAQUIN REGIONAL RAIL COMMISSION



ACE
ALTA MONT CORRIDOR EXPRESS

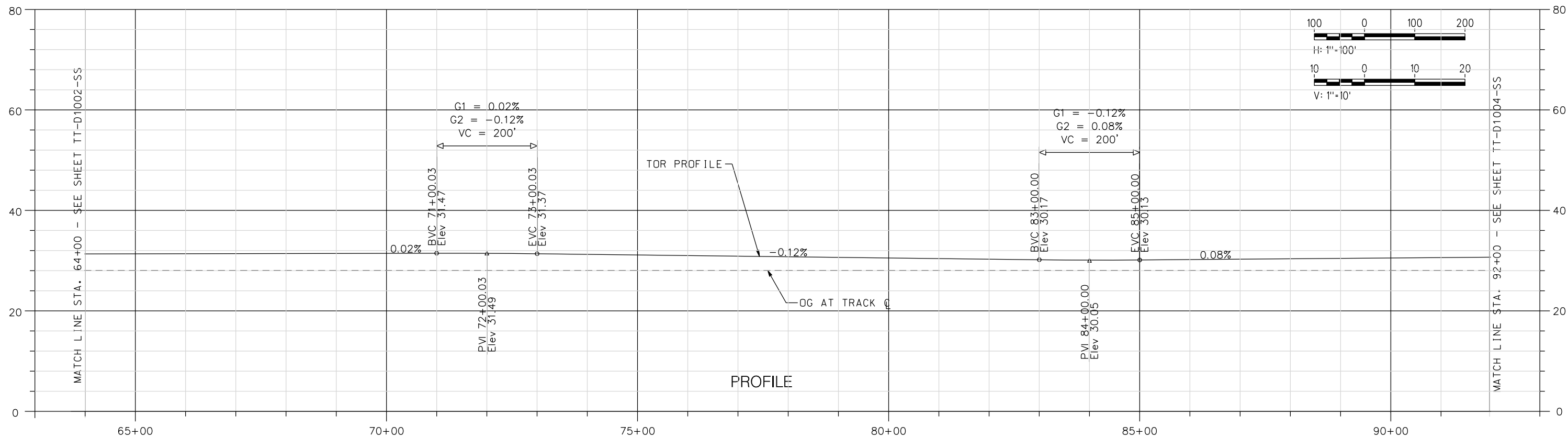
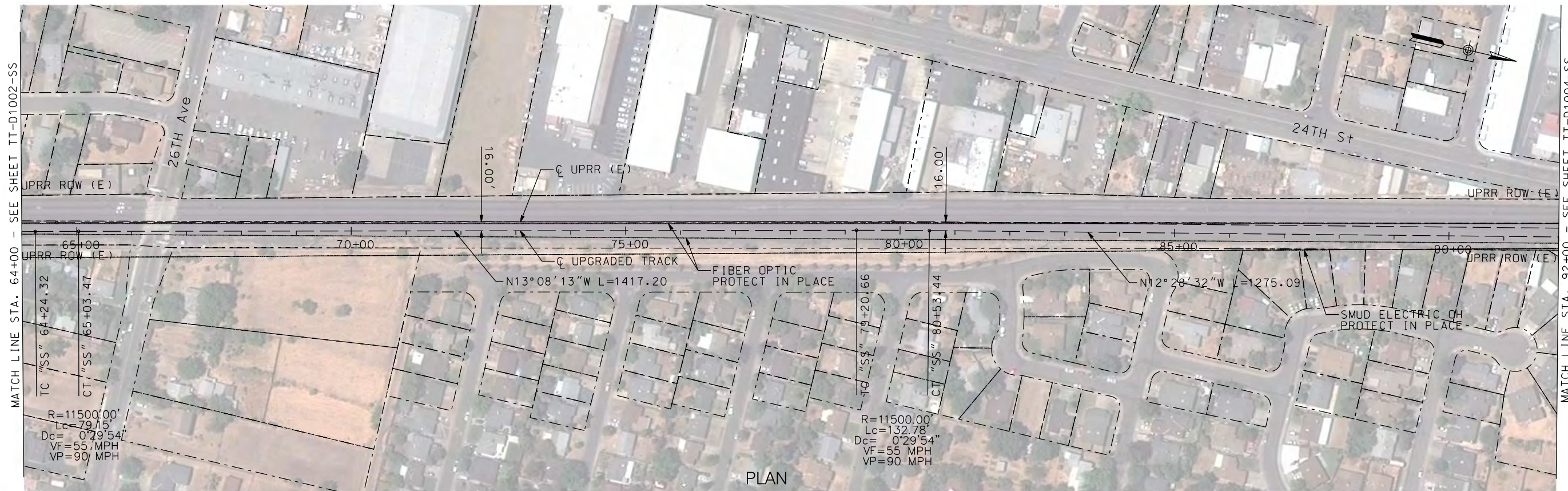
15% PRELIMINARY ENGINEERING

SAN JOAQUIN REGIONAL RAIL COMMISSION
VALLEY RAIL – SACRAMENTO EXTENSION

SOUTH SACRAMENTO SIDING UPGRADE
TRACK ALIGNMENT – PLAN AND PROFILE
STA. 36+00 TO STA. 64+00

ENVIRONMENTAL ALTERNATIVE CODE

DRAWING NO. TT-D1002-SS
SCALE AS SHOWN
SHEET NO. 113 OF 160



NOT FOR CONSTRUCTION

REV	DATE	BY	CHK	APP	DESCRIPTION

DESIGNED BY
A. SHIELDS

DRAWN BY
A. SHIELDS

CHECKED BY
D. HARTMAN

IN CHARGE
D. CDWIN

DATE
09-21-2020

TRANSPORTATION
AECOM

AECOM
300 Lakeside Dr, Suite 400
Oakland, CA 94612
T 510.893.3600 F 510.874.3268

www.aecom.com

SAN JOAQUIN REGIONAL RAIL COMMISSION

ACE
ALTA MONT CORRIDOR EXPRESS

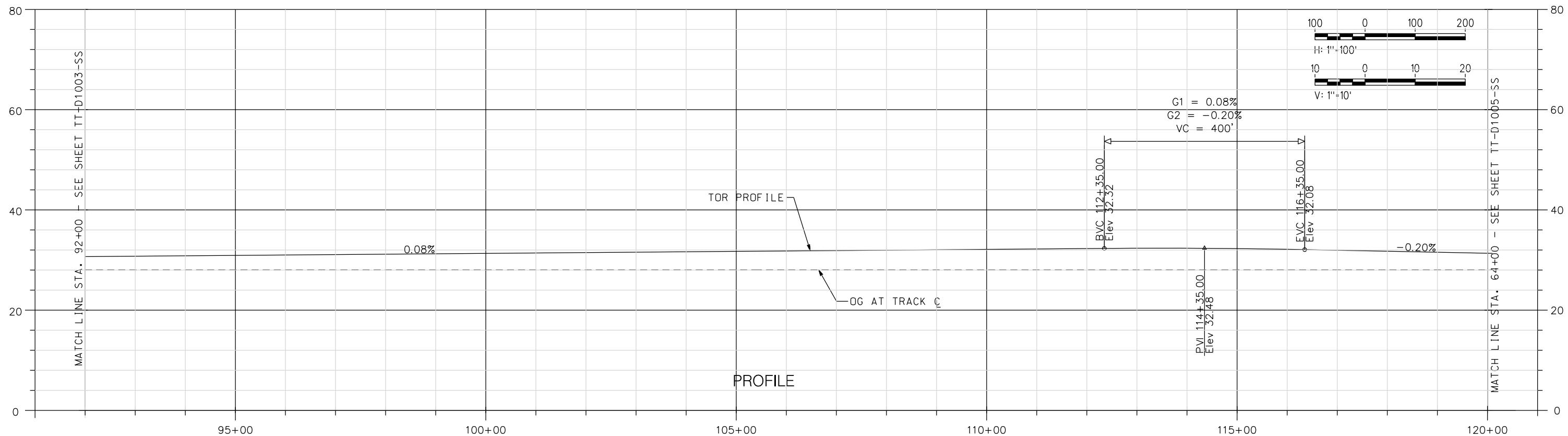
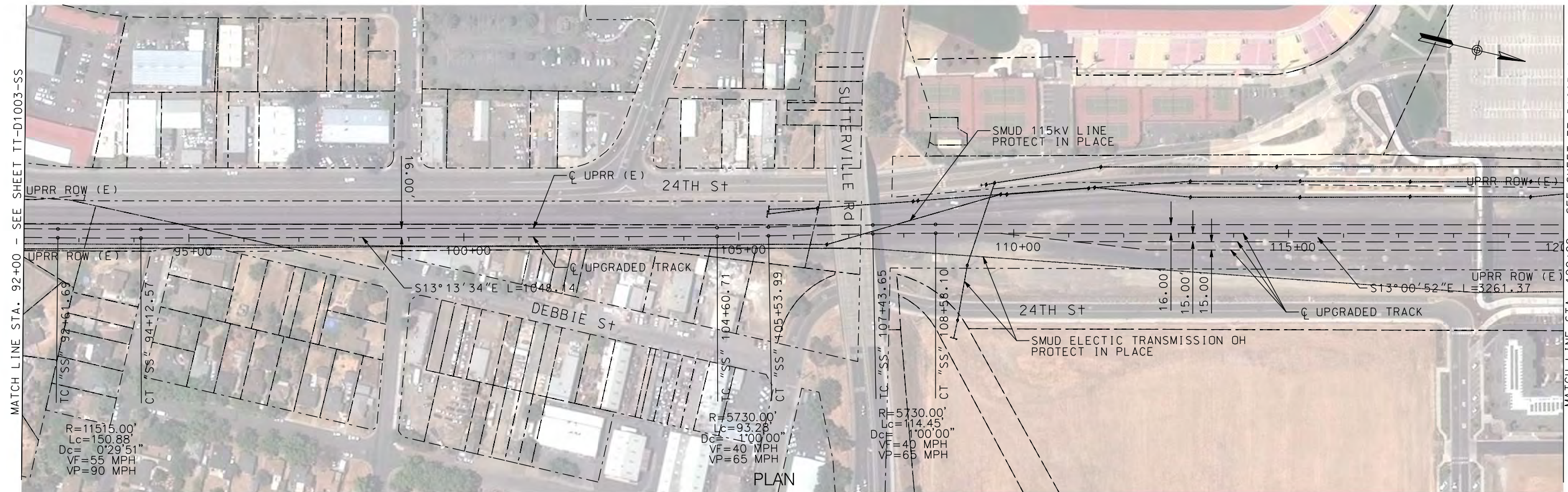
15% PRELIMINARY ENGINEERING

SAN JOAQUIN REGIONAL RAIL COMMISSION
VALLEY RAIL - SACRAMENTO EXTENSION

SOUTH SACRAMENTO SIDING UPGRADE
TRACK ALIGNMENT - PLAN AND PROFILE
STA. 64+00 TO STA. 92+00

ENVIRONMENTAL ALTERNATIVE CODE

DRAWING NO. TT-D1003-SS
SCALE AS SHOWN
SHEET NO. 114 OF 160



NOT FOR CONSTRUCTION

REV	DATE	BY	CHK	APP	DESCRIPTION

DESIGNED BY
A. SHIELDS

DRAWN BY
A. SHIELDS

CHECKED BY
D. HARTMAN

IN CHARGE
D. CDWIN

DATE
09-21-2020

TRANSPORTATION
AECOM

AECOM
300 Lakeside Dr, Suite 400
Oakland, CA 94612
T 510.893.3600 F 510.874.3268

www.aecom.com

SAN JOAQUIN REGIONAL RAIL COMMISSION



ACE
ALTA MONT CORRIDOR EXPRESS

15% PRELIMINARY ENGINEERING

SAN JOAQUIN REGIONAL RAIL COMMISSION
VALLEY RAIL – SACRAMENTO EXTENSION

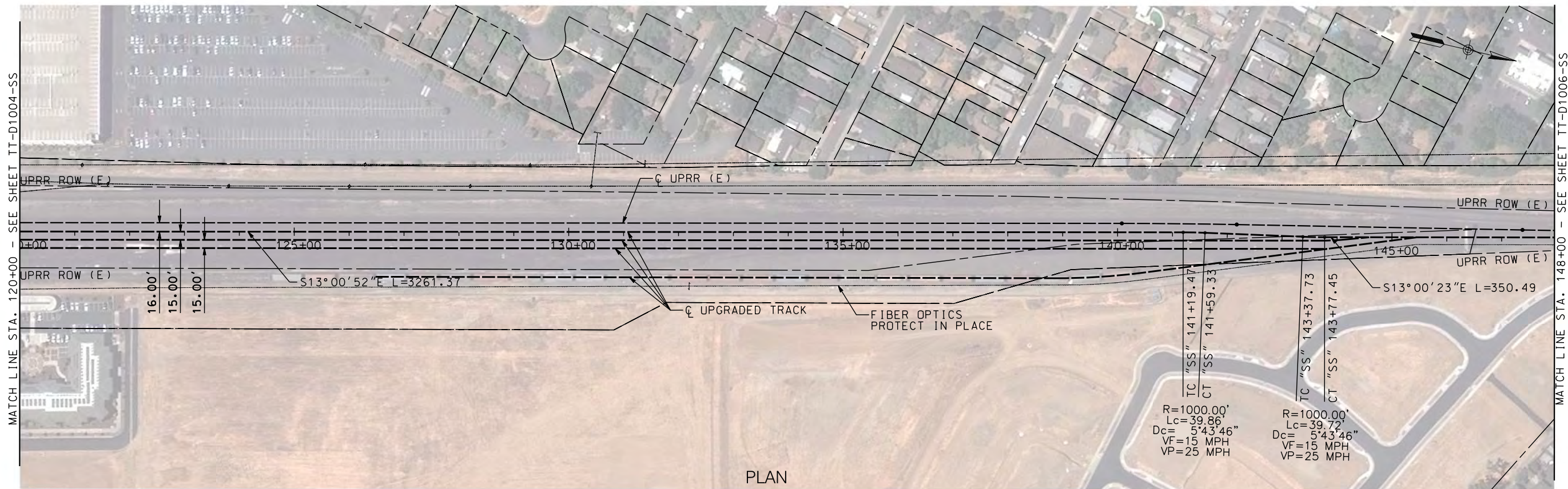
SOUTH SACRAMENTO SIDING UPGRADE
TRACK ALIGNMENT – PLAN AND PROFILE
STA. 92+00 TO STA. 120+00

ENVIRONMENTAL ALTERNATIVE CODE

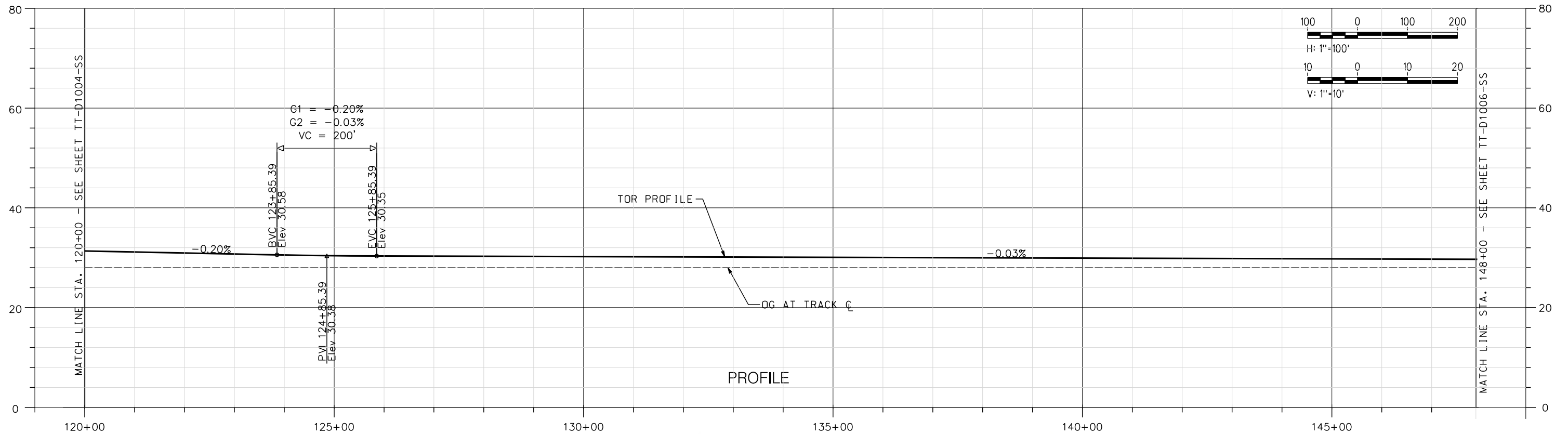
DRAWING NO.
TT-D1004-SS

SCALE
AS SHOWN

SHEET NO.
115 OF 160



PLAN



PROFILE

NOT FOR CONSTRUCTION

REV	DATE	BY	CHK	APP	DESCRIPTION

DESIGNED BY
A. SHIELDS

DRAWN BY
A. SHIELDS

CHECKED BY
D. HARTMAN

IN CHARGE
D. CDWIN

DATE
09-21-2020

TRANSPORTATION
AECOM
300 Lakeside Dr, Suite 400
Oakland, CA 94612
T 510.893.3600 F 510.874.3268
www.aecom.com

SAN JOAQUIN REGIONAL RAIL COMMISSION



ACE
ALTAIR CORRIDOR EXPRESS

15% PRELIMINARY ENGINEERING

SAN JOAQUIN REGIONAL RAIL COMMISSION
VALLEY RAIL - SACRAMENTO EXTENSION

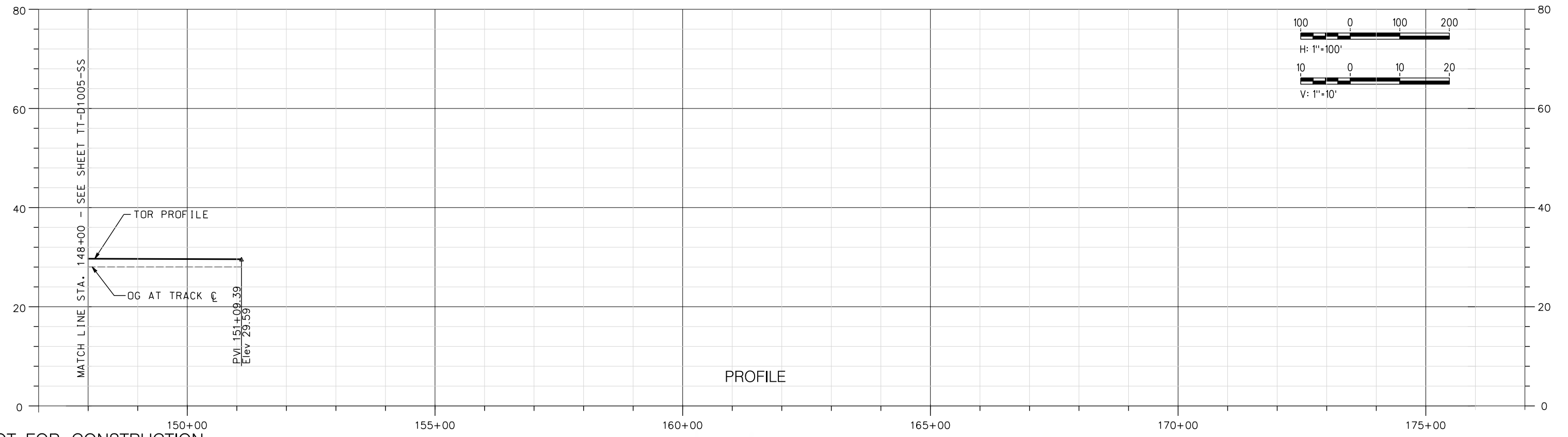
SOUTH SACRAMENTO SIDING UPGRADE
TRACK ALIGNMENT - PLAN AND PROFILE
STA. 120+00 TO STA. 148+00

ENVIRONMENTAL ALTERNATIVE CODE

DRAWING NO.
TT-D1005-SS

SCALE
AS SHOWN

SHEET NO.
116 OF 160



NOT FOR CONSTRUCTION

REV	DATE	BY	CHK	APP	DESCRIPTION

DESIGNED BY
A. SHIELDS

DRAWN BY
A. SHIELDS

CHECKED BY
D. HARTMAN

IN CHARGE
D. CDWIN

DATE
09-21-2020

TRANSPORTATION
AECOM

AECOM
300 Lakeside Dr, Suite 400
Oakland, CA 94612
T 510.893.3600 F 510.874.3268

www.aecom.com

SAN JOAQUIN REGIONAL RAIL COMMISSION



VALLEY RAIL - SACRAMENTO EXTENSION

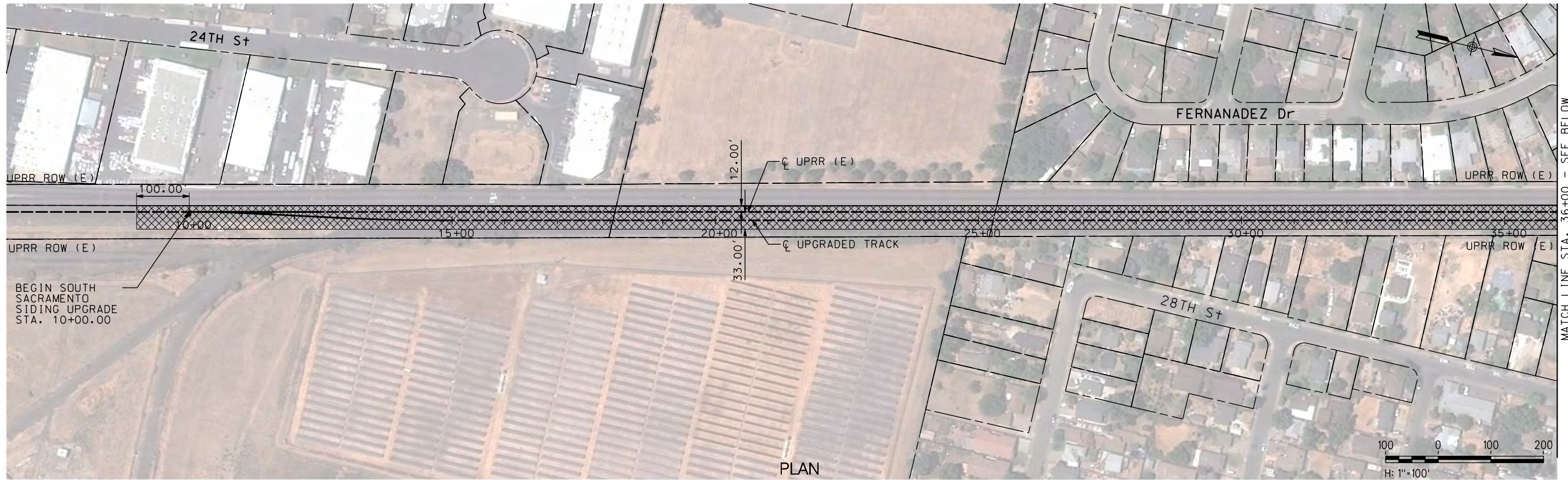


15% PRELIMINARY ENGINEERING

SAN JOAQUIN REGIONAL RAIL COMMISSION
VALLEY RAIL - SACRAMENTO EXTENSION

**SOUTH SACRAMENTO SIDING UPGRADE
TRACK ALIGNMENT - PLAN AND PROFILE
STA. 148+00 TO STA. 151+09.39**

ENVIRONMENTAL ALTERNATIVE CODE
DRAWING NO. TT-D1006-SS
SCALE AS SHOWN
SHEET NO. 117 OF 160



\$DATE \$USER \$TIME \$DGN\$SPEC

NOT FOR CONSTRUCTION

REV	DATE	BY	CHK	APP	DESCRIPTION

DESIGNED BY
A. SHIELDS
 DRAWN BY
A. SHIELDS
 CHECKED BY
D. HARTMAN
 IN CHARGE
D. CDWIN
 DATE
09-21-2020

TRANSPORTATION
AECOM
 300 Lakeside Dr, Suite 400
 Oakland, CA 94612
 T 510.893.3600 F 510.874.3268
 www.aecom.com



SAN JOAQUIN
REGIONAL
RAIL COMMISSION

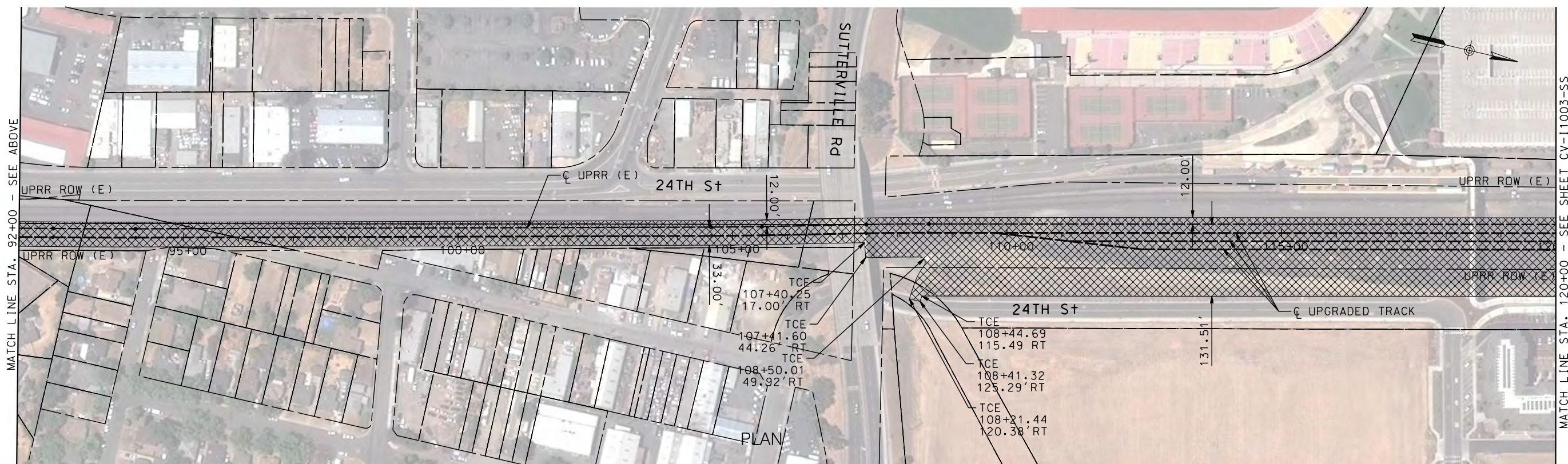


ALFAMONT CORRIDOR EXPRESS

15% PRELIMINARY ENGINEERING

SAN JOAQUIN REGIONAL RAIL COMMISSION
 VALLEY RAIL – SACRAMENTO EXTENSION
 SOUTH SACRAMENTO SIDING UPGRADE
 TRACK ALIGNMENT
 TEMPORARY CONSTRUCTION AREAS PLAN
 STA. 10+00 TO STA. 64+00

ENVIRONMENTAL ALTERNATIVE CODE
 DRAWING NO.
CV-11001-SS
 SCALE
AS SHOWN
 SHEET NO.
118 OF 160



\$USER \$DATE \$TIME \$DGN\$SPEC

NOT FOR CONSTRUCTION

REV	DATE	BY	CHK	APP	DESCRIPTION

DESIGNED BY A. SHIELDS	TRANSPORTATION AECOM
DRAWN BY A. SHIELDS	AECOM 300 Lakeside Dr, Suite 400 Oakland, CA 94612 T 510.893.3600 F 510.874.3268
CHECKED BY D. HARTMAN	www.aecom.com
IN CHARGE D. CDWIN	
DATE 09-21-2020	



SAN JOAQUIN
REGIONAL
RAIL COMMISSION



ACE
ALFACORNT CORRIDOR EXPRESS

15% PRELIMINARY ENGINEERING

SAN JOAQUIN REGIONAL RAIL COMMISSION
 VALLEY RAIL – SACRAMENTO EXTENSION
 SOUTH SACRAMENTO SIDING UPGRADE
 TRACK ALIGNMENT
 TEMPORARY CONSTRUCTION AREAS PLAN
 STA. 64+00 TO STA. 120+00

ENVIRONMENTAL ALTERNATIVE CODE
DRAWING NO. CV-11002-SS
SCALE AS SHOWN
SHEET NO. 119 OF 160



PLAN



PLAN

\$DATE \$TIME \$USER \$DGN\$SPEC

NOT FOR CONSTRUCTION

REV	DATE	BY	CHK	APP	DESCRIPTION

DESIGNED BY
A. SHIELDS
DRAWN BY
A. SHIELDS
CHECKED BY
D. HARTMAN
IN CHARGE
D. CDWIN
DATE
09-21-2020

TRANSPORTATION
AECOM
AECOM
300 Lakeside Dr, Suite 400
Oakland, CA 94612
T 510.893.3600 F 510.874.3268
www.aecom.com



SAN JOAQUIN
REGIONAL
RAIL COMMISSION

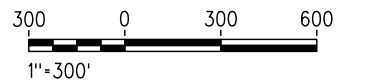
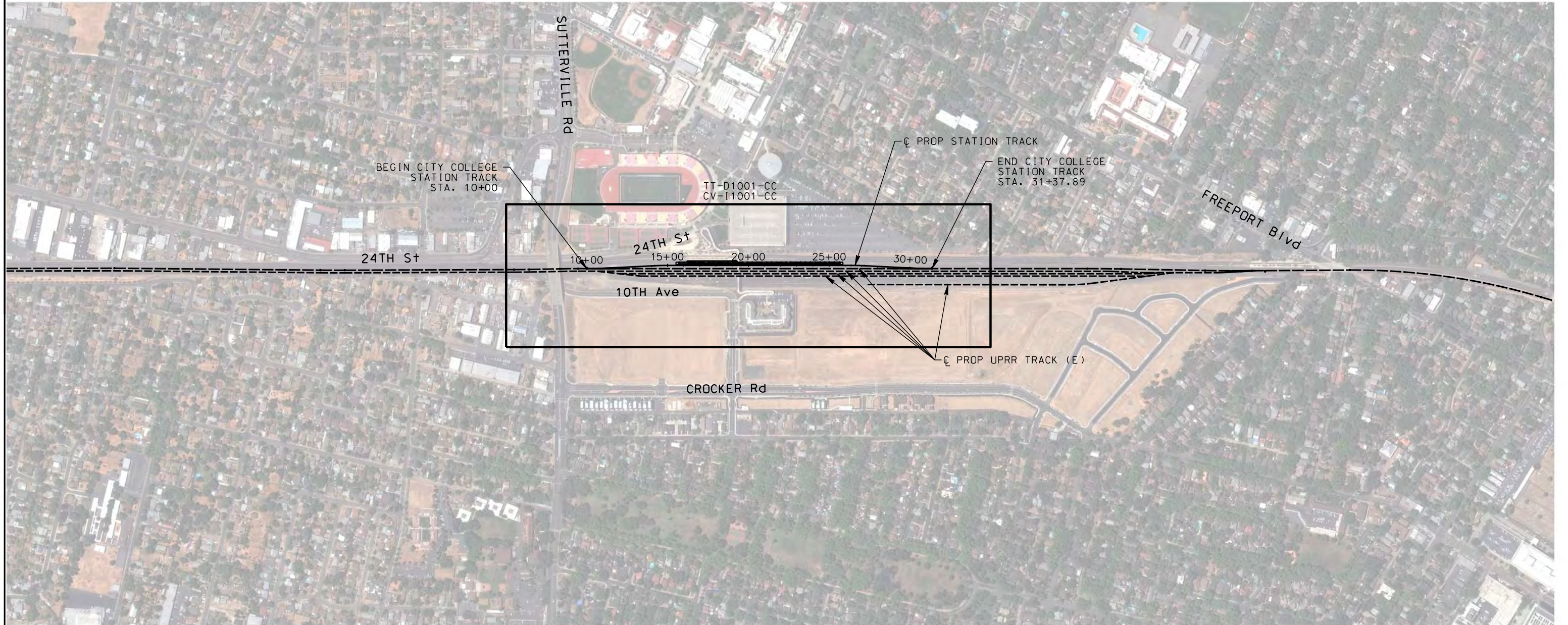


ALFANGUT CORRIDOR EXPRESS

15% PRELIMINARY ENGINEERING

SAN JOAQUIN REGIONAL RAIL COMMISSION
VALLEY RAIL – SACRAMENTO EXTENSION
SOUTH SACRAMENTO SIDING UPGRADE
TRACK ALIGNMENT
TEMPORARY CONSTRUCTION AREAS PLAN
STA. 120+00 TO STA. 151+09.39

ENVIRONMENTAL ALTERNATIVE CODE
DRAWING NO.
CV-I1003-SS
SCALE
AS SHOWN
SHEET NO.
120 OF 160



NOT FOR CONSTRUCTION

REV	DATE	BY	CHK	APP	DESCRIPTION

DESIGNED BY
A. SHIELDS
DRAWN BY
A. SHIELDS
CHECKED BY
D. HARTMAN
IN CHARGE
D. COWIN
DATE
09-21-2020

TRANSPORTATION **AECOM**
AECOM
300 Lakeside Dr, Suite 400
Oakland, CA 94612
T 510.893.3600 F 510.874.3268
www.aecom.com



SAN JOAQUIN
REGIONAL
RAIL COMMISSION



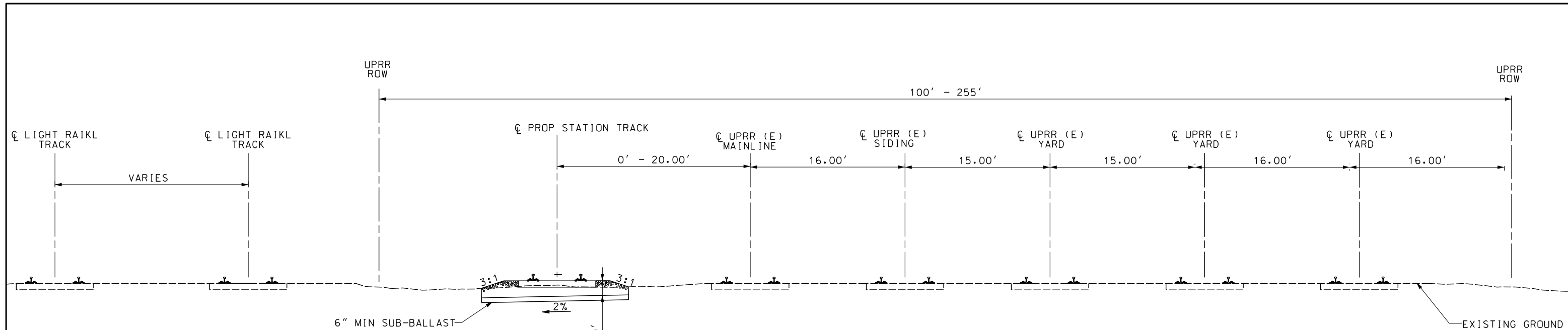
ACE
ALTAIR CORRIDOR EXPRESS

15% PRELIMINARY ENGINEERING

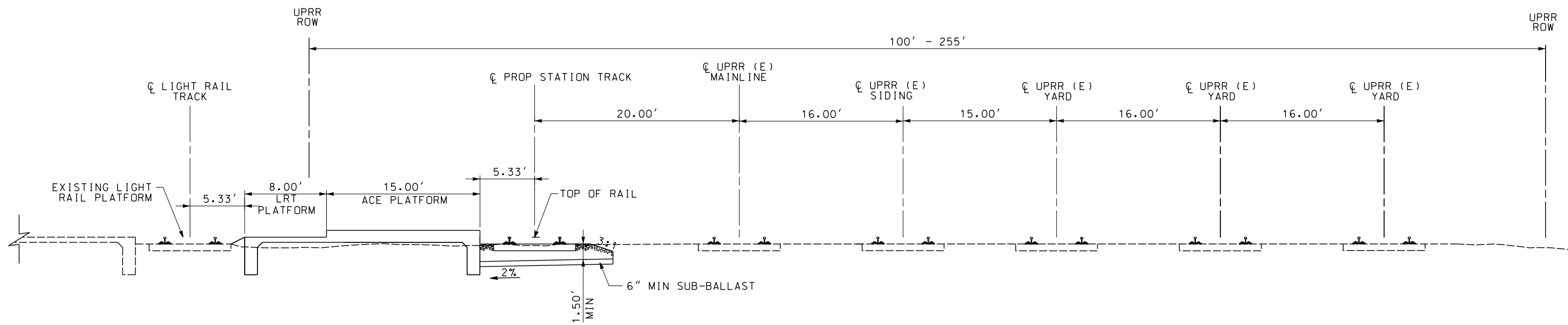
SAN JOAQUIN REGIONAL RAIL COMMISSION
VALLEY RAIL – SACRAMENTO EXTENSION
CITY COLLEGE STATION – TRACK ALIGNMENT
KEY MAP
STA. 10+00 TO STA. 31+37.89

ENVIRONMENTAL ALTERNATIVE CODE
DRAWING NO. TT-B0001-CC
SCALE NONE
SHEET NO. 121 OF 160

\$USER \$DATE \$TIME \$DCNSPEC



TYPICAL SECTION A
 STATION APPROACH AT-GRADE
 STA. 10+00 TO STA. 15+02.28
 STA. 26+35.61 TO STA. 31+37.89



TYPICAL SECTION B
 CITY CENTER STATION ADJACENT TO LIGHT RAIL STATION
 STA. 15+02.28 TO STA. 24+40



\$DATE \$TIME \$DGN\$SPEC \$USER

NOT FOR CONSTRUCTION

REV	DATE	BY	CHK	APP	DESCRIPTION

DESIGNED BY
A. SHIELDS
 DRAWN BY
A. SHIELDS
 CHECKED BY
D. HARTMAN
 IN CHARGE
D. COWIN
 DATE
09-21-2020

TRANSPORTATION **AECOM**
AECOM
 300 Lakeside Dr, Suite 400
 Oakland, CA 94612
 T 510.893.3600 F 510.874.3268
 www.aecom.com



SAN JOAQUIN
REGIONAL
RAIL COMMISSION

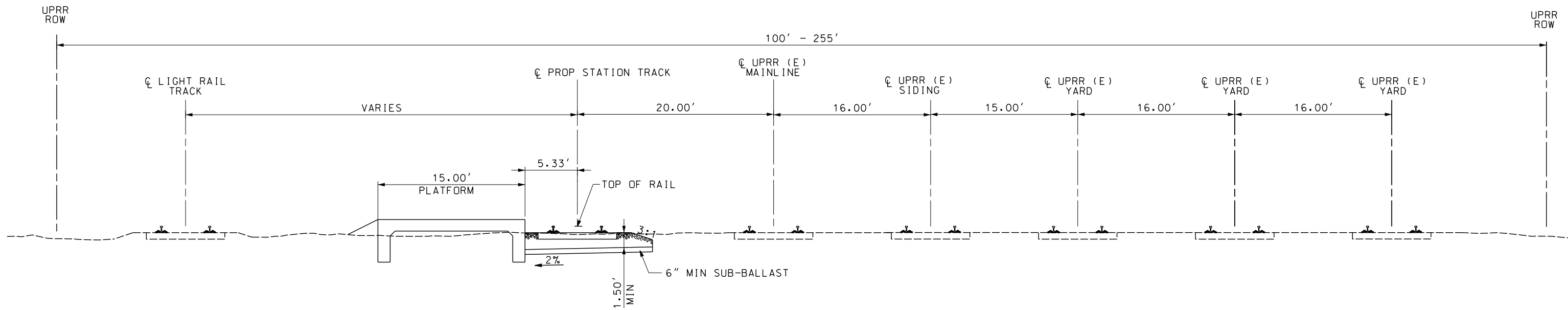


ACE
ALYHAGHT CORRIDOR EXPRESS

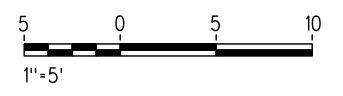
15% PRELIMINARY ENGINEERING

SAN JOAQUIN REGIONAL RAIL COMMISSION
 VALLEY RAIL – SACRAMENTO EXTENSION
 CITY COLLEGE STATION – TRACK ALIGNMNET
 TYPICAL SECTIONS
 SHEET 1 OF 2

ENVIRONMENTAL ALTERNATIVE CODE
 DRAWING NO.
TT-D0001-CC
 SCALE
1" = 5'
 SHEET NO.
122 OF 160



TYPICAL SECTION C
 CITY CENTER STATION
 STA. 24+40 TO STA. 26+35.61



\$USER \$DATE \$TIME \$DGN\$SPEC

NOT FOR CONSTRUCTION

REV	DATE	BY	CHK	APP	DESCRIPTION

DESIGNED BY A. SHIELDS	TRANSPORTATION AECOM 300 Lakeside Dr, Suite 400 Oakland, CA 94612 T 510.893.3600 F 510.874.3268 www.aecom.com
DRAWN BY A. SHIELDS	
CHECKED BY D. HARTMAN	
IN CHARGE D. COWIN	
DATE 09-21-2020	

SAN JOAQUIN
 REGIONAL
 RAIL COMMISSION

ACE
 ALYANGT CORRIDOR EXPRESS

15% PRELIMINARY ENGINEERING

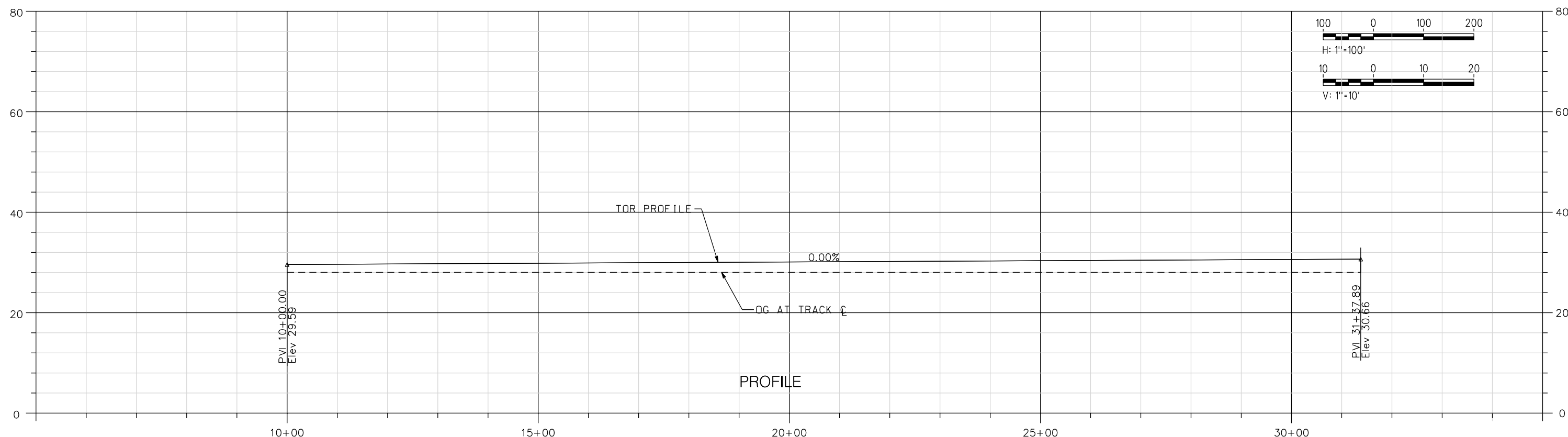
SAN JOAQUIN REGIONAL RAIL COMMISSION
 VALLEY RAIL – SACRAMENTO EXTENSION

CITY COLLEGE STATION – TRACK ALIGNMNET
 TYPICAL SECTIONS
 SHEET 2 OF 2

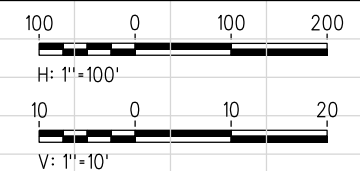
ENVIRONMENTAL ALTERNATIVE CODE
DRAWING NO. TT-D0002-CC
SCALE 1" = 5'
SHEET NO. 123 OF 160



PLAN



PROFILE



NOT FOR CONSTRUCTION

REV	DATE	BY	CHK	APP	DESCRIPTION

DESIGNED BY
A. SHIELDS

DRAWN BY
A. SHIELDS

CHECKED BY
D. HARTMAN

IN CHARGE
D. CDWIN

DATE
09-21-2020

TRANSPORTATION

AECOM

AECOM
300 Lakeside Dr, Suite 400
Oakland, CA 94612
T 510.893.3600 F 510.874.3268

www.aecom.com

SAN JOAQUIN REGIONAL RAIL COMMISSION

ALTAMONT CORRIDOR EXPRESS

15% PRELIMINARY ENGINEERING

SAN JOAQUIN REGIONAL RAIL COMMISSION
VALLEY RAIL – SACRAMENTO EXTENSION


CITY COLLEGE STATION – TRACK ALIGNMENT
PLAN AND PROFILE
STA. 10+00 TO STA. 31+37.89

ENVIRONMENTAL ALTERNATIVE CODE


DRAWING NO.
TT-D1001-CC

SCALE
AS SHOWN

SHEET NO.
124 OF 160



PLAN



NOT FOR CONSTRUCTION

\$USER \$DATE \$TIME \$DCNSPEC

REV	DATE	BY	CHK	APP	DESCRIPTION

DESIGNED BY A. SHIELDS	TRANSPORTATION AECOM
DRAWN BY A. SHIELDS	AECOM 300 Lakeside Dr, Suite 400 Oakland, CA 94612 T 510.893.3600 F 510.874.3268
CHECKED BY D. HARTMAN	www.aecom.com
IN CHARGE D. COWIN	
DATE 09-21-2020	



SAN JOAQUIN
REGIONAL
RAIL COMMISSION



ACE
ALTAIR CORRIDOR EXPRESS

15% PRELIMINARY ENGINEERING

SAN JOAQUIN REGIONAL RAIL COMMISSION
VALLEY RAIL – SACRAMENTO EXTENSION

**CITY COLLEGE STATION
SITE PLAN**

ENVIRONMENTAL ALTERNATIVE CODE
DRAWING NO. CV-E1001-CC
SCALE AS SHOWN
SHEET NO. 125 OF 160



\$DATE \$TIME \$DCNSPEC \$USER

NOT FOR CONSTRUCTION

REV	DATE	BY	CHK	APP	DESCRIPTION

DESIGNED BY
A. SHIELDS
 DRAWN BY
A. SHIELDS
 CHECKED BY
D. HARTMAN
 IN CHARGE
D. CDWIN
 DATE
09-21-2020

TRANSPORTATION
AECOM
 AECOM
 300 Lakeside Dr, Suite 400
 Oakland, CA 94612
 T 510.893.3600 F 510.874.3268
 www.aecom.com



SAN JOAQUIN
REGIONAL
RAIL COMMISSION

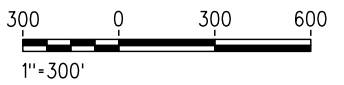
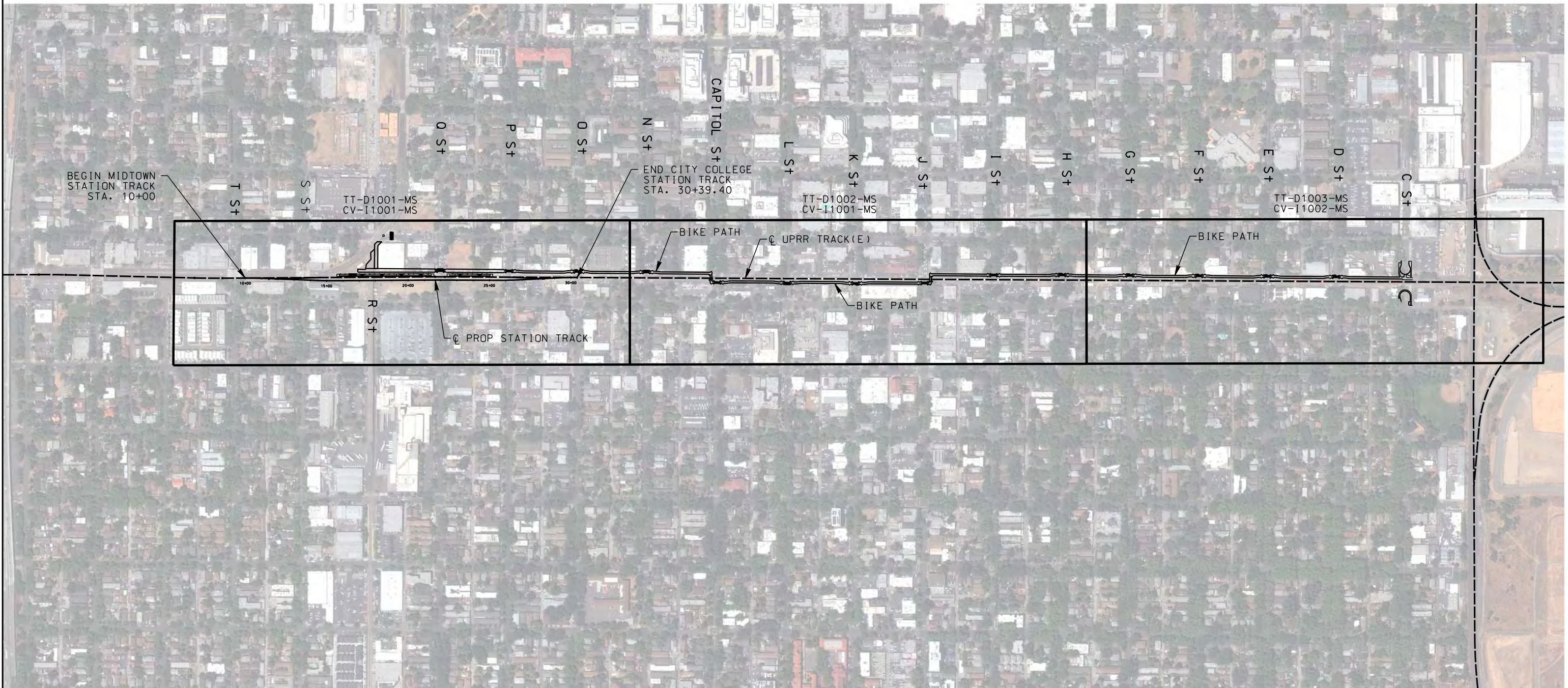
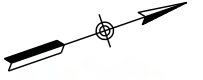


ACE
ALTAHANT CORRIDOR EXPRESS

15% PRELIMINARY ENGINEERING

SAN JOAQUIN REGIONAL RAIL COMMISSION
 VALLEY RAIL – SACRAMENTO EXTENSION
**CITY COLLEGE STATION – TRACK ALIGNMENT
 TEMPORARY CONSTRUCTION AREAS PLAN**
 STA. 10+00 TO STA. 31+37.89

ENVIRONMENTAL ALTERNATIVE CODE
 DRAWING NO.
CV-I1001-CC
 SCALE
AS SHOWN
 SHEET NO.
126 OF 160



\$USER \$DATE \$TIME \$DCNSPEC

NOT FOR CONSTRUCTION

REV	DATE	BY	CHK	APP	DESCRIPTION

DESIGNED BY
A. SHIELDS
 DRAWN BY
A. SHIELDS
 CHECKED BY
D. HARTMAN
 IN CHARGE
D. COWIN
 DATE
09-21-2020

TRANSPORTATION
AECOM
 AECOM
 300 Lakeside Dr, Suite 400
 Oakland, CA 94612
 T 510.893.3600 F 510.874.3268
 www.aecom.com



SAN JOAQUIN
REGIONAL
RAIL COMMISSION



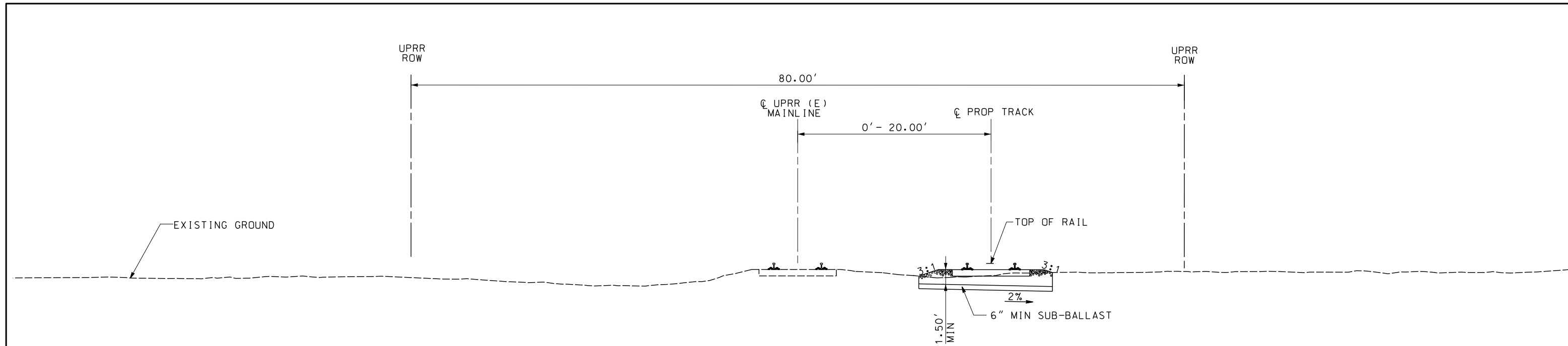
ACE
ALTAIR CORRIDOR EXPRESS

15% PRELIMINARY ENGINEERING

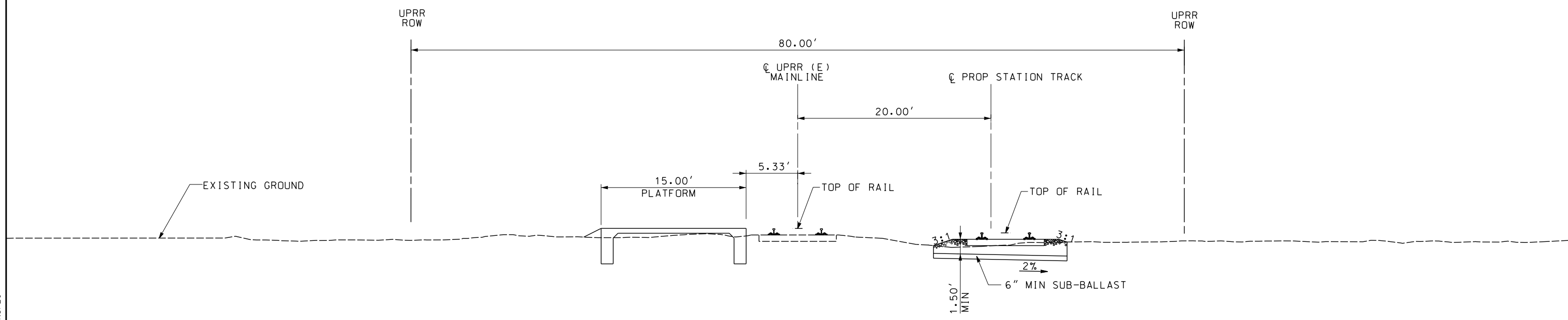
SAN JOAQUIN REGIONAL RAIL COMMISSION
 VALLEY RAIL – SACRAMENTO EXTENSION

 MIDTOWN SACRAMENTO STATION
 TRACK ALIGNMENT – KEY MAP
 STA. 10+00 TO STA. 30+39.40

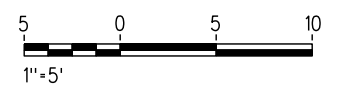
ENVIRONMENTAL ALTERNATIVE CODE
 DRAWING NO.
TT-B0001-MS
 SCALE
 NONE
 SHEET NO.
 127 OF 160



TYPICAL SECTION A
 DOUBLE TRACK
 STA. 10+00 TO STA. 15+47.61
 STA. 25+48.40 TO STA. 30+39.40



TYPICAL SECTION B
 MIDTOWN SACRAMENTO STATION
 STA. 15+74.61 TO STA. 25+48.40



\$USER \$DATE \$TIME \$DGN\$SPEC

NOT FOR CONSTRUCTION

REV	DATE	BY	CHK	APP	DESCRIPTION

DESIGNED BY
A. SHIELDS
 DRAWN BY
A. SHIELDS
 CHECKED BY
D. HARTMAN
 IN CHARGE
D. COWIN
 DATE
09-21-2020

TRANSPORTATION **AECOM**
AECOM
 300 Lakeside Dr, Suite 400
 Oakland, CA 94612
 T 510.893.3600 F 510.874.3268
 www.aecom.com



SAN JOAQUIN
REGIONAL
RAIL COMMISSION

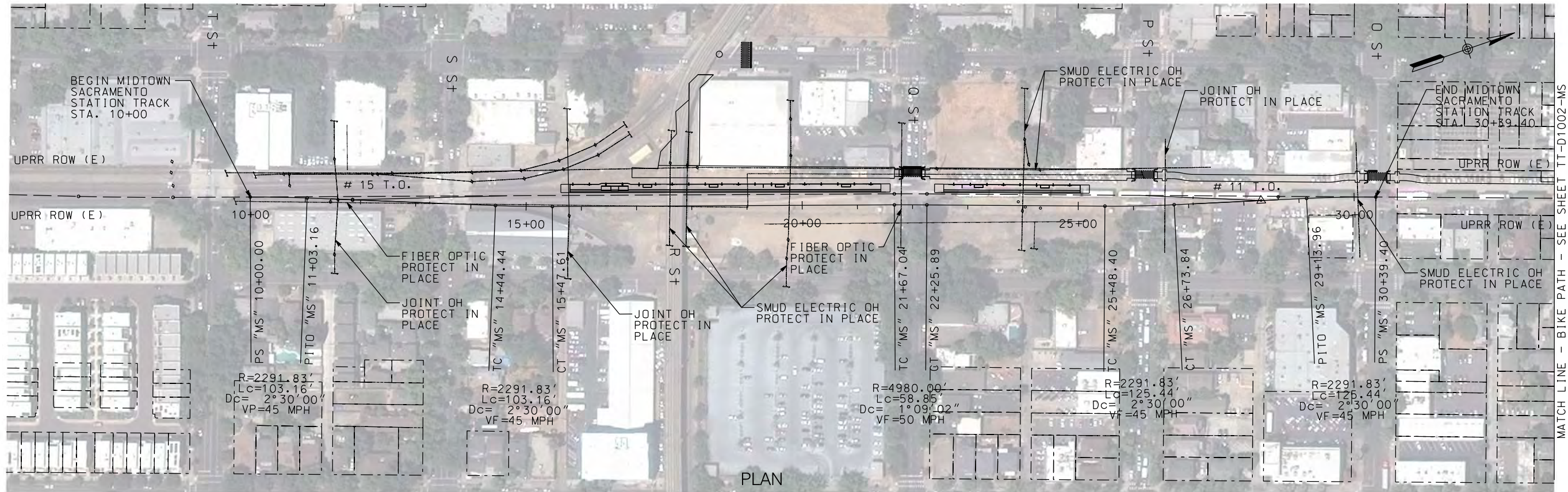


ACE
ALYAHGHT CORRIDOR EXPRESS

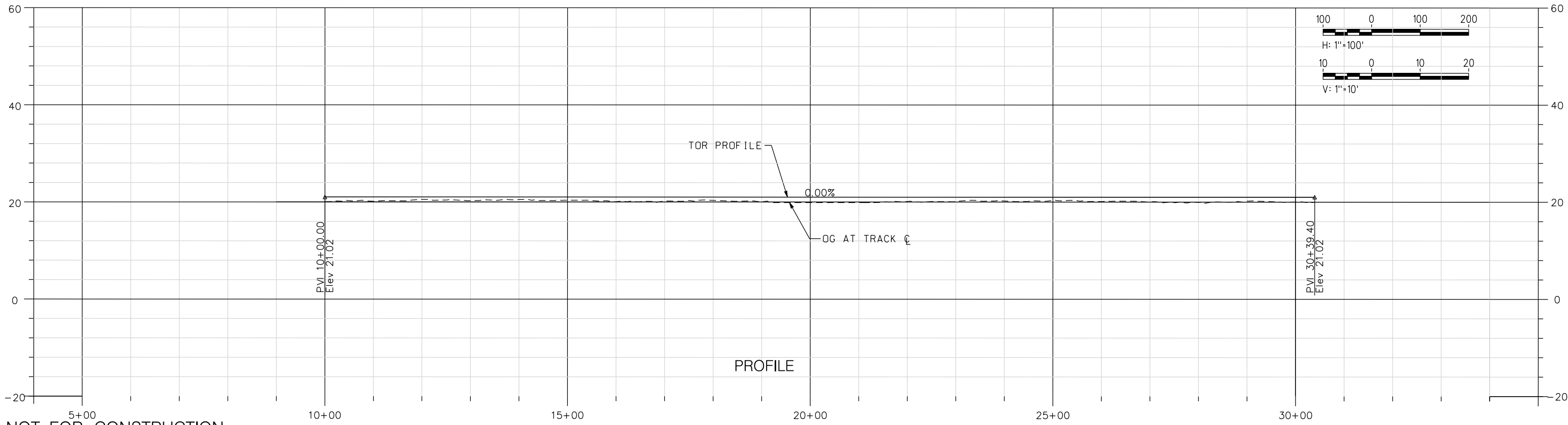
15% PRELIMINARY ENGINEERING

SAN JOAQUIN REGIONAL RAIL COMMISSION
 VALLEY RAIL – SACRAMENTO EXTENSION
 MIDTOWN SACRAMENTO STATION – TRACK ALIGNMNET
 TYPICAL SECTIONS
 SHEET 1 OF 1

ENVIRONMENTAL ALTERNATIVE CODE
 DRAWING NO.
TT-D0001-MS
 SCALE
1" = 5'
 SHEET NO.
128 OF 160



PLAN



PROFILE

NOT FOR CONSTRUCTION

REV	DATE	BY	CHK	APP	DESCRIPTION

DESIGNED BY
A. SHIELDS

DRAWN BY
A. SHIELDS

CHECKED BY
D. HARTMAN

IN CHARGE
D. CDWIN

DATE
09-21-2020

TRANSPORTATION
AECOM
300 Lakeside Dr, Suite 400
Oakland, CA 94612
T 510.893.3600 F 510.874.3268
www.aecom.com



SAN JOAQUIN REGIONAL RAIL COMMISSION
VALLEY RAIL – SACRAMENTO EXTENSION
MIDTOWN SACRAMENTO STATION
TRACK ALIGNMENT
PLAN AND PROFILE
STA. 10+00 TO STA. 30+39.40

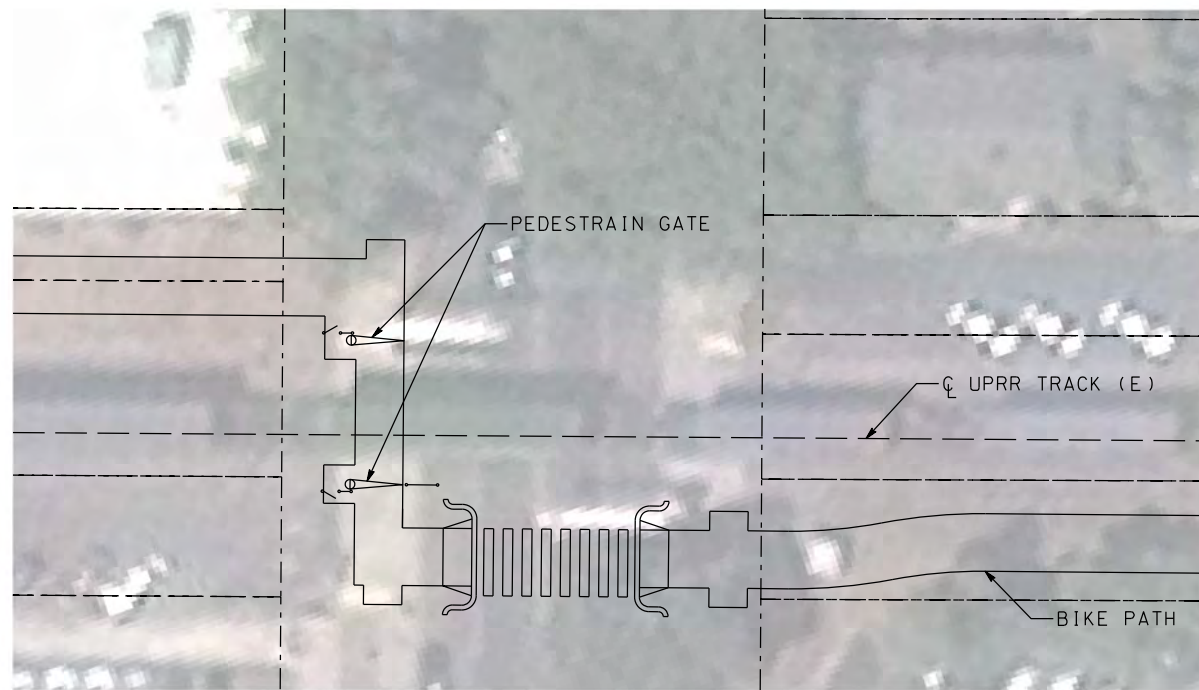
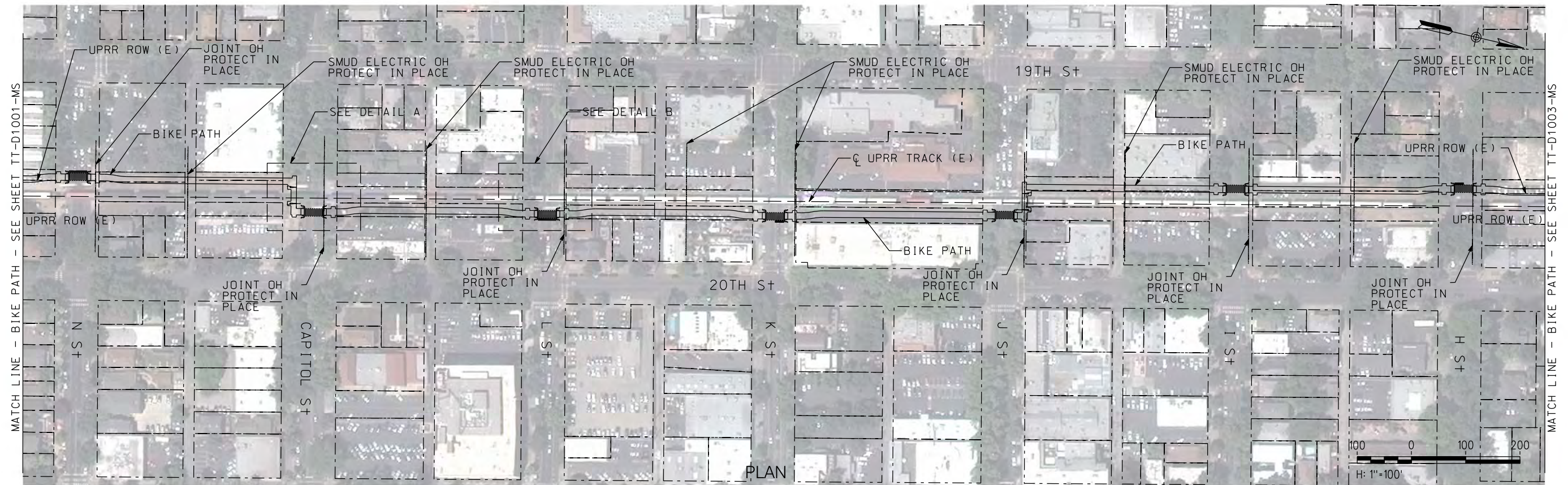
ENVIRONMENTAL ALTERNATIVE CODE

DRAWING NO.
TT-D1001-MS

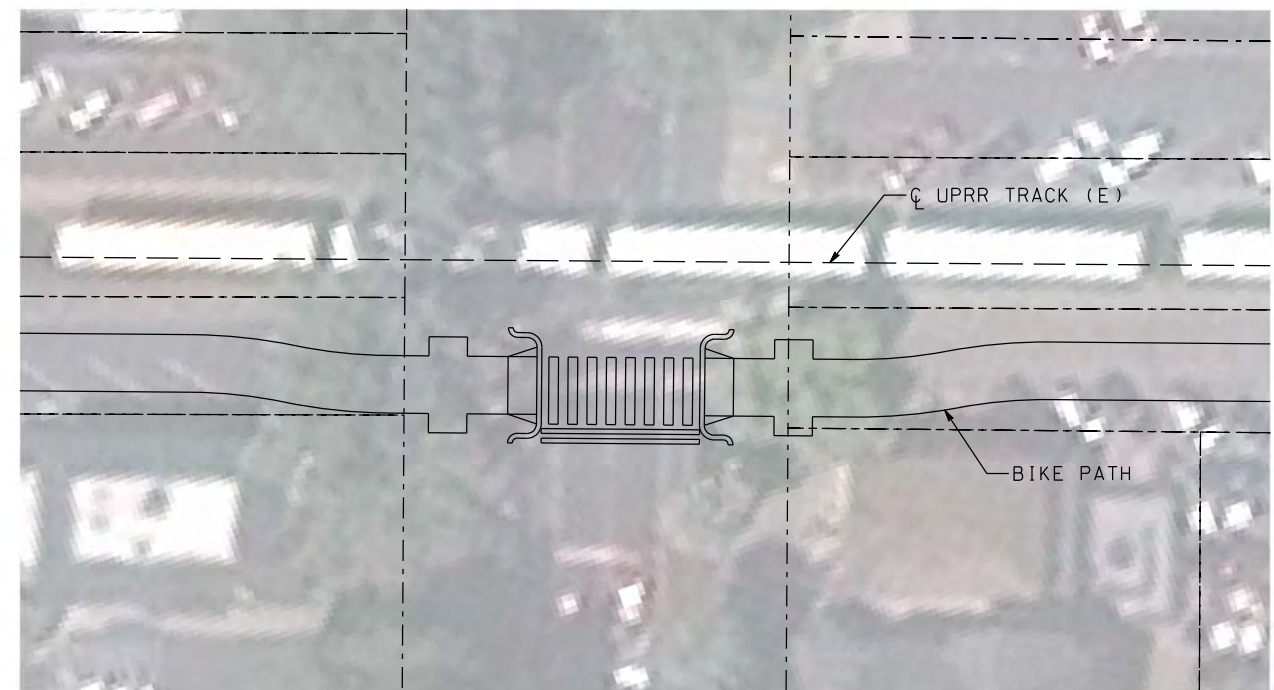
SCALE
AS SHOWN

SHEET NO.
129 OF 160

MATCH LINE - BIKE PATH - SEE SHEET TT-D1002-MS



DETAIL A - PEDESTRIAN CROSSING
NTS



DETAIL B - PEDESTRIAN CROSSING
NTS

\$DCNSPEC
\$TIME
\$DATE
\$USER

NOT FOR CONSTRUCTION

REV	DATE	BY	CHK	APP	DESCRIPTION

DESIGNED BY A. SHIELDS	TRANSPORTATION AECOM
DRAWN BY A. SHIELDS	AECOM 300 Lakeside Dr, Suite 400 Oakland, CA 94612 T 510.893.3600 F 510.874.3268
CHECKED BY D. HARTMAN	www.aecom.com
IN CHARGE D. CDWIN	
DATE 09-21-2020	



SAN JOAQUIN
REGIONAL
RAIL COMMISSION



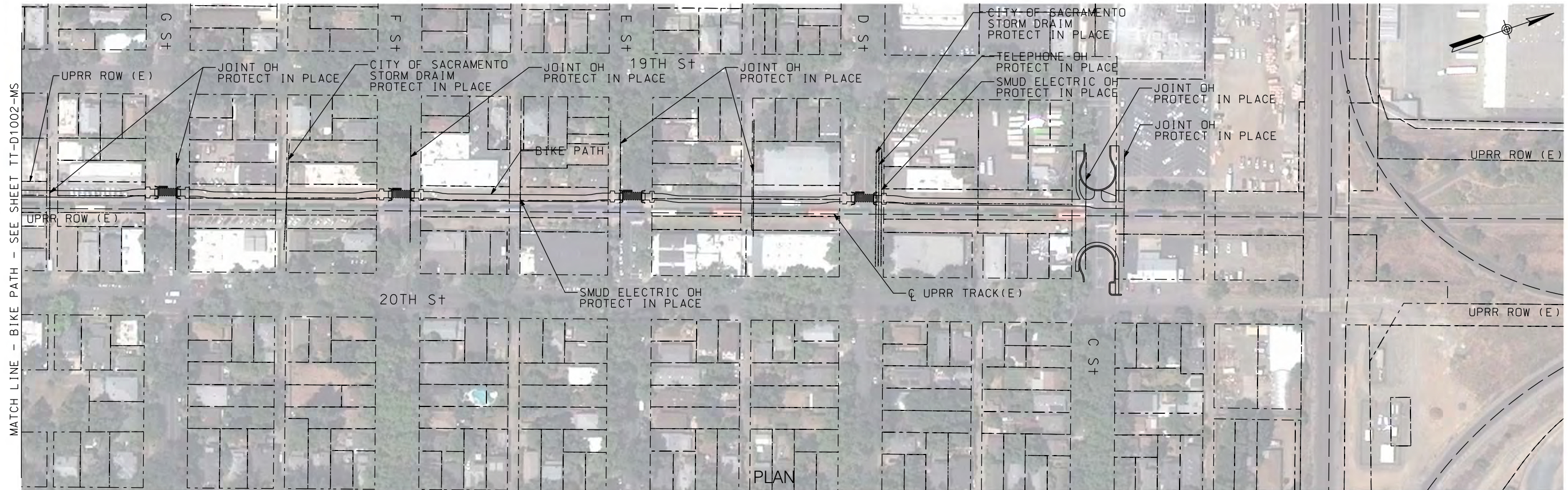
ACE
ALTA MONT CORRIDOR EXPRESS

15% PRELIMINARY ENGINEERING

SAN JOAQUIN REGIONAL RAIL COMMISSION
VALLEY RAIL - SACRAMENTO EXTENSION

MIDTOWN SACRAMENTO STATION
TRACK ALIGNMENT
BIKE PATH

ENVIRONMENTAL ALTERNATIVE CODE
DRAWING NO. TT-D1002-MS
SCALE AS SHOWN
SHEET NO. 130 OF 160



MATCH LINE - BIKE PATH - SEE SHEET TT-D1002-MS



\$USER \$DATE \$TIME \$DCNSPEC

NOT FOR CONSTRUCTION

REV	DATE	BY	CHK	APP	DESCRIPTION

DESIGNED BY A. SHIELDS	TRANSPORTATION AECOM 300 Lakeside Dr, Suite 400 Oakland, CA 94612 T 510.893.3600 F 510.874.3268 www.aecom.com
DRAWN BY A. SHIELDS	
CHECKED BY D. HARTMAN	
IN CHARGE D. CDWIN	
DATE 09-21-2020	

SAN JOAQUIN REGIONAL RAIL COMMISSION

ALTAMONT CORRIDOR EXPRESS

15% PRELIMINARY ENGINEERING

SAN JOAQUIN REGIONAL RAIL COMMISSION
 VALLEY RAIL - SACRAMENTO EXTENSION

MIDTOWN SACRAMENTO STATION
 TRACK ALIGNMENT
 BIKE PATH

ENVIRONMENTAL ALTERNATIVE CODE
DRAWING NO. TT-D1003-MS
SCALE AS SHOWN
SHEET NO. 131 OF 160



\$DATE \$TIME \$DCNSPEC \$USER

NOT FOR CONSTRUCTION

REV	DATE	BY	CHK	APP	DESCRIPTION

DESIGNED BY A. SHIELDS	TRANSPORTATION AECOM
DRAWN BY A. SHIELDS	AECOM 300 Lakeside Dr, Suite 400 Oakland, CA 94612 T 510.893.3600 F 510.874.3268
CHECKED BY D. HARTMAN	www.aecom.com
IN CHARGE D. CDWIN	
DATE 09-21-2020	



SAN JOAQUIN
REGIONAL
RAIL COMMISSION



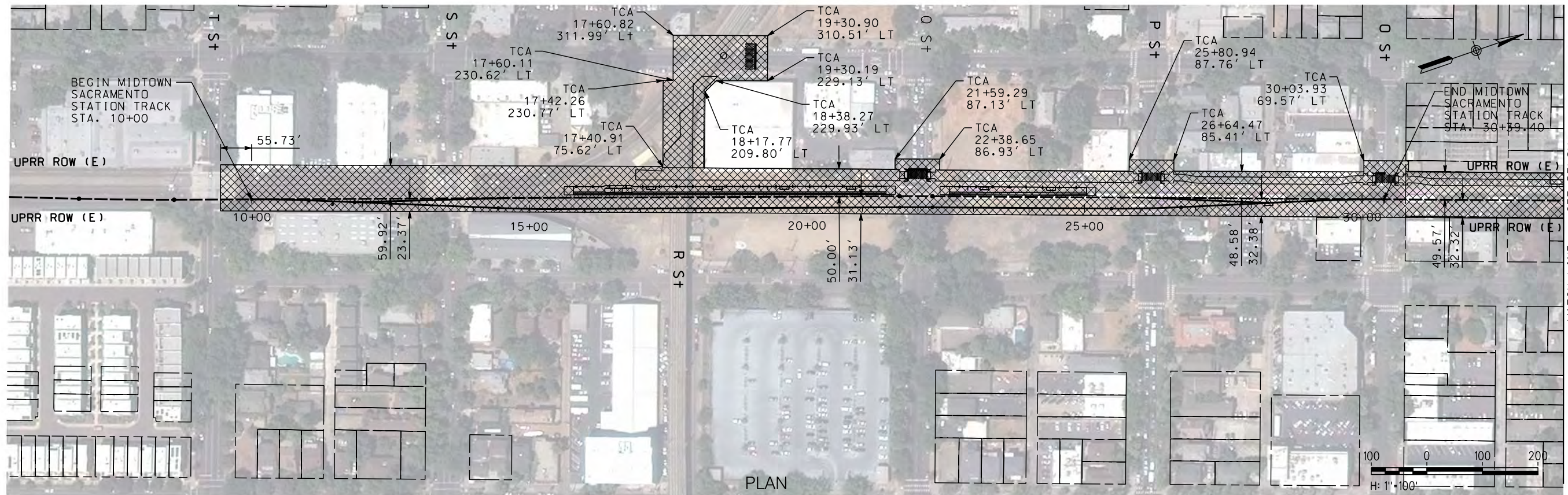
ACE
ALTA MOUNT CORRIDOR EXPRESS

15% PRELIMINARY ENGINEERING

SAN JOAQUIN REGIONAL RAIL COMMISSION
 VALLEY RAIL – SACRAMENTO EXTENSION

 MIDTOWN SACRAMENTO STATION
 SITE PLAN

ENVIRONMENTAL ALTERNATIVE CODE
DRAWING NO. CV-E1001-MS
SCALE AS SHOWN
SHEET NO. 132 OF 160



\$DATE \$TIME \$DGN\$SPEC \$USER

NOT FOR CONSTRUCTION

REV	DATE	BY	CHK	APP	DESCRIPTION

DESIGNED BY
A. SHIELDS
 DRAWN BY
A. SHIELDS
 CHECKED BY
D. HARTMAN
 IN CHARGE
D. COWIN
 DATE
09-21-2020

TRANSPORTATION
AECOM
 300 Lakeside Dr, Suite 400
 Oakland, CA 94612
 T 510.893.3600 F 510.874.3268
 www.aecom.com



SAN JOAQUIN
REGIONAL
RAIL COMMISSION



ALFACENT CORRIDOR EXPRESS

15% PRELIMINARY ENGINEERING

SAN JOAQUIN REGIONAL RAIL COMMISSION
 VALLEY RAIL – SACRAMENTO EXTENSION
 MIDTOWN SACRAMENTO STATION
 TRACK ALIGNMENT
 TEMPORARY CONSTRUCTION AREAS PLAN
 STA. 10+00 TO STA. 30+39.40 AND BIKE PATH

ENVIRONMENTAL ALTERNATIVE CODE
 DRAWING NO.
CV-I1001-MS
 SCALE
 AS SHOWN
 SHEET NO.
 133 OF 160



MATCH LINE - BIKE PATH - SEE SHEET CV-11001-MS

PLAN

\$DATE \$TIME \$DGN\$SPEC \$USER

NOT FOR CONSTRUCTION

REV	DATE	BY	CHK	APP	DESCRIPTION

DESIGNED BY
A. SHIELDS
DRAWN BY
A. SHIELDS
CHECKED BY
D. HARTMAN
IN CHARGE
D. CDWIN
DATE
09-21-2020

TRANSPORTATION **AECOM**
AECOM
300 Lakeside Dr, Suite 400
Oakland, CA 94612
T 510.893.3600 F 510.874.3268
www.aecom.com



SAN JOAQUIN
REGIONAL
RAIL COMMISSION

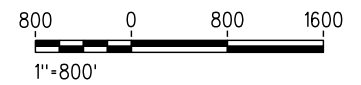


ALTAIR CORRIDOR EXPRESS

15% PRELIMINARY ENGINEERING

SAN JOAQUIN REGIONAL RAIL COMMISSION
VALLEY RAIL - SACRAMENTO EXTENSION
MIDTOWN SACRAMENTO STATION
TRACK ALIGNMENT
TEMPORARY CONSTRUCTION AREAS PLAN
BIKE PATH

ENVIRONMENTAL ALTERNATIVE CODE
DRAWING NO.
CV-11002-MS
SCALE
AS SHOWN
SHEET NO.
134 OF 160



\$USER \$DATE \$TIME \$DCNSPEC

NOT FOR CONSTRUCTION

REV	DATE	BY	CHK	APP	DESCRIPTION

DESIGNED BY A. SHIELDS	TRANSPORTATION AECOM 300 Lakeside Dr, Suite 400 Oakland, CA 94612 T 510.893.3600 F 510.874.3268 www.aecom.com
DRAWN BY A. SHIELDS	
CHECKED BY D. HARTMAN	
IN CHARGE D. COWIN	
DATE 09-21-2020	

SAN JOAQUIN REGIONAL RAIL COMMISSION

ALYANGHT CORRIDOR EXPRESS

15% PRELIMINARY ENGINEERING

SAN JOAQUIN REGIONAL RAIL COMMISSION
 VALLEY RAIL – SACRAMENTO EXTENSION

**DEL PASO SIDING UPGRADE AND EXTENSION
 TRACK ALIGNMENT – KEY MAP**
 STA. 10+00 TO STA. 211+61.91

ENVIRONMENTAL ALTERNATIVE CODE
DRAWING NO. TT-B1001-DP
SCALE AS SHOWN
SHEET NO. 135 OF 160

UPRR ROW

100.00'

☉ UPRR (E) MAINLINE

0' - 40.66'

☉ PROP TRACK

UPRR ROW

EXISTING GROUND

15.00' MIN.

TOP OF RAIL

2.50'

WALKWAY

3:1
1.50' MIN

6" MIN SUB-BALLAST

2.00 MIN'

1' MIN. DEPTH

TYPICAL SECTION A
DOUBLE TRACK
STA. 10+00 TO STA. 17+34.96

UPRR ROW

100.00'

☉ UPRR (E) MAINLINE

40.66'

☉ PROP TRACK

UPRR ROW

EXISTING GROUND

5.33'

30.00'

PLATFORM

TOP OF RAIL

2.50'

WALKWAY

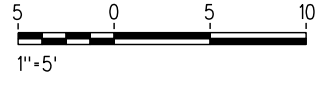
3:1
1.50' MIN

6" MIN SUB-BALLAST

2.00 MIN'

1' MIN. DEPTH

TYPICAL SECTION B
OLD SACRAMENTO STATION
STA. 17+34.96 TO 30+59.59



\$DATE \$TIME \$USER \$DGN\$SPEC

NOT FOR CONSTRUCTION

REV	DATE	BY	CHK	APP	DESCRIPTION

DESIGNED BY
A. SHIELDS
DRAWN BY
A. SHIELDS
CHECKED BY
D. HARTMAN
IN CHARGE
D. COWIN
DATE
09-21-2020

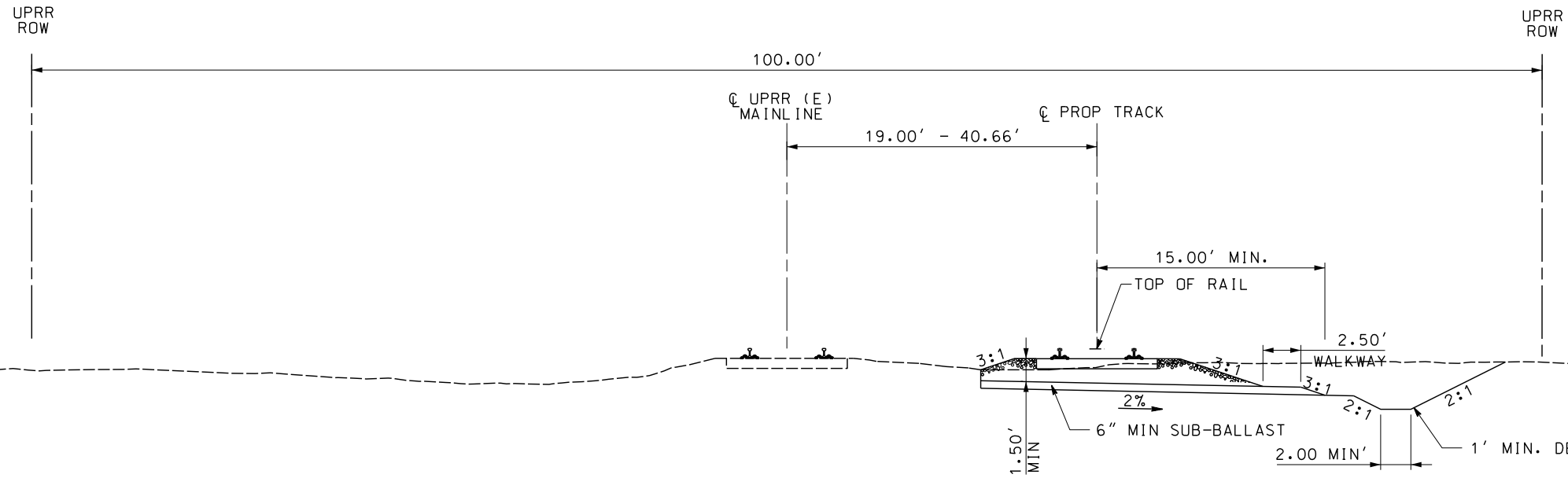
TRANSPORTATION
AECOM
AECOM
300 Lakeside Dr, Suite 400
Oakland, CA 94612
T 510.893.3600 F 510.874.3268
www.aecom.com

15% PRELIMINARY ENGINEERING

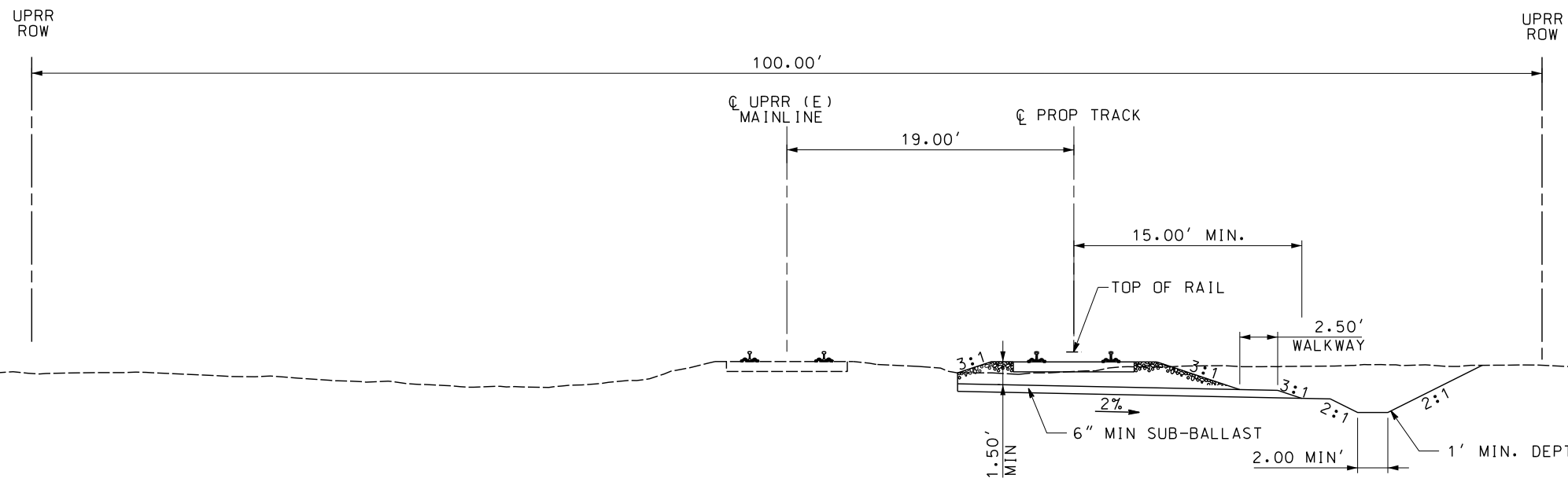
SAN JOAQUIN REGIONAL RAIL COMMISSION
VALLEY RAIL - SACRAMENTO EXTENSION

DEL PASO SIDING UPGRADE AND EXTENSION
TRACK ALIGNMENT - TYPICAL SECTIONS
SHEET 1 OF 5


ENVIRONMENTAL ALTERNATIVE CODE
DRAWING NO.
TT-D0001-DP
SCALE
1" = 5'
SHEET NO.
136 OF 160



TYPICAL SECTION C
 DOUBLE TRACK
 STA. 30+59.59 TO STA. 61+09.08



TYPICAL SECTION D
 DOUBLE TRACK
 STA. 61+09.08 TO STA. 93+56.16



\$USER \$DATE \$TIME \$DGN\$SPEC

NOT FOR CONSTRUCTION

REV	DATE	BY	CHK	APP	DESCRIPTION

DESIGNED BY
A. SHIELDS
 DRAWN BY
A. SHIELDS
 CHECKED BY
D. HARTMAN
 IN CHARGE
D. COWIN
 DATE
09-21-2020

TRANSPORTATION **AECOM**
AECOM
 300 Lakeside Dr, Suite 400
 Oakland, CA 94612
 T 510.893.3600 F 510.874.3268
 www.aecom.com



SAN JOAQUIN
REGIONAL
RAIL COMMISSION



ACE
ALYAHGHT CORRIDOR EXPRESS

15% PRELIMINARY ENGINEERING

SAN JOAQUIN REGIONAL RAIL COMMISSION
 VALLEY RAIL – SACRAMENTO EXTENSION
 DEL PASO SIDING UPGRADE AND EXTENSION
 TRACK ALIGNMENT – TYPICAL SECTIONS
 SHEET 2 OF 5

ENVIRONMENTAL ALTERNATIVE CODE
 DRAWING NO.
TT-D0002-DP
 SCALE
1" = 5'
 SHEET NO.
137 OF 160

UPRR ROW

100.00'

☉ UPRR (E) MAINLINE

☉ PROP TRACK

19.00' - 20.00'

15.00' MIN.

TOP OF RAIL

2.50' WALKWAY

EXISTING GROUND

3:1
1.50' MIN

2%
6" MIN SUB-BALLAST

2:1
2.00 MIN'

2:1
1' MIN. DEPTH

TYPICAL SECTION E
DOUBLE TRACK
STA. 93+56.16 TO STA. 102+11.12

UPRR ROW

100.00'

☉ UPRR (E) MAINLINE

☉ PROP TRACK

20.00'

15.00' MIN.

TOP OF RAIL

2.50' WALKWAY

EXISTING GROUND

3:1
1.50' MIN

2%
6" MIN SUB-BALLAST

2:1
2.00 MIN'

2:1
1' MIN. DEPTH

TYPICAL SECTION F
DOUBLE TRACK
STA. 102+11.12 TO STA. 138+81.08



\$USER \$DATE \$TIME \$DGN\$SPEC

NOT FOR CONSTRUCTION

REV	DATE	BY	CHK	APP	DESCRIPTION

DESIGNED BY
A. SHIELDS
DRAWN BY
A. SHIELDS
CHECKED BY
D. HARTMAN
IN CHARGE
D. COWIN
DATE
09-21-2020

TRANSPORTATION
AECOM
AECOM
300 Lakeside Dr, Suite 400
Oakland, CA 94612
T 510.893.3600 F 510.874.3268
www.aecom.com



SAN JOAQUIN
REGIONAL
RAIL COMMISSION



ACE
ALYAHGHT CORRIDOR EXPRESS

15% PRELIMINARY ENGINEERING

SAN JOAQUIN REGIONAL RAIL COMMISSION
VALLEY RAIL – SACRAMENTO EXTENSION

DEL PASO SIDING UPGRADE AND EXTENSION
TRACK ALIGNMENT – TYPICAL SECTIONS
SHEET 3 OF 5

ENVIRONMENTAL ALTERNATIVE CODE
DRAWING NO.
TT-D0003-DP
SCALE
1" = 5'
SHEET NO.
138 OF 160

UPRR ROW

100.00'

☐ UPRR (E) MAINLINE

☐ PROP TRACK

17.00' - 20.00'

15.00' MIN.

TOP OF RAIL

2.50' WALKWAY

EXISTING GROUND

3:1
1.50' MIN

2%
6" MIN SUB-BALLAST

2:1
2.00 MIN'

2:1
1' MIN. DEPTH

TYPICAL SECTION G
DOUBLE TRACK
STA. 138+81.08 TO STA. 145+38.38

UPRR ROW

100.00'

☐ UPRR (E) MAINLINE

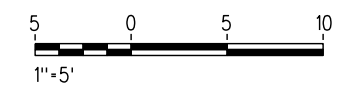
☐ PROP TRACK

17.00'

REPLACE RAIL, RAIL FASTNERS, TIES AND BALLAST

EXISTING GROUND

TYPICAL SECTION H
DOUBLE TRACK
STA. 145+38.38 TO STA. 206+17.38



\$USER \$DATE \$TIME \$DGN\$SPEC

NOT FOR CONSTRUCTION

REV	DATE	BY	CHK	APP	DESCRIPTION

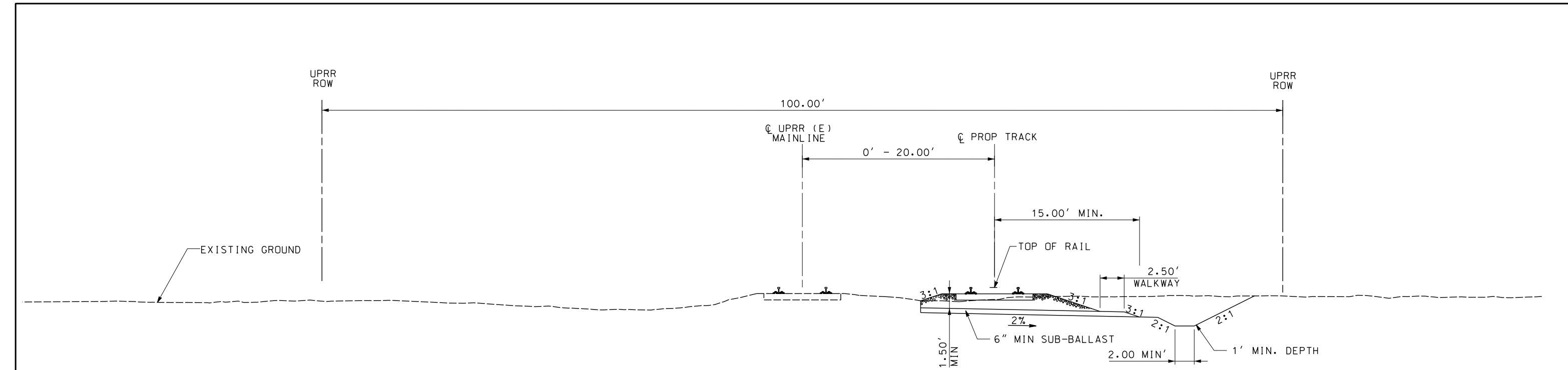
DESIGNED BY
A. SHIELDS
DRAWN BY
A. SHIELDS
CHECKED BY
D. HARTMAN
IN CHARGE
D. COWIN
DATE
09-21-2020

TRANSPORTATION
AECOM
AECOM
300 Lakeside Dr, Suite 400
Oakland, CA 94612
T 510.893.3600 F 510.874.3268
www.aecom.com

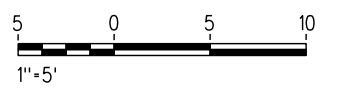
SAN JOAQUIN REGIONAL RAIL COMMISSION
ACE
ALTAMONT CORRIDOR EXPRESS
15% PRELIMINARY ENGINEERING

SAN JOAQUIN REGIONAL RAIL COMMISSION
VALLEY RAIL - SACRAMENTO EXTENSION
DEL PASO SIDING UPGRADE AND EXTENSION
TRACK ALIGNMENT - TYPICAL SECTIONS
SHEET 4 OF 5

ENVIRONMENTAL ALTERNATIVE CODE
DRAWING NO.
TT-D0004-DP
SCALE
1" = 5'
SHEET NO.
139 OF 160



TYPICAL SECTION I
 DOUBLE TRACK
 STA. 206+17.38 TO STA. 211+61.91



NOT FOR CONSTRUCTION

REV	DATE	BY	CHK	APP	DESCRIPTION

DESIGNED BY
A. SHIELDS

DRAWN BY
A. SHIELDS

CHECKED BY
D. HARTMAN

IN CHARGE
D. COWIN

DATE
09-21-2020

TRANSPORTATION **AECOM**

AECOM
 300 Lakeside Dr, Suite 400
 Oakland, CA 94612
 T 510.893.3600 F 510.874.3268

www.aecom.com

SAN JOAQUIN REGIONAL RAIL COMMISSION

ACE
 ALTAMONT CORRIDOR EXPRESS

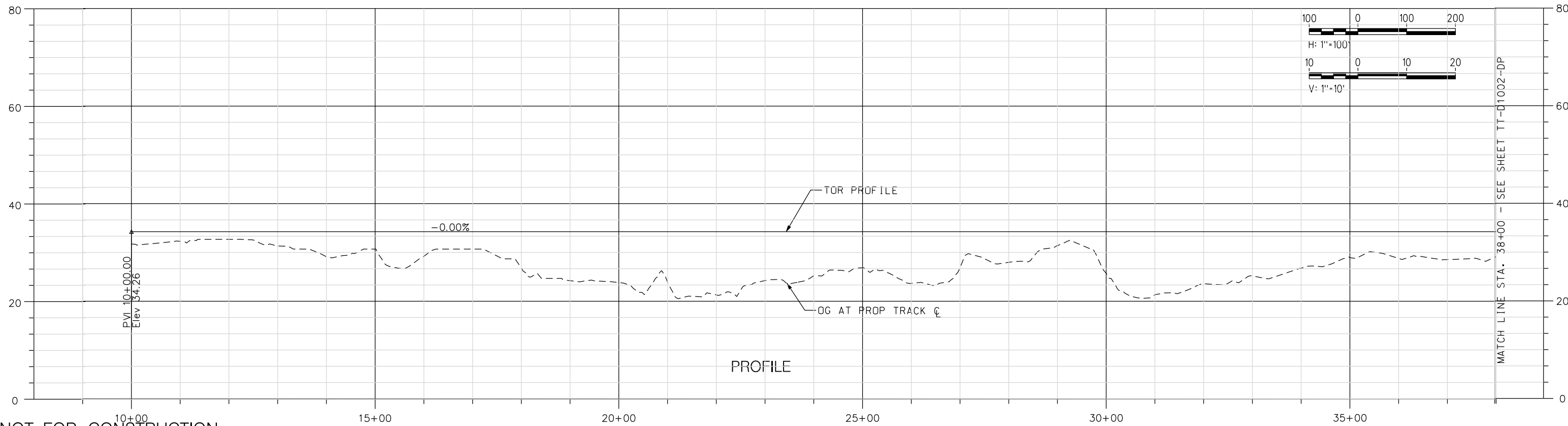
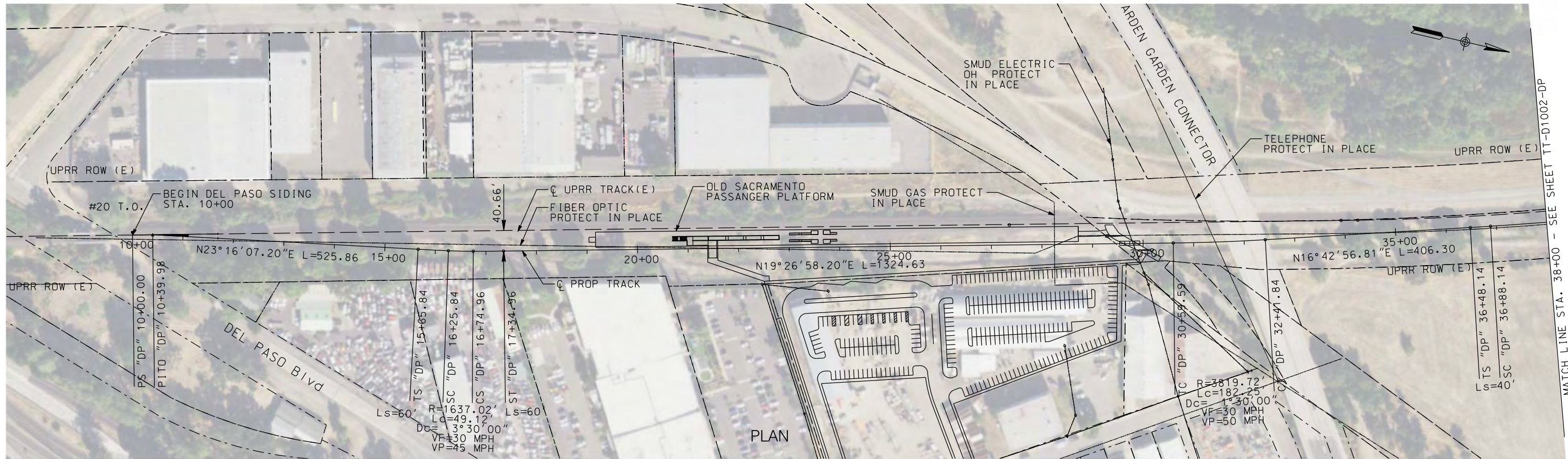
15% PRELIMINARY ENGINEERING

SAN JOAQUIN REGIONAL RAIL COMMISSION
 VALLEY RAIL – SACRAMENTO EXTENSION

DEL PASO SIDING UPGRADE AND EXTENSION
 TRACK ALIGNMENT – TYPICAL SECTIONS
 SHEET 5 OF 5

ENVIRONMENTAL ALTERNATIVE CODE
DRAWING NO. TT-D0005-DP
SCALE 1" = 5'
SHEET NO. 140 OF 160

\$USER \$DATE \$TIME \$DGN\$SPEC



NOT FOR CONSTRUCTION

REV	DATE	BY	CHK	APP	DESCRIPTION

DESIGNED BY
A. SHIELDS

DRAWN BY
A. SHIELDS

CHECKED BY
D. HARTMAN

IN CHARGE
D. CDWIN

DATE
09-21-2020

TRANSPORTATION

AECOM

300 Lakeside Dr, Suite 400
Oakland, CA 94612
T 510.893.3600 F 510.874.3268

www.aecom.com

SAN JOAQUIN REGIONAL RAIL COMMISSION

VALLEY RAIL - SACRAMENTO EXTENSION

DEL PASO SIDING UPGRADE AND EXTENSION
TRACK ALIGNMENT - PLAN AND PROFILE
STA. 10+00 TO STA. 38+00

15% PRELIMINARY ENGINEERING

SAN JOAQUIN REGIONAL RAIL COMMISSION
VALLEY RAIL - SACRAMENTO EXTENSION

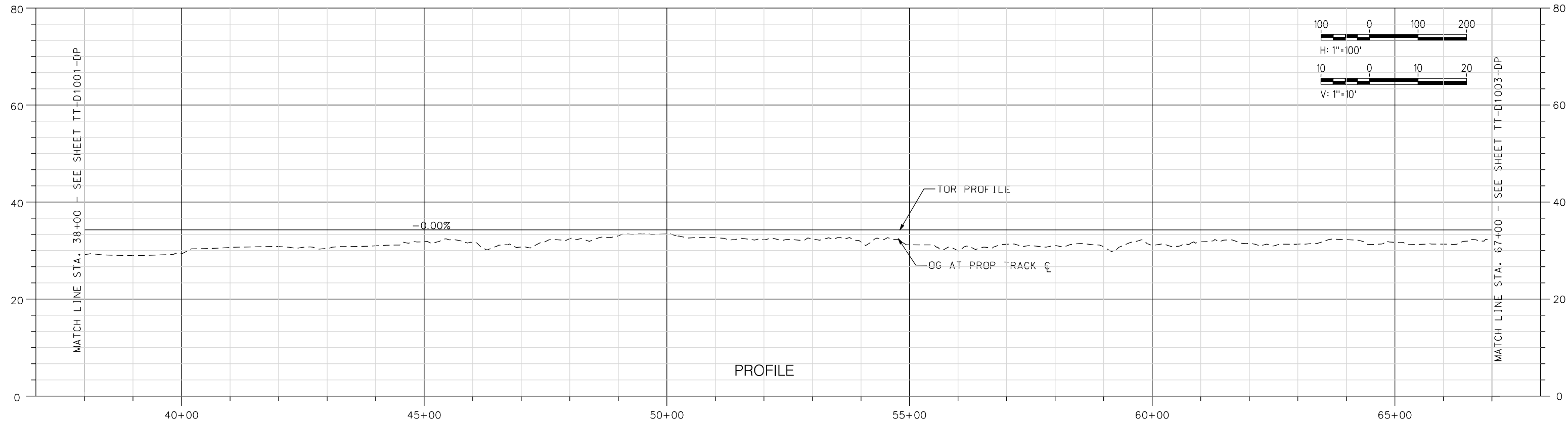
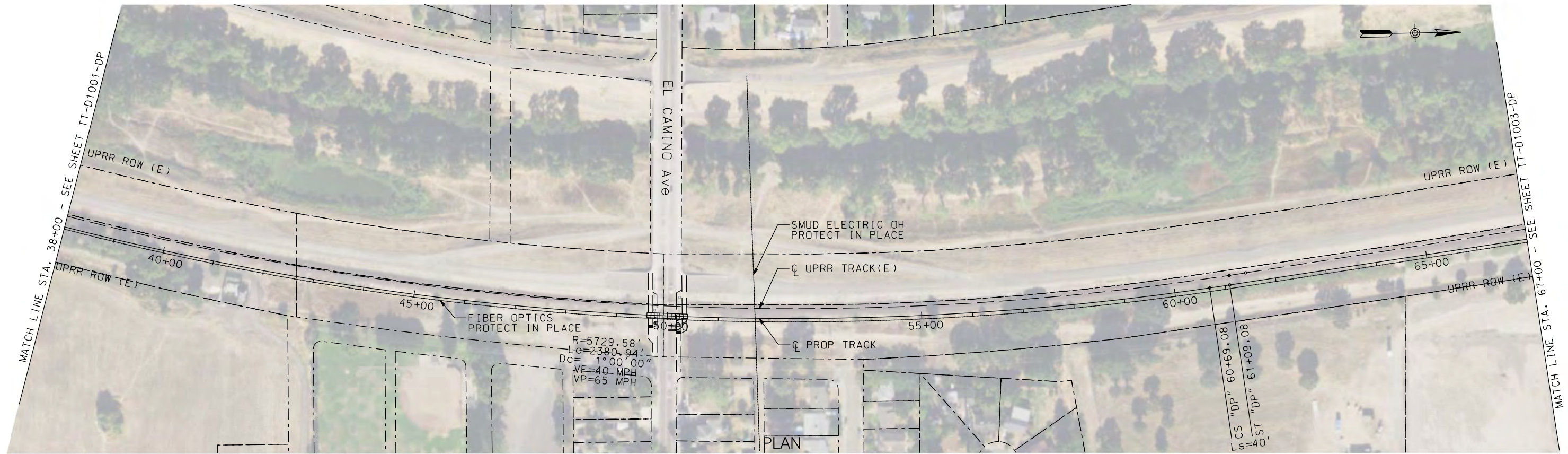
DEL PASO SIDING UPGRADE AND EXTENSION
TRACK ALIGNMENT - PLAN AND PROFILE
STA. 10+00 TO STA. 38+00

ENVIRONMENTAL ALTERNATIVE CODE

DRAWING NO.
TT-D1001-DP

SCALE
AS SHOWN

SHEET NO.
141 OF 160



NOT FOR CONSTRUCTION

REV	DATE	BY	CHK	APP	DESCRIPTION

DESIGNED BY
A. SHIELDS

DRAWN BY
A. SHIELDS

CHECKED BY
D. HARTMAN

IN CHARGE
D. CDWIN

DATE
09-21-2020

TRANSPORTATION

AECOM

300 Lakeside Dr, Suite 400
Oakland, CA 94612
T 510.893.3600 F 510.874.3268

www.aecom.com

SAN JOAQUIN REGIONAL RAIL COMMISSION



ACE
ALTA MONT CORRIDOR EXPRESS

15% PRELIMINARY ENGINEERING

SAN JOAQUIN REGIONAL RAIL COMMISSION
VALLEY RAIL - SACRAMENTO EXTENSION

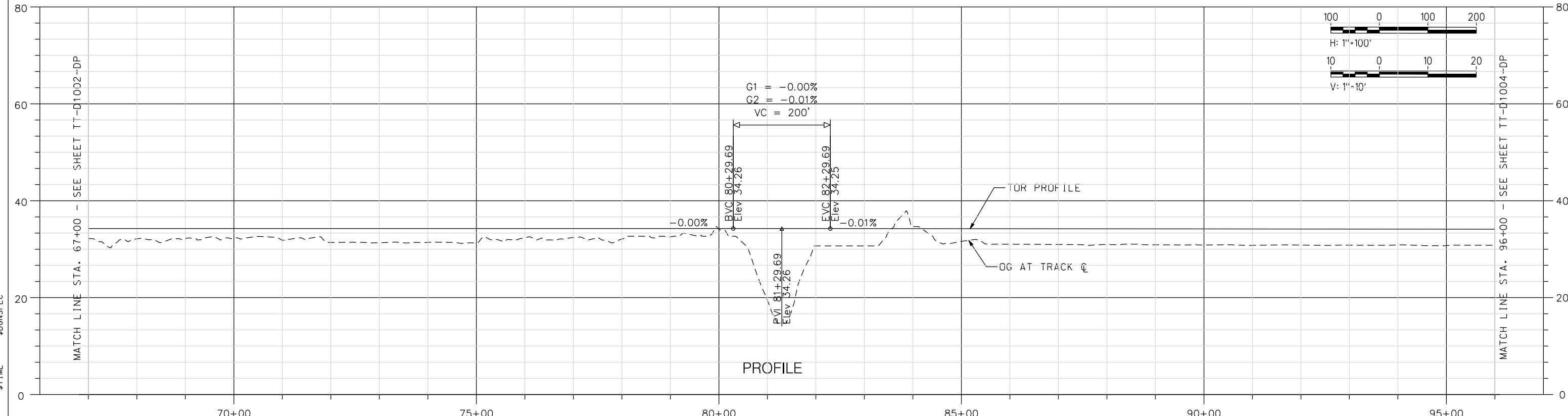
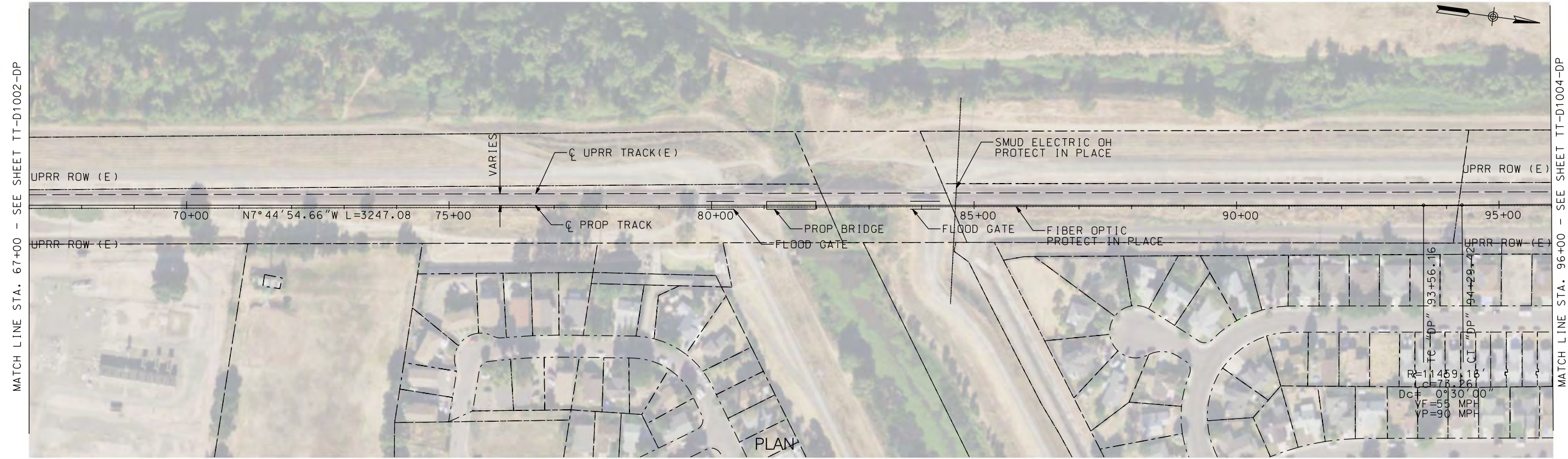
DEL PASO SIDING UPGRADE AND EXTENSION
TRACK ALIGNMENT - PLAN AND PROFILE
STA. 38+00 TO STA. 67+00

ENVIRONMENTAL ALTERNATIVE CODE

DRAWING NO.
TT-D1002-DP

SCALE
AS SHOWN

SHEET NO.
142 OF 160



NOT FOR CONSTRUCTION

REV	DATE	BY	CHK	APP	DESCRIPTION

DESIGNED BY A. SHIELDS	TRANSPORTATION
DRAWN BY A. SHIELDS	AECOM
CHECKED BY D. HARTMAN	300 Lakeside Dr, Suite 400 Oakland, CA 94612 T 510.893.3600 F 510.874.3268
IN CHARGE D. COWIN	www.aecom.com
DATE 09-21-2020	

SAN JOAQUIN
REGIONAL
RAIL COMMISSION

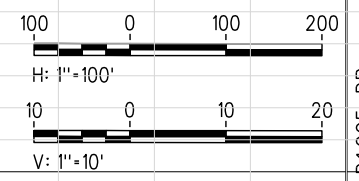
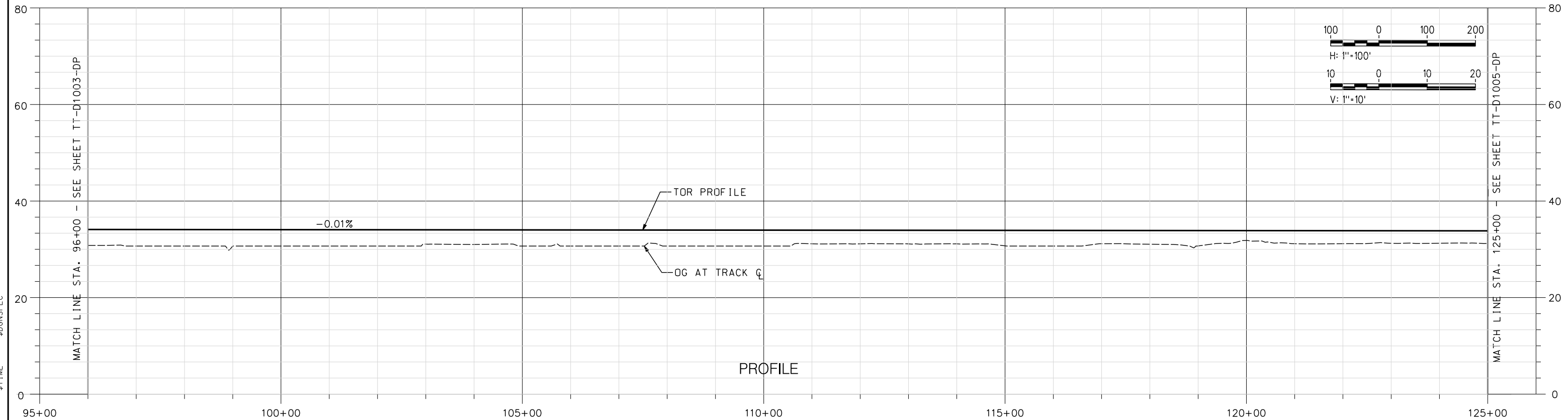
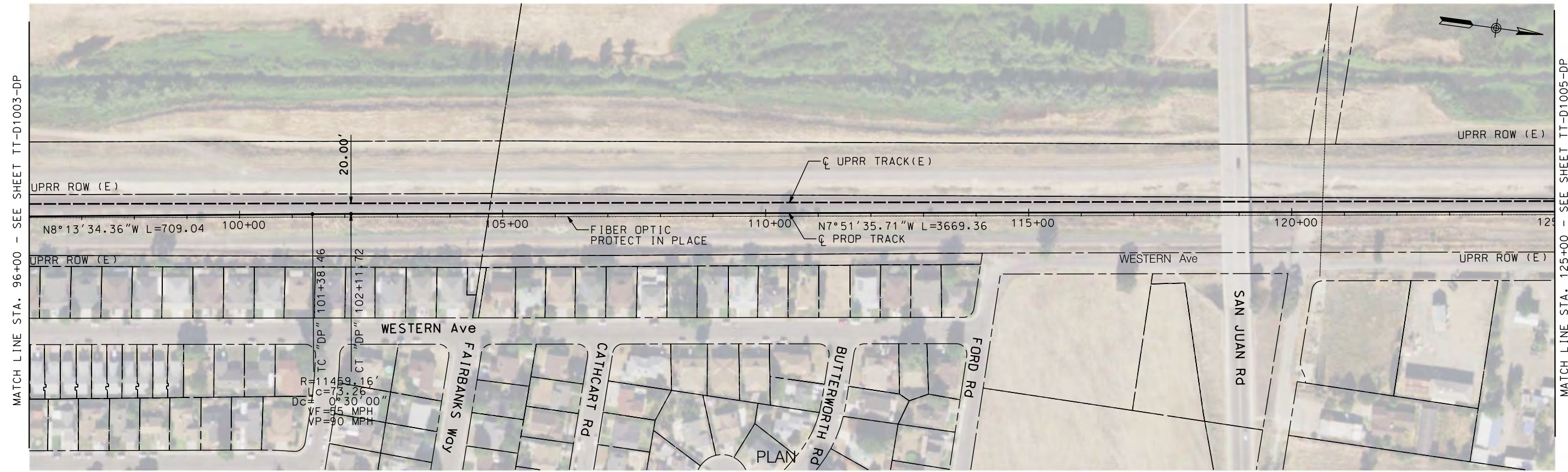
ACE
ALTA MONT CORRIDOR EXPRESS

15% PRELIMINARY ENGINEERING

SAN JOAQUIN REGIONAL RAIL COMMISSION
VALLEY RAIL – SACRAMENTO EXTENSION

DEL PASO SIDING UPGRADE AND EXTENSION
TRACK ALIGNMENT – PLAN AND PROFILE
STA. 67+00 TO STA. 96+00

ENVIRONMENTAL ALTERNATIVE CODE
DRAWING NO. TT-D1003-DP
SCALE AS SHOWN
SHEET NO. 143 OF 160



NOT FOR CONSTRUCTION

REV	DATE	BY	CHK	APP	DESCRIPTION

DESIGNED BY A. SHIELDS	TRANSPORTATION
DRAWN BY A. SHIELDS	AECOM
CHECKED BY D. HARTMAN	AECOM 300 Lakeside Dr, Suite 400 Oakland, CA 94612 T 510.893.3600 F 510.874.3268
IN CHARGE D. COWIN	www.aecom.com
DATE 09-21-2020	

SAN JOAQUIN
REGIONAL
RAIL COMMISSION

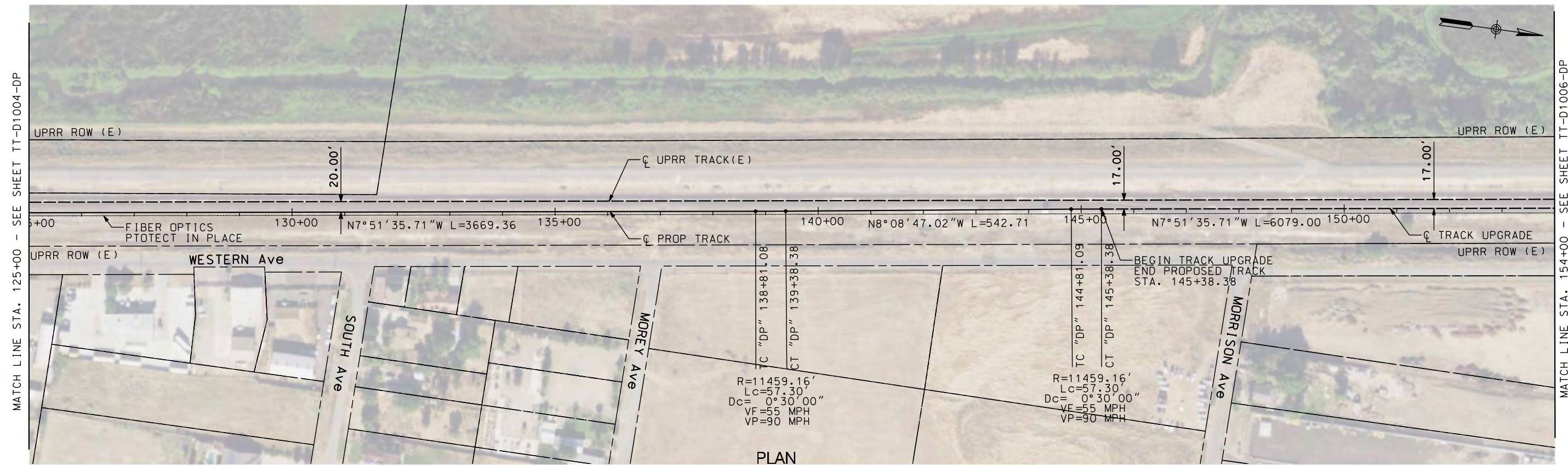
ACE
ALYANGHT CORRIDOR EXPRESS

15% PRELIMINARY ENGINEERING

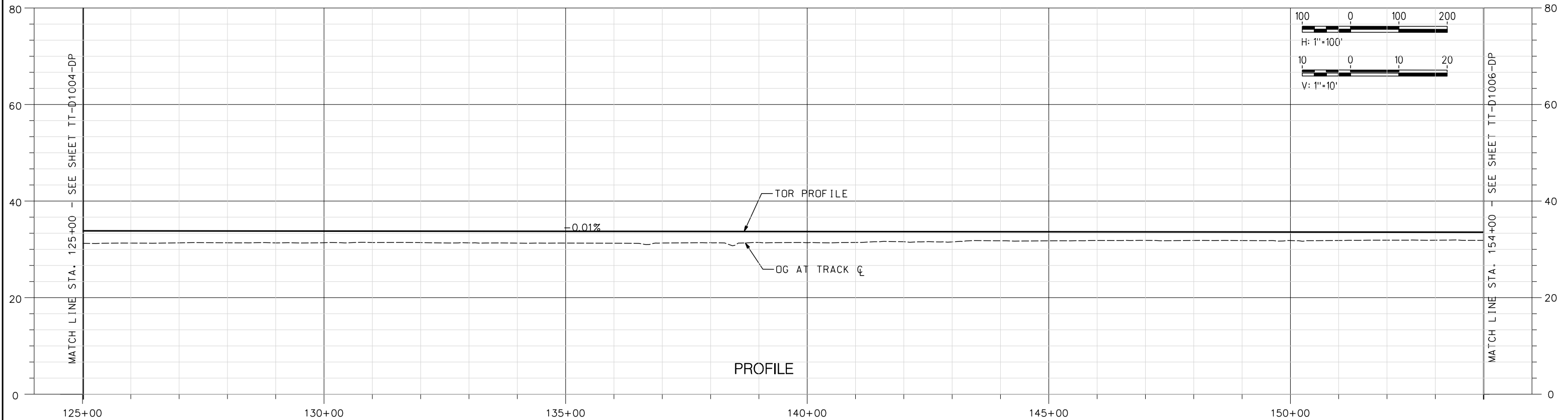
SAN JOAQUIN REGIONAL RAIL COMMISSION
VALLEY RAIL – SACRAMENTO EXTENSION

**DEL PASO SIDING UPGRADE AND EXTENSION
TRACK ALIGNMENT – PLAN AND PROFILE
STA. 96+00 TO STA. 125+00**

ENVIRONMENTAL ALTERNATIVE CODE
DRAWING NO. TT-D1004-DP
SCALE AS SHOWN
SHEET NO. 144 OF 160



PLAN



PROFILE

NOT FOR CONSTRUCTION

REV	DATE	BY	CHK	APP	DESCRIPTION

DESIGNED BY
A. SHIELDS
DRAWN BY
A. SHIELDS
CHECKED BY
D. HARTMAN
IN CHARGE
D. COWIN
DATE
09-21-2020

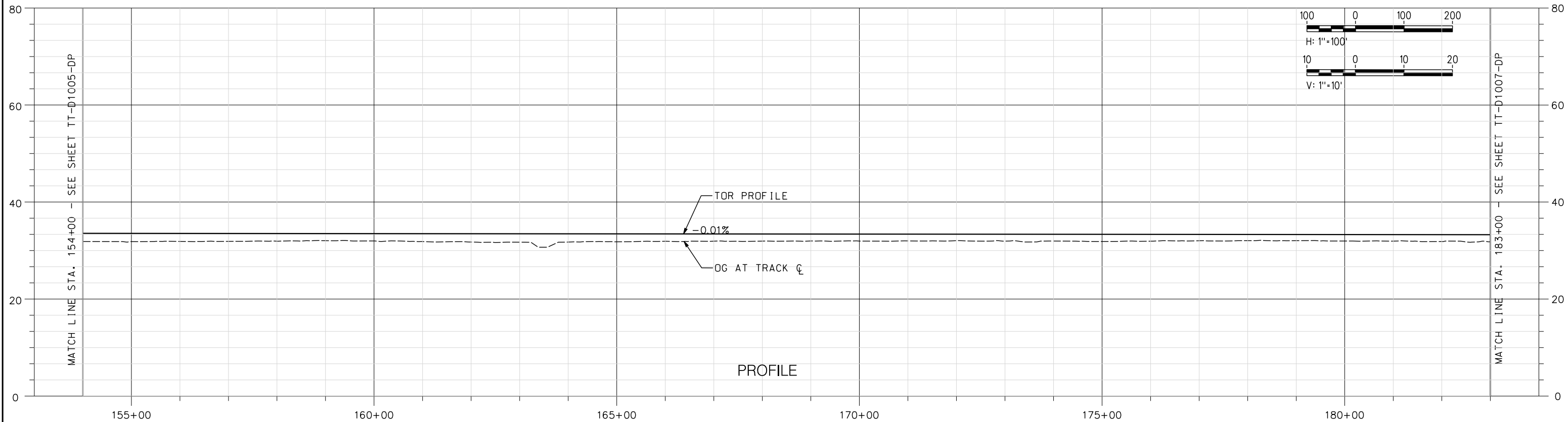
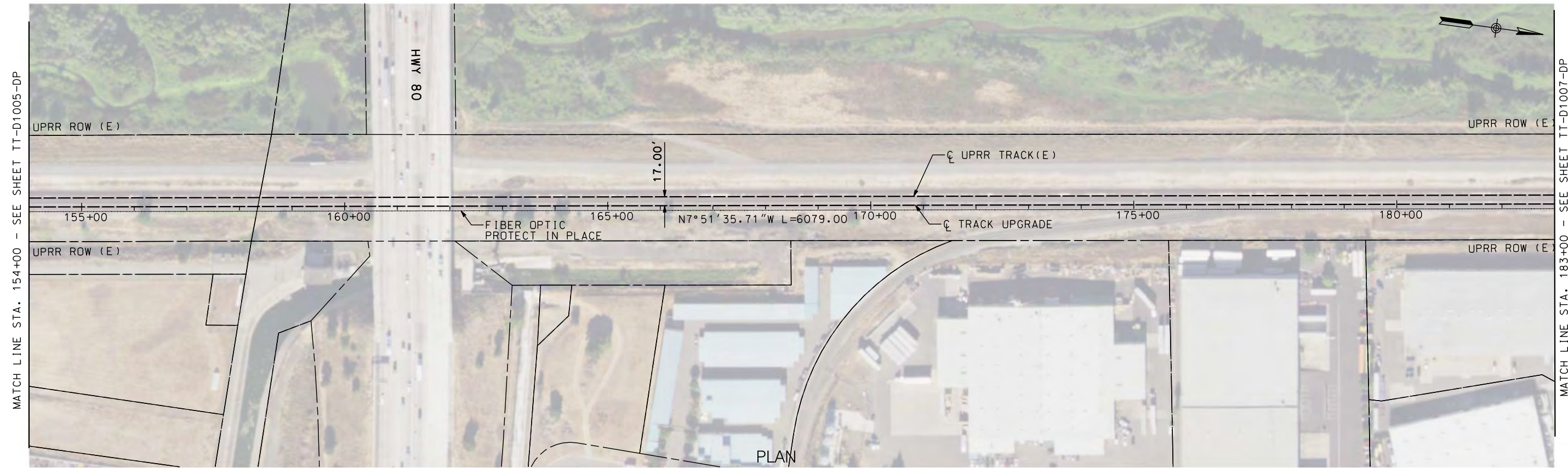
TRANSPORTATION
AECOM
AECOM
300 Lakeside Dr, Suite 400
Oakland, CA 94612
T 510.893.3600 F 510.874.3268
www.aecom.com



15% PRELIMINARY ENGINEERING

SAN JOAQUIN REGIONAL RAIL COMMISSION
VALLEY RAIL – SACRAMENTO EXTENSION
DEL PASO SIDING UPGRADE AND EXTENSION
TRACK ALIGNMENT – PLAN AND PROFILE
STA. 125+00 TO STA. 154+00

ENVIRONMENTAL ALTERNATIVE CODE
DRAWING NO.
TT-D1005-DP
SCALE
AS SHOWN
SHEET NO.
145 OF 160



NOT FOR CONSTRUCTION

REV	DATE	BY	CHK	APP	DESCRIPTION

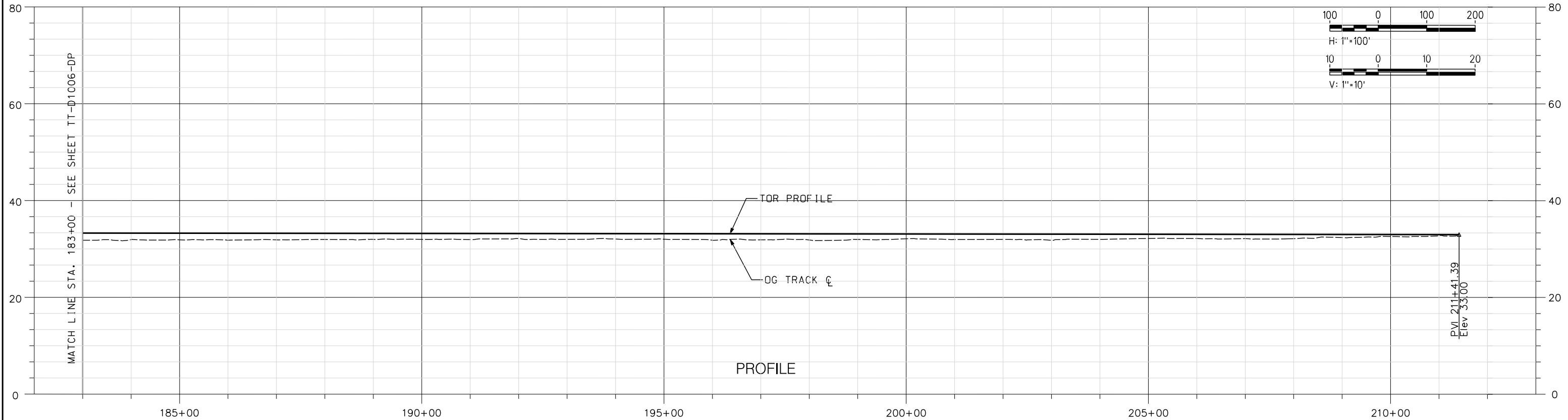
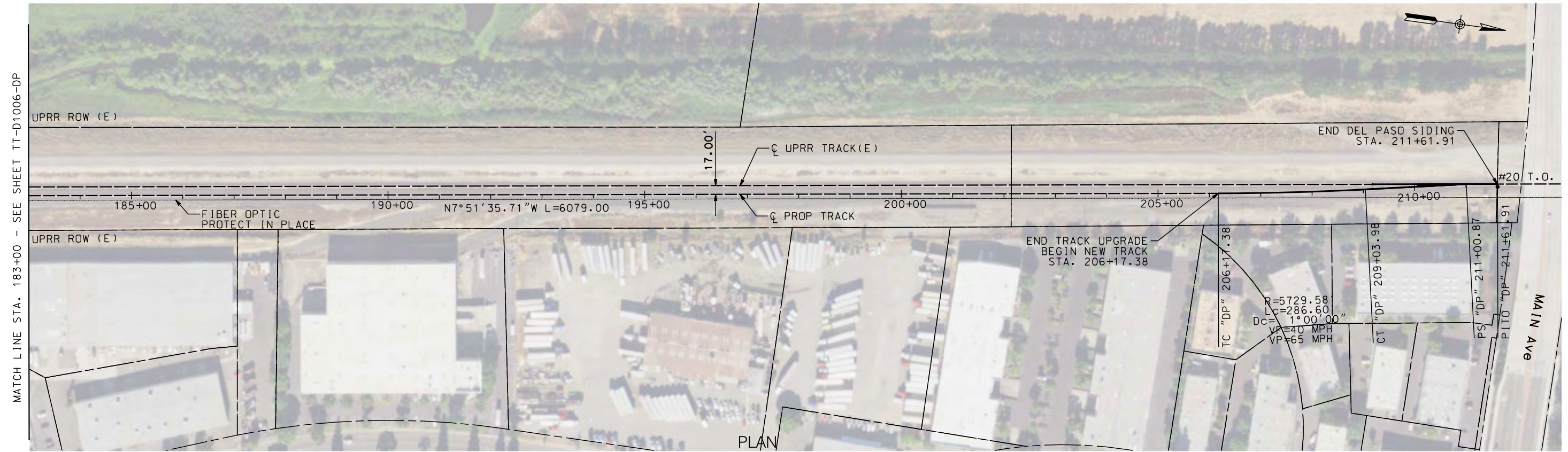
DESIGNED BY
A. SHIELDS
DRAWN BY
A. SHIELDS
CHECKED BY
D. HARTMAN
IN CHARGE
D. COWIN
DATE
09-21-2020

TRANSPORTATION
AECOM
AECOM
300 Lakeside Dr, Suite 400
Oakland, CA 94612
T 510.893.3600 F 510.874.3268
www.aecom.com

SAN JOAQUIN REGIONAL RAIL COMMISSION
ACE
ALYANGHT CORRIDOR EXPRESS
15% PRELIMINARY ENGINEERING

SAN JOAQUIN REGIONAL RAIL COMMISSION
VALLEY RAIL – SACRAMENTO EXTENSION
DEL PASO SIDING UPGRADE AND EXTENSION
TRACK ALIGNMENT – PLAN AND PROFILE
STA. 154+00 TO STA. 183+00

ENVIRONMENTAL ALTERNATIVE CODE
DRAWING NO. TT-D1006-DP
SCALE AS SHOWN
SHEET NO. 146 OF 160



NOT FOR CONSTRUCTION

REV	DATE	BY	CHK	APP	DESCRIPTION

DESIGNED BY
A. SHIELDS

DRAWN BY
A. SHIELDS

CHECKED BY
D. HARTMAN

IN CHARGE
D. COWIN

DATE
09-21-2020

TRANSPORTATION
AECOM

AECOM
300 Lakeside Dr, Suite 400
Oakland, CA 94612
T 510.893.3600 F 510.874.3268

www.aecom.com



SAN JOAQUIN REGIONAL RAIL COMMISSION
VALLEY RAIL – SACRAMENTO EXTENSION


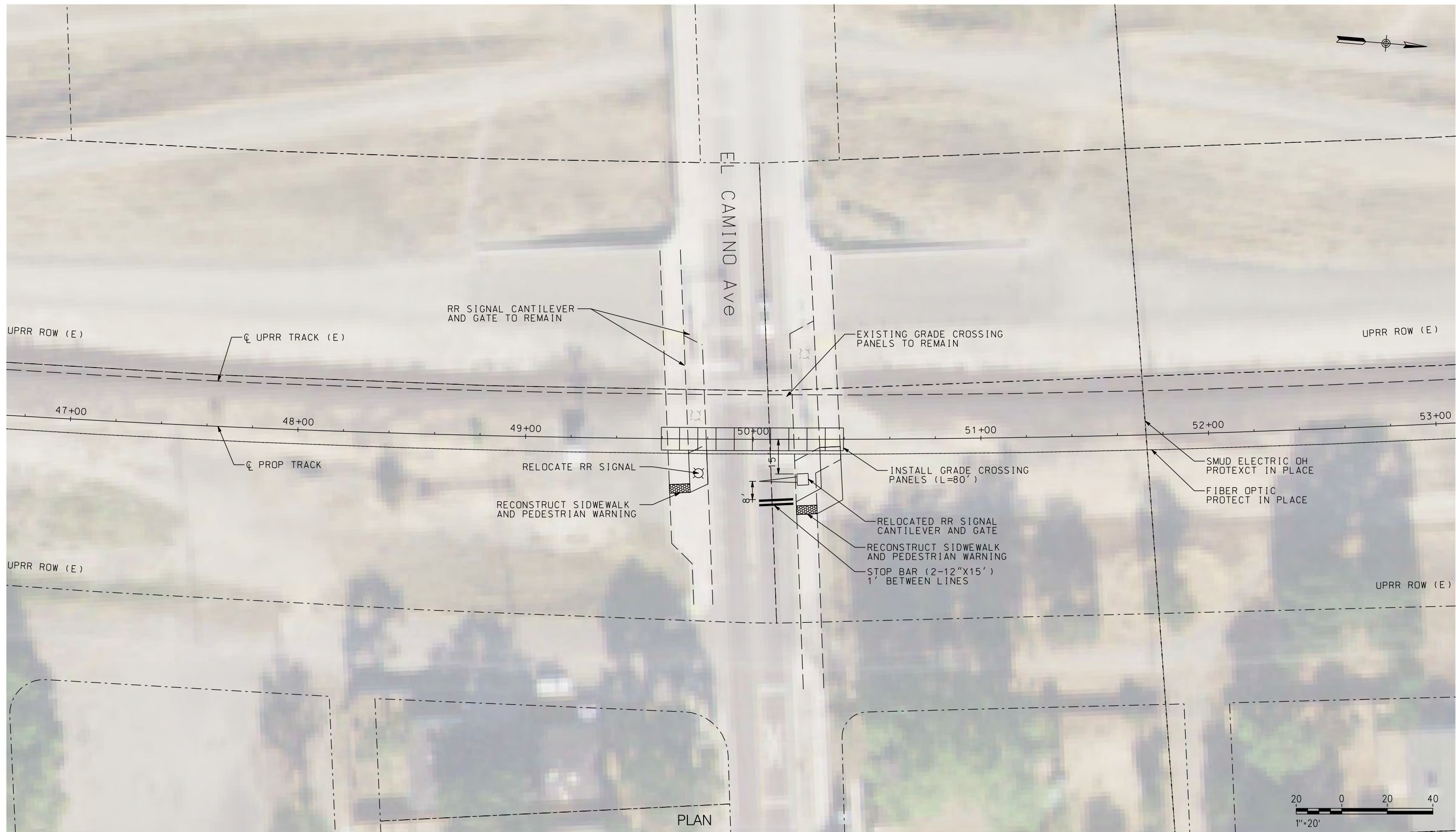
DEL PASO SIDING UPGRADE AND EXTENSION
TRACK ALIGNMENT – PLAN AND PROFILE
STA. 183+00 TO STA. 211+61.91

ENVIRONMENTAL ALTERNATIVE CODE

DRAWING NO.
TT-D1007-DP

SCALE
AS SHOWN

SHEET NO.
147 OF 160



PLAN

\$USER \$DATE \$TIME \$DCNSPEC

NOT FOR CONSTRUCTION

REV	DATE	BY	CHK	APP	DESCRIPTION

DESIGNED BY A. SHIELDS	TRANSPORTATION AECOM 300 Lakeside Dr, Suite 400 Oakland, CA 94612 T 510.893.3600 F 510.874.3268 www.aecom.com
DRAWN BY A. SHIELDS	
CHECKED BY D. HARTMAN	
IN CHARGE D. COWIN	
DATE 09-21-2020	

SAN JOAQUIN
REGIONAL
RAIL COMMISSION

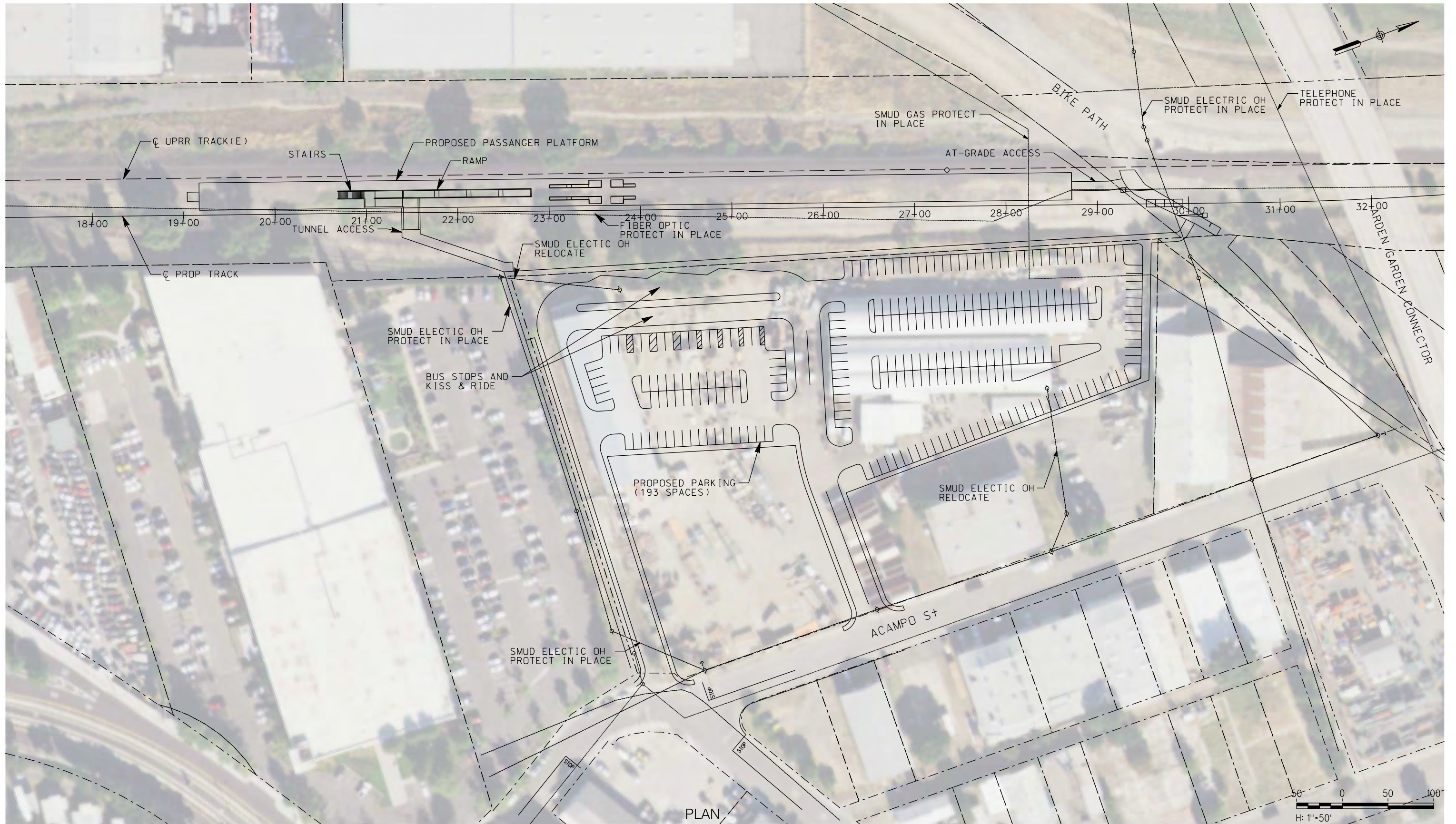
ACE
 ALTAMONT CORRIDOR EXPRESS

15% PRELIMINARY ENGINEERING


SAN JOAQUIN REGIONAL RAIL COMMISSION
VALLEY RAIL – SACRAMENTO EXTENSION

DEL PASO SIDING UPGRADE AND EXTENSION
AT-GRADE CROSSING IMPROVEMENTS
EL CAMINO AVENUE

ENVIRONMENTAL ALTERNATIVE CODE
DRAWING NO. CV-T1001-DP
SCALE AS SHOWN
SHEET NO. 148 OF 160



PLAN



\$DATE \$TIME \$DCNSPEC \$USER

NOT FOR CONSTRUCTION

REV	DATE	BY	CHK	APP	DESCRIPTION

DESIGNED BY
A. SHIELDS
DRAWN BY
A. SHIELDS
CHECKED BY
D. HARTMAN
IN CHARGE
D. CDWIN
DATE
09-21-2020

TRANSPORTATION **AECOM**
AECOM
300 Lakeside Dr, Suite 400
Oakland, CA 94612
T 510.893.3600 F 510.874.3268
www.aecom.com

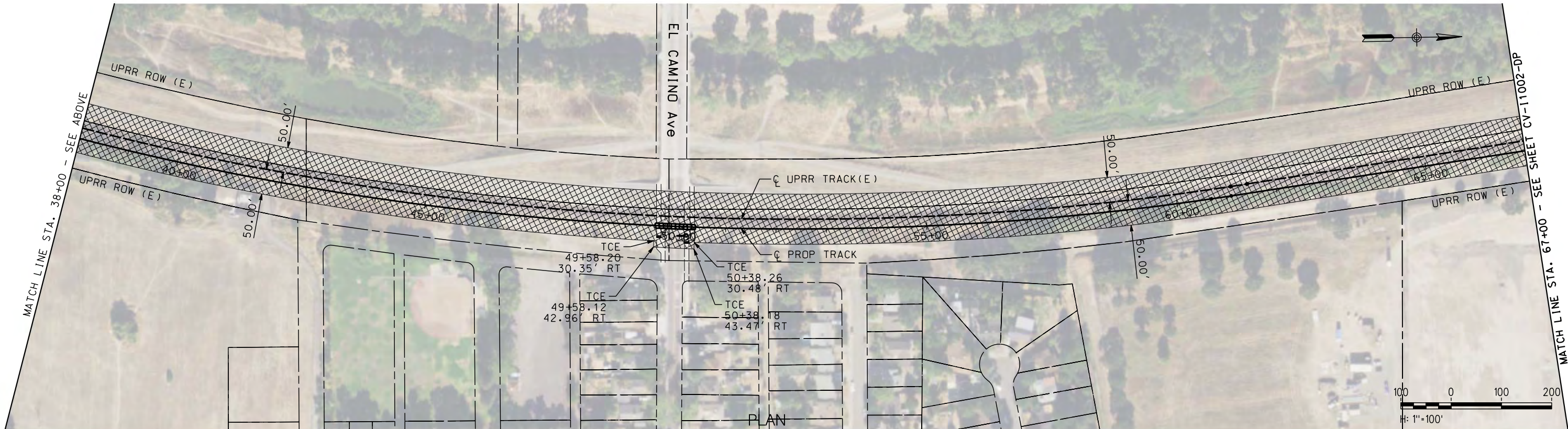
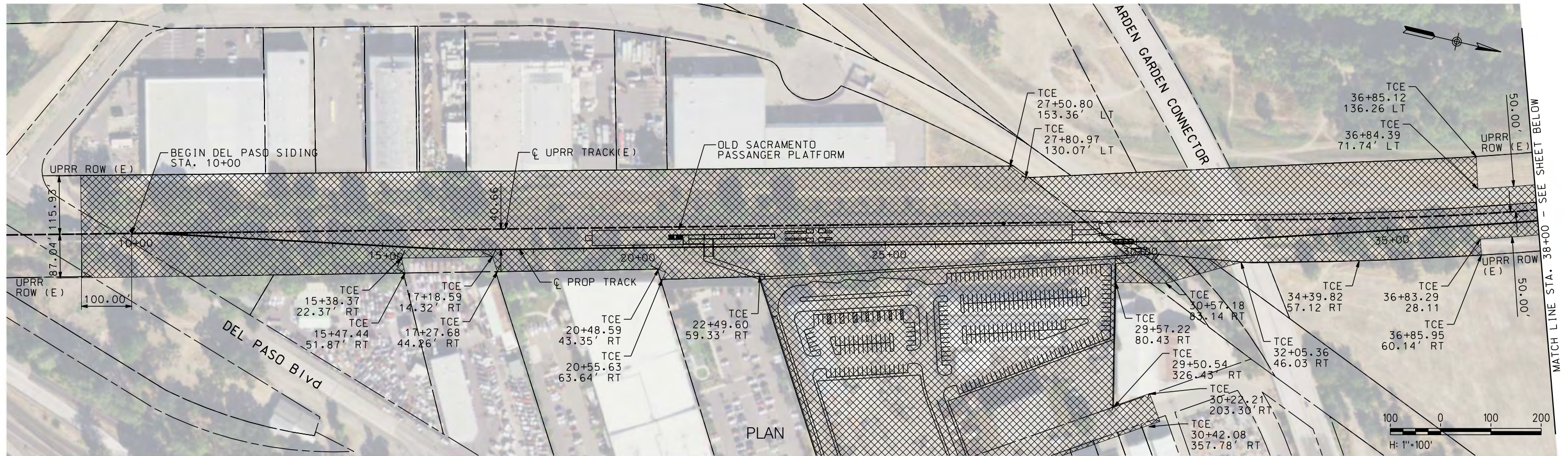


15% PRELIMINARY ENGINEERING

SAN JOAQUIN REGIONAL RAIL COMMISSION
VALLEY RAIL – SACRAMENTO EXTENSION

OLD NORTH SACRAMENTO STATION
SITE PLAN

ENVIRONMENTAL ALTERNATIVE CODE
DRAWING NO.
CV-E1001-0S
SCALE
AS SHOWN
SHEET NO.
149 OF 160



NOT FOR CONSTRUCTION

\$USER \$DATE \$TIME \$DGN\$SPEC

REV	DATE	BY	CHK	APP	DESCRIPTION

DESIGNED BY
A. SHIELDS
DRAWN BY
A. SHIELDS
CHECKED BY
D. HARTMAN
IN CHARGE
D. CDWIN
DATE
09-21-2020

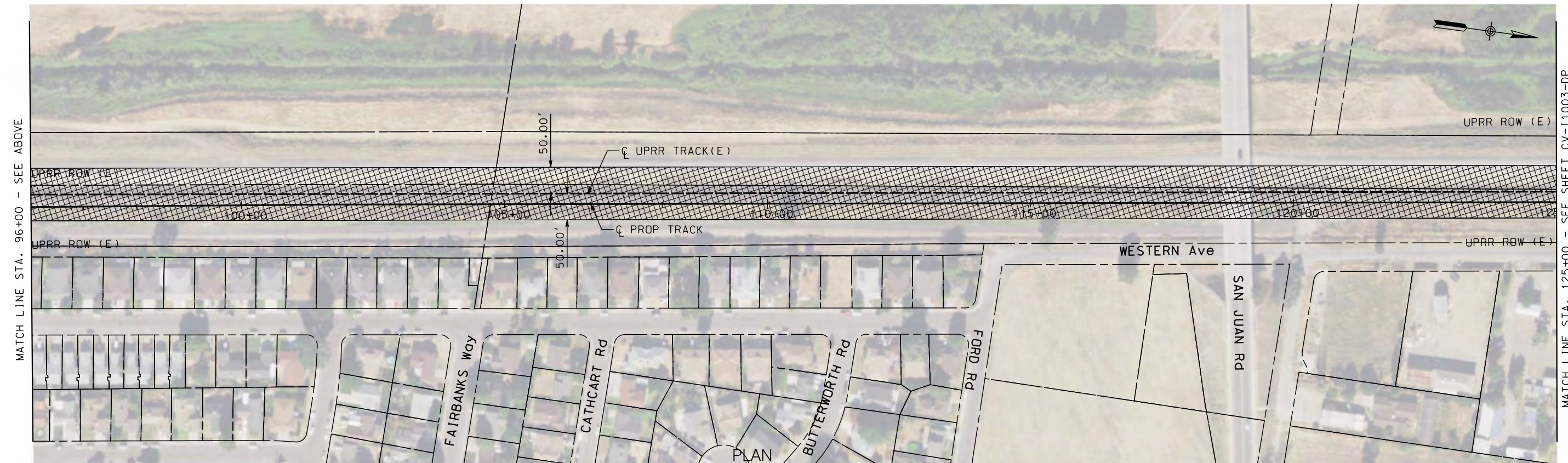
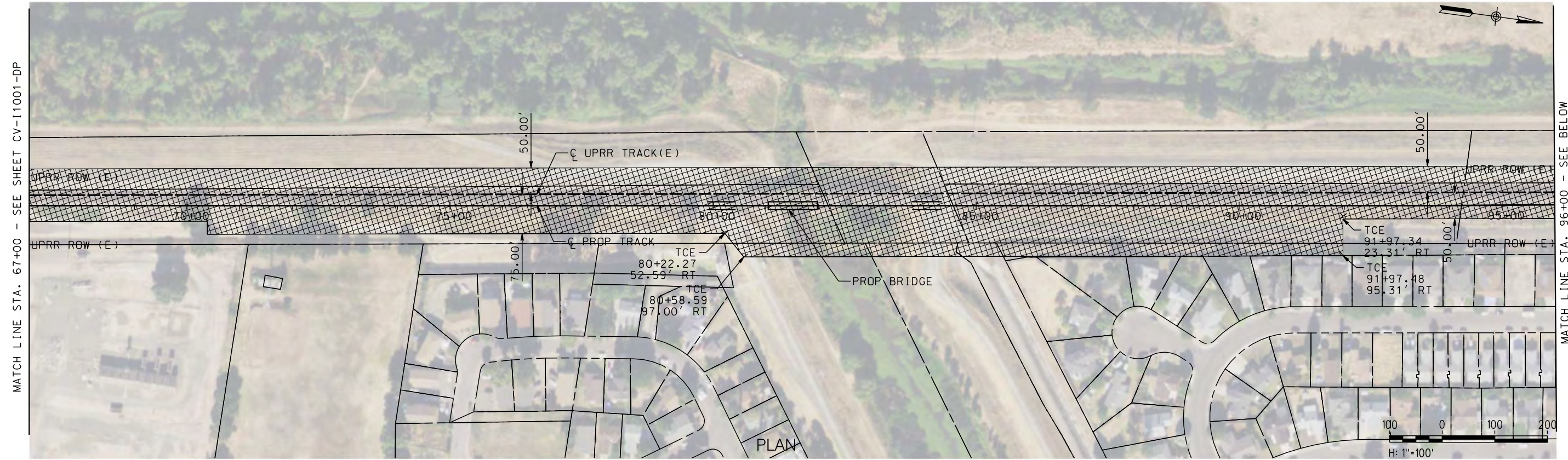
TRANSPORTATION **AECOM**
AECOM
300 Lakeside Dr, Suite 400
Oakland, CA 94612
T 510.893.3600 F 510.874.3268
www.aecom.com

15% PRELIMINARY ENGINEERING




SAN JOAQUIN REGIONAL RAIL COMMISSION
VALLEY RAIL – SACRAMENTO EXTENSION
DEL PASO SIDING UPGRADE AND EXTENSION
TRACK ALIGNMENT
TEMPORARY CONSTRUCTION AREAS PLAN
STA. 10+00 TO STA. 67+00

ENVIRONMENTAL ALTERNATIVE CODE
DRAWING NO.
CV-11001-DP
SCALE
AS SHOWN
SHEET NO.
150 OF 160



\$DATE \$TIME \$DGN\$SPEC \$USER

NOT FOR CONSTRUCTION

REV	DATE	BY	CHK	APP	DESCRIPTION

DESIGNED BY
A. SHIELDS
 DRAWN BY
A. SHIELDS
 CHECKED BY
D. HARTMAN
 IN CHARGE
D. COWIN
 DATE
09-21-2020

TRANSPORTATION
AECOM
 300 Lakeside Dr, Suite 400
 Oakland, CA 94612
 T 510.893.3600 F 510.874.3268
 www.aecom.com



SAN JOAQUIN
REGIONAL
RAIL COMMISSION

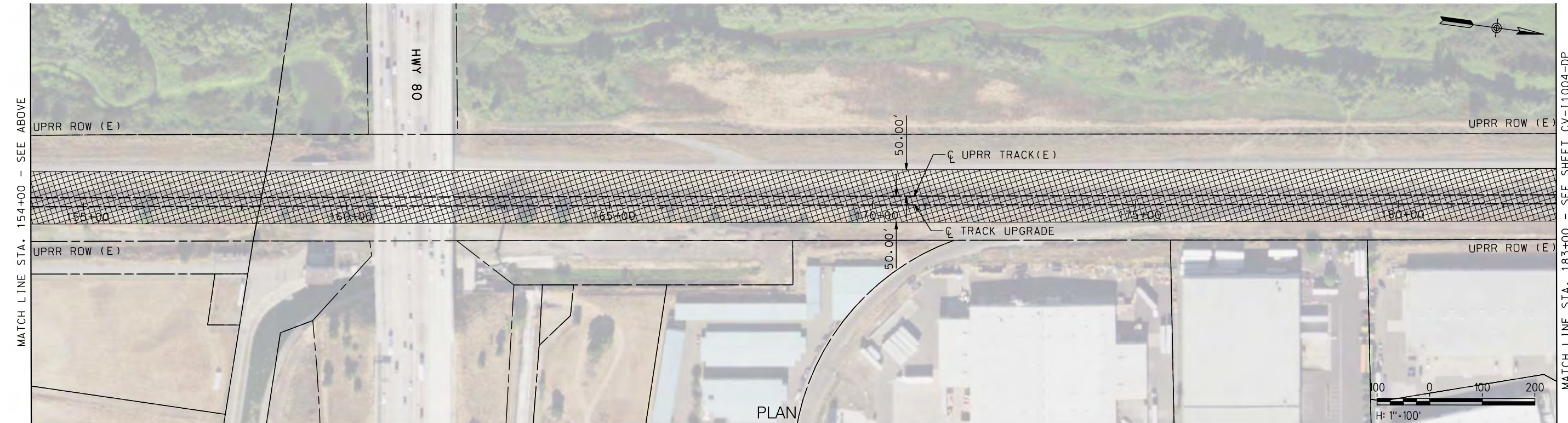
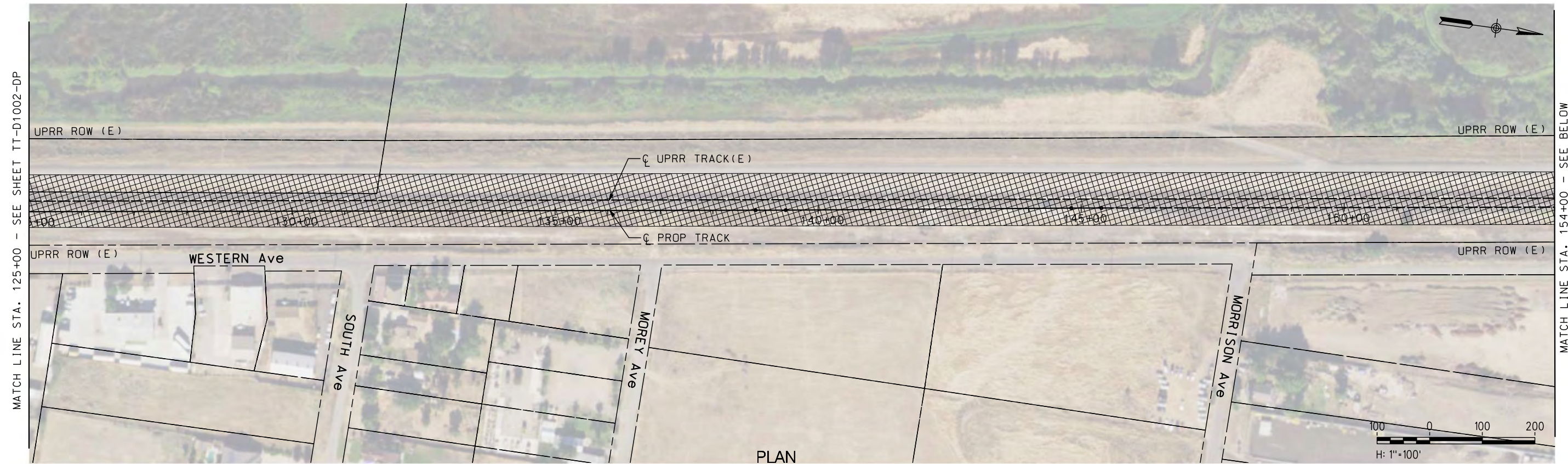


ALYHAUGHT CORRIDOR EXPRESS

15% PRELIMINARY ENGINEERING

SAN JOAQUIN REGIONAL RAIL COMMISSION
 VALLEY RAIL – SACRAMENTO EXTENSION
 DEL PASO SIDING UPGRADE AND EXTENSION
 TRACK ALIGNMENT
 TEMPORARY CONSTRUCTION AREAS PLAN
 STA. 67+00 TO STA. 125+00

ENVIRONMENTAL ALTERNATIVE CODE
 DRAWING NO.
CV-11002-DP
 SCALE
AS SHOWN
 SHEET NO.
151 OF 160



\$DATE \$TIME \$DGN\$SPEC \$USER

NOT FOR CONSTRUCTION

REV	DATE	BY	CHK	APP	DESCRIPTION

DESIGNED BY A. SHIELDS	TRANSPORTATION AECOM
DRAWN BY A. SHIELDS	AECOM
CHECKED BY D. HARTMAN	300 Lakeside Dr, Suite 400 Oakland, CA 94612 T 510.893.3600 F 510.874.3268
IN CHARGE D. COWIN	www.aecom.com
DATE 09-21-2020	



SAN JOAQUIN
REGIONAL
RAIL COMMISSION



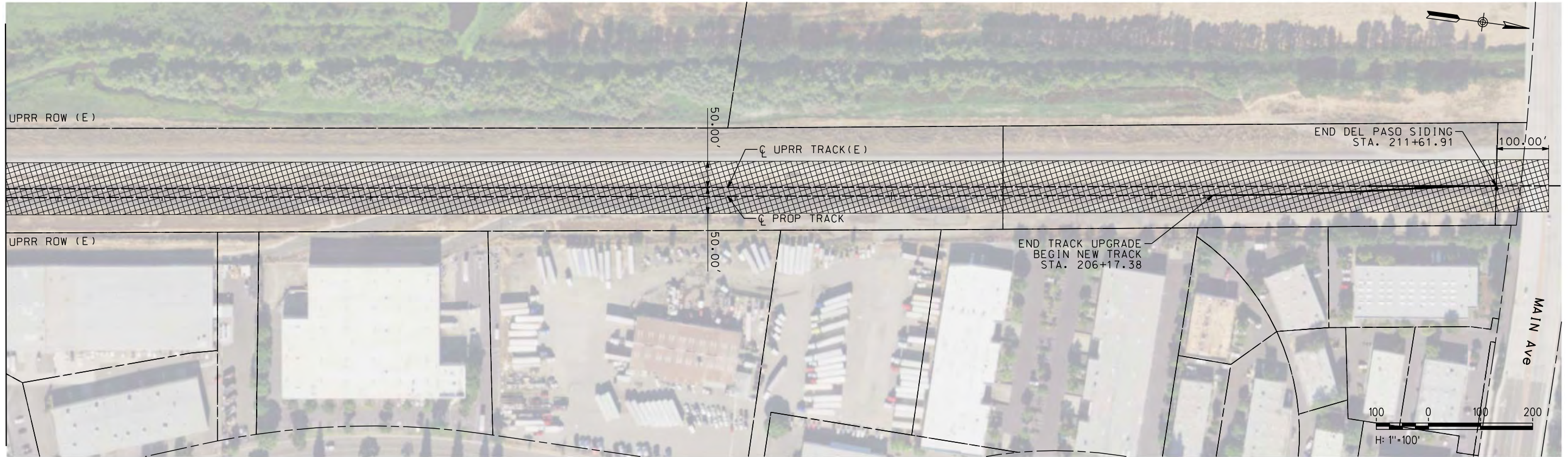
ACE
ALTAIR CORRIDOR EXPRESS

15% PRELIMINARY ENGINEERING

SAN JOAQUIN REGIONAL RAIL COMMISSION
VALLEY RAIL – SACRAMENTO EXTENSION
DEL PASO SIDING UPGRADE AND EXTENSION
TRACK ALIGNMENT
TEMPORARY CONSTRUCTION AREAS PLAN
STA. 125+00 TO STA. 183+00

ENVIRONMENTAL ALTERNATIVE CODE
DRAWING NO. CV-11003-DP
SCALE AS SHOWN
SHEET NO. 152 OF 160

MATCH LINE STA. 183+00 - SEE SHEET CV-11003-DP



\$DATE \$TIME \$DGN\$SPEC \$USER

NOT FOR CONSTRUCTION

REV	DATE	BY	CHK	APP	DESCRIPTION

DESIGNED BY
A. SHIELDS
DRAWN BY
A. SHIELDS
CHECKED BY
D. HARTMAN
IN CHARGE
D. COWIN
DATE
09-21-2020

TRANSPORTATION **AECOM**
AECOM
300 Lakeside Dr, Suite 400
Oakland, CA 94612
T 510.893.3600 F 510.874.3268
www.aecom.com



SAN JOAQUIN
REGIONAL
RAIL COMMISSION

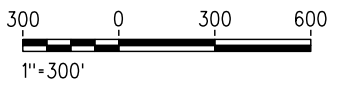
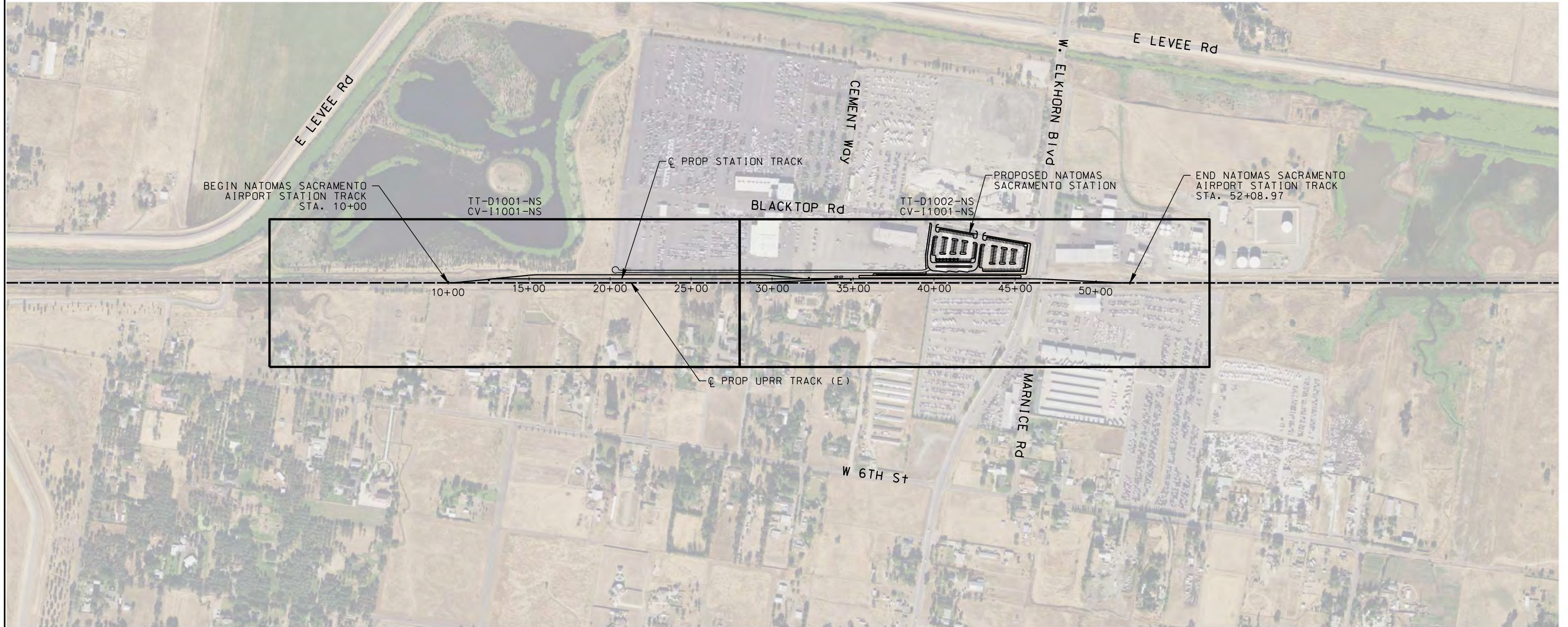


ACE
ALYANGHT CORRIDOR EXPRESS

15% PRELIMINARY ENGINEERING

SAN JOAQUIN REGIONAL RAIL COMMISSION
VALLEY RAIL - SACRAMENTO EXTENSION
DEL PASO SIDING UPGRADE AND EXTENSION
TRACK ALIGNMENT
TEMPORARY CONSTRUCTION AREAS PLAN
STA. 183+00 TO STA. 211+61.91

ENVIRONMENTAL ALTERNATIVE CODE
DRAWING NO.
CV-11004-DP
SCALE
AS SHOWN
SHEET NO.
153 OF 160



\$DATE \$TIME \$DCNSPEC \$USER

NOT FOR CONSTRUCTION

REV	DATE	BY	CHK	APP	DESCRIPTION

DESIGNED BY
A. SHIELDS
 DRAWN BY
A. SHIELDS
 CHECKED BY
D. HARTMAN
 IN CHARGE
D. CDWIN
 DATE
09-21-2020

TRANSPORTATION
AECOM
 300 Lakeside Dr, Suite 400
 Oakland, CA 94612
 T 510.893.3600 F 510.874.3268
 www.aecom.com



SAN JOAQUIN
REGIONAL
RAIL COMMISSION



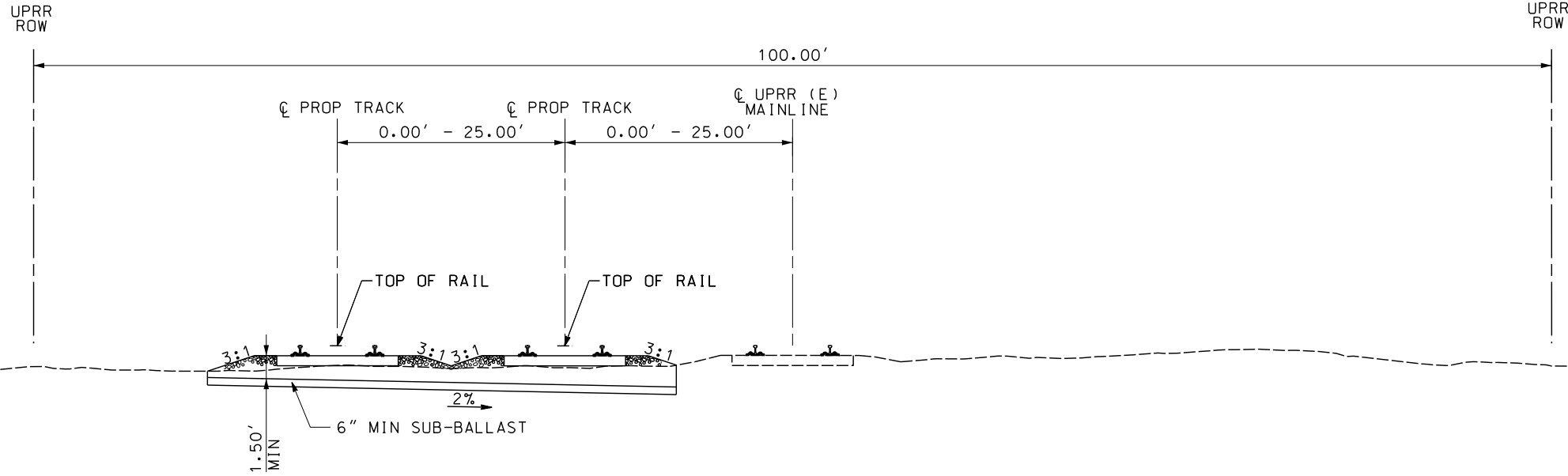
ALYAHGT CORRIDOR EXPRESS

15% PRELIMINARY ENGINEERING

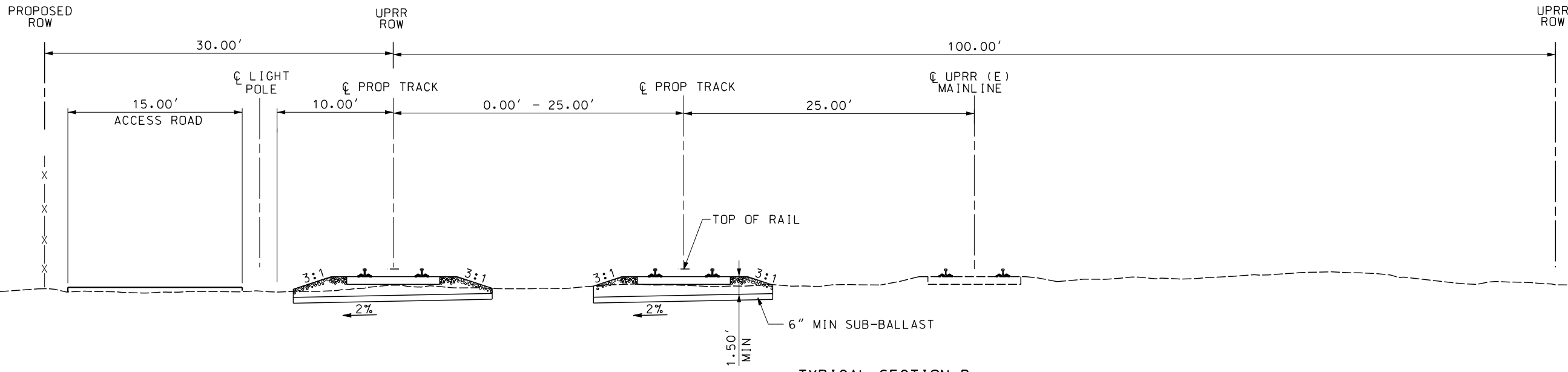
SAN JOAQUIN REGIONAL RAIL COMMISSION
 VALLEY RAIL – SACRAMENTO EXTENSION

 NATOMAS SACRAMENTO AIRPORT STATION
 TRACK ALIGNMENT – KEY MAP
 STA. 10+00 TO STA. 52+08.97

ENVIRONMENTAL ALTERNATIVE CODE
DRAWING NO. TT-B0001-NA
SCALE NONE
SHEET NO. 154 OF 160



TYPICAL SECTION A
TRIPLE TRACK
STA. 10+00 TO STA. 20+00



TYPICAL SECTION B
TRIPLE TRACK
STA. 20+00 TO STA. 34+00



\$USER \$DATE \$TIME \$DGN\$SPEC

NOT FOR CONSTRUCTION

REV	DATE	BY	CHK	APP	DESCRIPTION

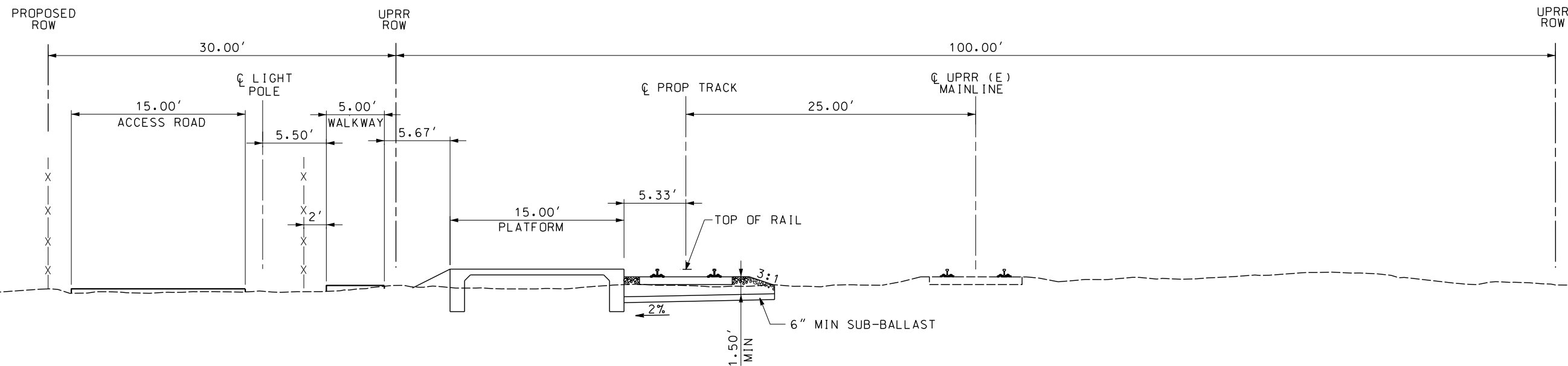
DESIGNED BY
A. SHIELDS
DRAWN BY
A. SHIELDS
CHECKED BY
D. HARTMAN
IN CHARGE
D. COWIN
DATE
09-21-2020

TRANSPORTATION **AECOM**
AECOM
300 Lakeside Dr, Suite 400
Oakland, CA 94612
T 510.893.3600 F 510.874.3268
www.aecom.com

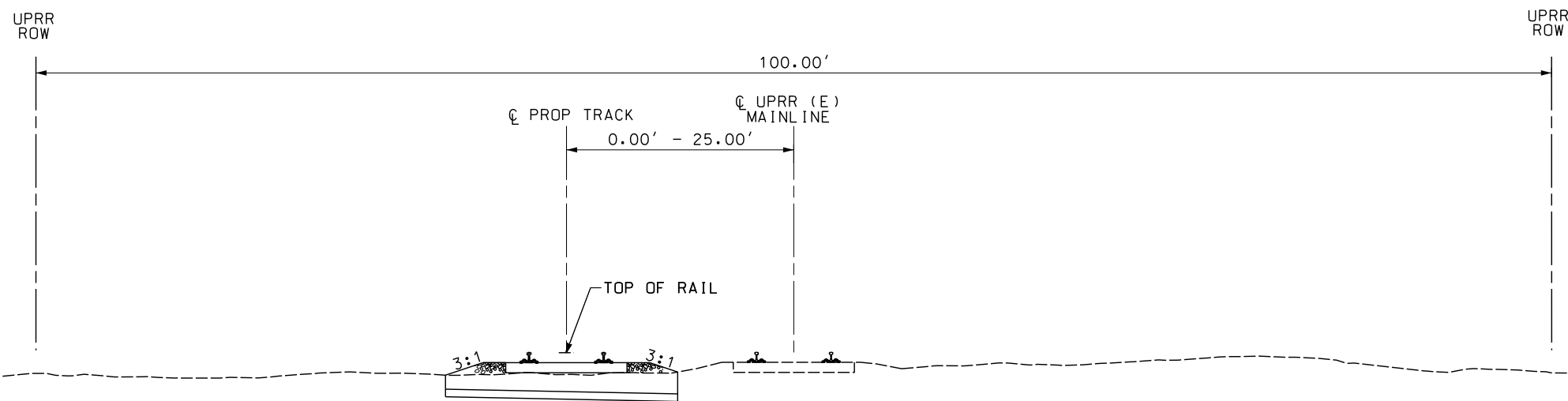
SAN JOAQUIN REGIONAL RAIL COMMISSION
15% PRELIMINARY ENGINEERING

SAN JOAQUIN REGIONAL RAIL COMMISSION
VALLEY RAIL – SACRAMENTO EXTENSION
NATOMAS SACRAMENTO AIRPORT STATION
TRACK ALIGNMENT – TYPICAL SECTIONS
SHEET 1 OF 2

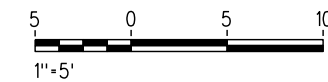
ENVIRONMENTAL ALTERNATIVE CODE
DRAWING NO. TT-D0001-NA
SCALE 1" = 5'
SHEET NO. 155 OF 160



TYPICAL SECTION C
 NNATOMAS SACRAMENTO AIRPORT STATION
 STA. 34+00 TO STA. 40+90.27



TYPICAL SECTION D
 DOUBLE TRACK
 STA. 40+90.27 TO STA. 52+08.97



\$USER \$DATE \$TIME \$DGN\$SPEC

NOT FOR CONSTRUCTION

REV	DATE	BY	CHK	APP	DESCRIPTION

DESIGNED BY A. SHIELDS	TRANSPORTATION AECOM 300 Lakeside Dr, Suite 400 Oakland, CA 94612 T 510.893.3600 F 510.874.3268 www.aecom.com
DRAWN BY A. SHIELDS	
CHECKED BY D. HARTMAN	
IN CHARGE D. CDWIN	
DATE 09-21-2020	

SAN JOAQUIN REGIONAL RAIL COMMISSION

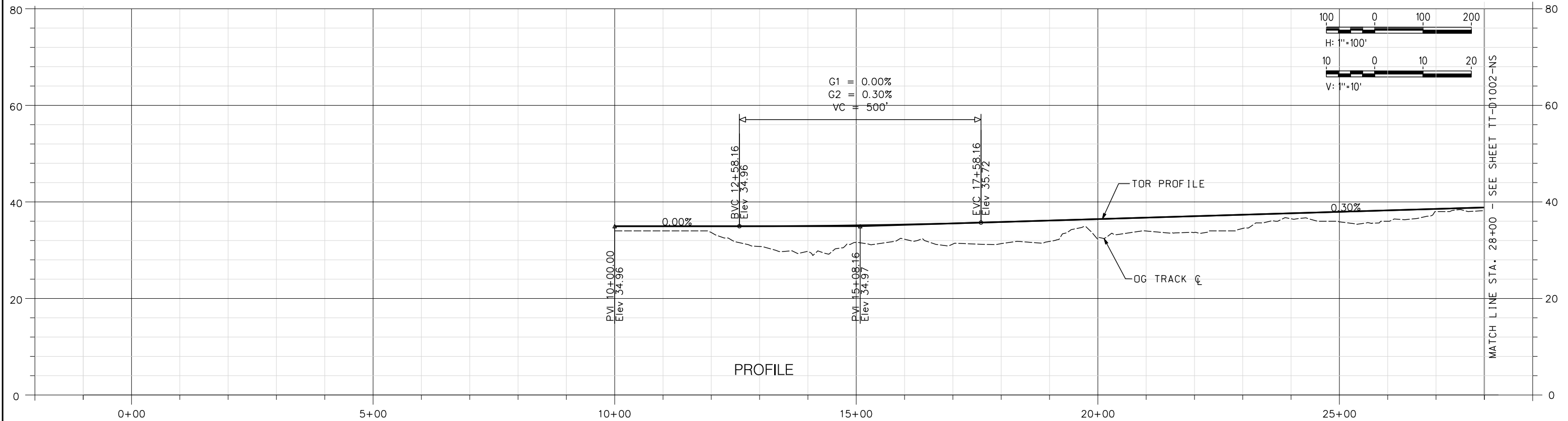
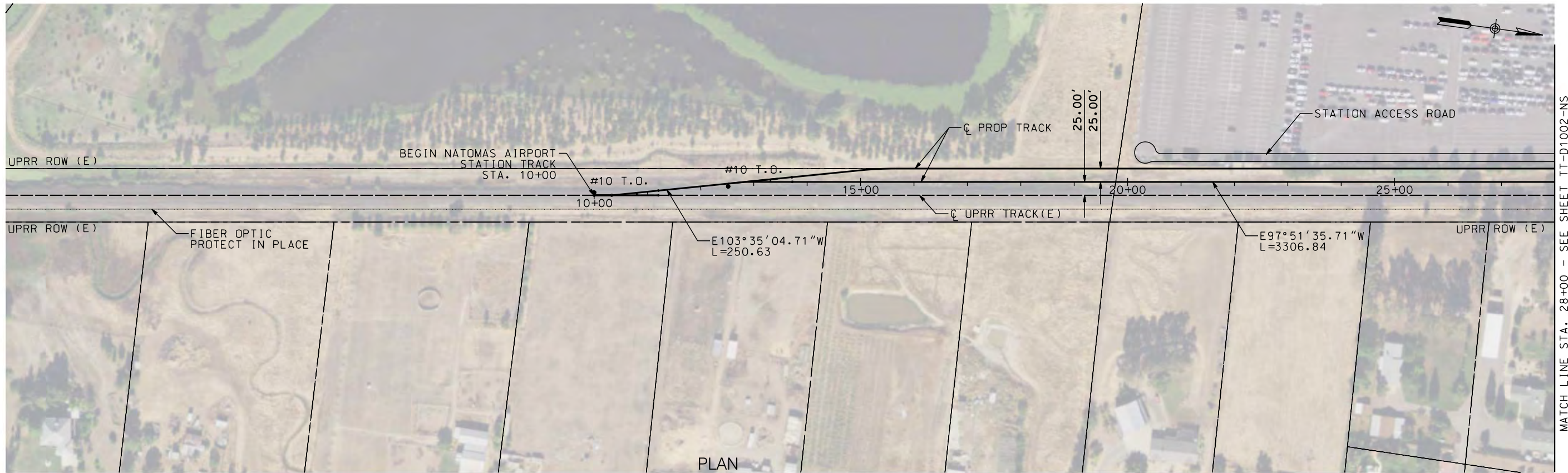
ALYAHUNT CORRIDOR EXPRESS

15% PRELIMINARY ENGINEERING

SAN JOAQUIN REGIONAL RAIL COMMISSION
 VALLEY RAIL – SACRAMENTO EXTENSION

**NATOMAS SACRAMENTO AIRPORT STATION
 TRACK ALIGNMENT – TYPICAL SECTIONS
 SHEET 2 OF 2**

ENVIRONMENTAL ALTERNATIVE CODE
DRAWING NO. TT-D0002-NA
SCALE 1" = 5'
SHEET NO. 156 OF 160



NOT FOR CONSTRUCTION

REV	DATE	BY	CHK	APP	DESCRIPTION

DESIGNED BY
A. SHIELDS
DRAWN BY
A. SHIELDS
CHECKED BY
D. HARTMAN
IN CHARGE
D. COWIN
DATE
09-21-2020

TRANSPORTATION
AECOM
300 Lakeside Dr, Suite 400
Oakland, CA 94612
T 510.893.3600 F 510.874.3268
www.aecom.com

SAN JOAQUIN REGIONAL RAIL COMMISSION
VALLEY RAIL - SACRAMENTO EXTENSION

ACE
ALYAHGHT CORRIDOR EXPRESS

15% PRELIMINARY ENGINEERING

SAN JOAQUIN REGIONAL RAIL COMMISSION
VALLEY RAIL - SACRAMENTO EXTENSION

**NATOMAS SACRAMENTO AIRPORT STATION
TRACK ALIGNMENT - PLAN AND PROFILE
STA. 10+00 TO STA. 28+00**

ENVIRONMENTAL ALTERNATIVE CODE

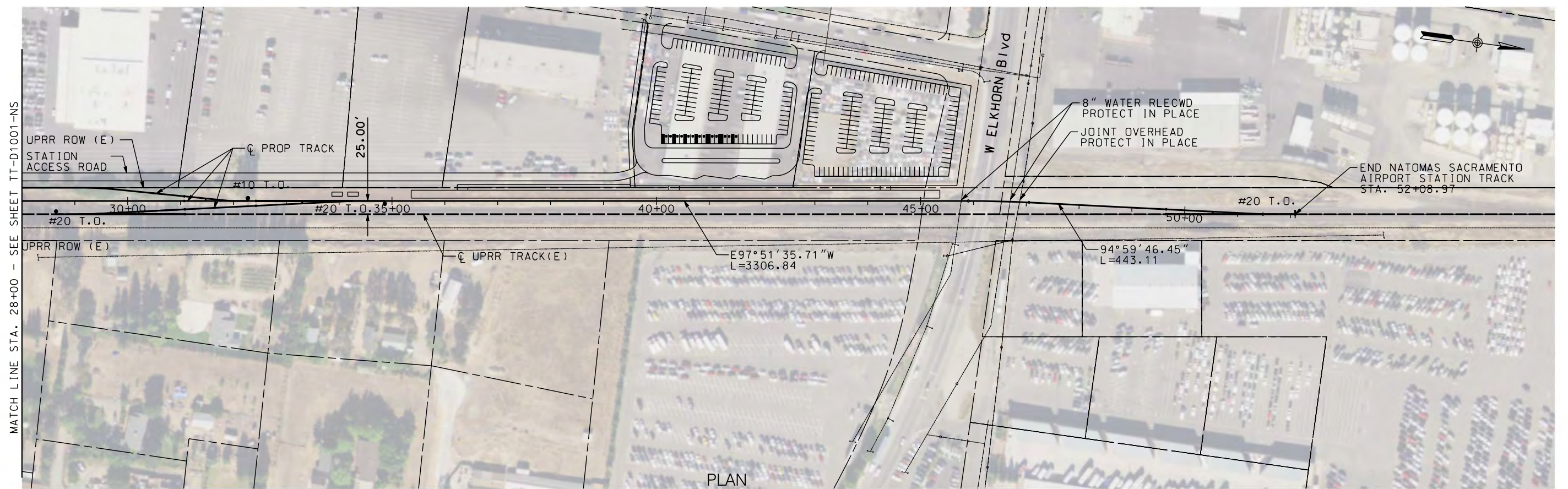
DRAWING NO.
TT-D1001-NA

SCALE
AS SHOWN

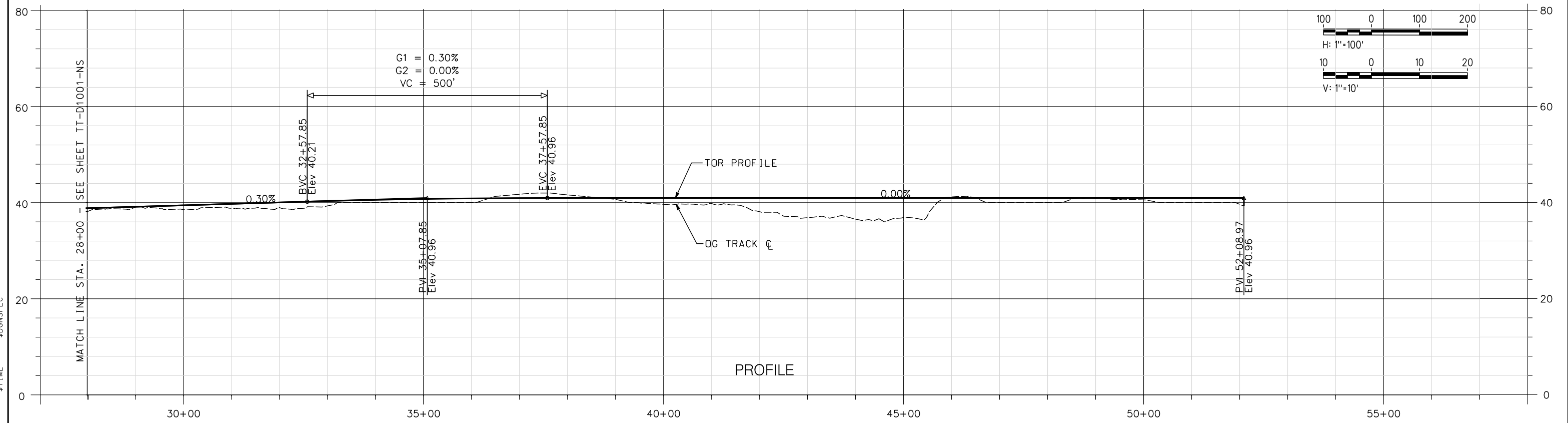
SHEET NO.
157 OF 160

MATCH LINE STA. 28+00 - SEE SHEET TT-D1002-NS

MATCH LINE STA. 28+00 - SEE SHEET TT-D1002-NS



PLAN



PROFILE

NOT FOR CONSTRUCTION

REV	DATE	BY	CHK	APP	DESCRIPTION

DESIGNED BY
A. SHIELDS

DRAWN BY
A. SHIELDS

CHECKED BY
D. HARTMAN

IN CHARGE
D. COWIN

DATE
09-21-2020

TRANSPORTATION
AECOM

AECOM
300 Lakeside Dr, Suite 400
Oakland, CA 94612
T 510.893.3600 F 510.874.3268

www.aecom.com

SAN JOAQUIN REGIONAL RAIL COMMISSION



ACE
ALYAHGHT CORRIDOR EXPRESS

15% PRELIMINARY ENGINEERING

SAN JOAQUIN REGIONAL RAIL COMMISSION
VALLEY RAIL - SACRAMENTO EXTENSION

NATOMAS SACRAMENTO AIRPORT STATION
TRACK ALIGNMENT - PLAN AND PROFILE
STA. 28+00 TO STA. 52+08.97

ENVIRONMENTAL ALTERNATIVE CODE
DRAWING NO. TT-D1002-NA
SCALE AS SHOWN
SHEET NO. 158 OF 160



\$DATE \$TIME \$DCNSPEC \$USER

NOT FOR CONSTRUCTION

REV	DATE	BY	CHK	APP	DESCRIPTION

DESIGNED BY
A. SHIELDS
 DRAWN BY
A. SHIELDS
 CHECKED BY
D. HARTMAN
 IN CHARGE
D. CDWIN
 DATE
09-21-2020

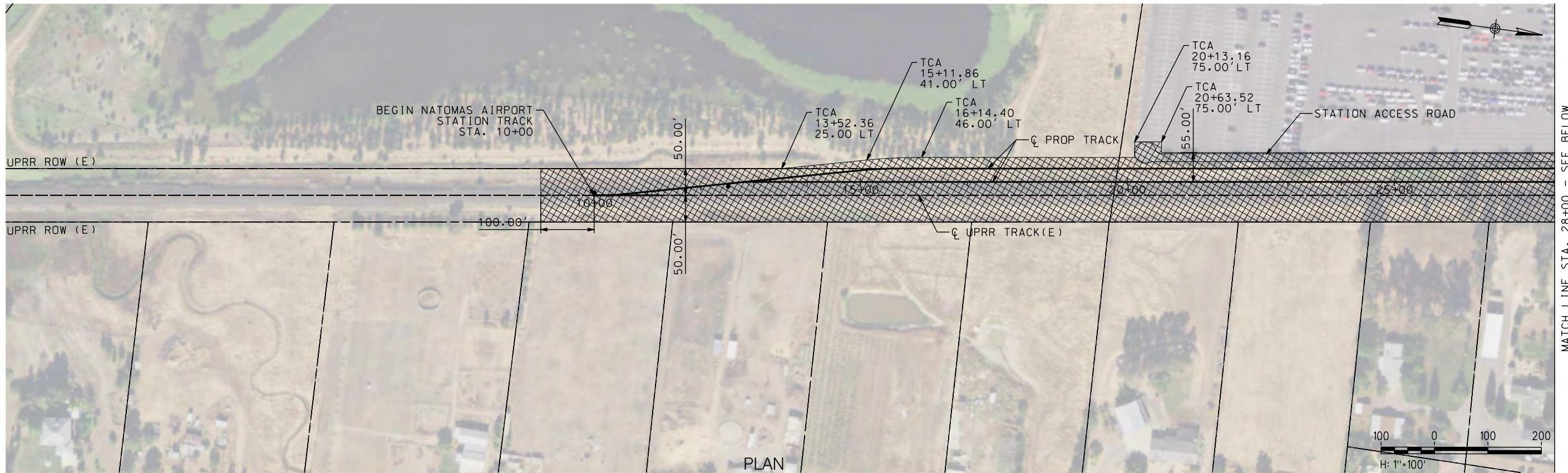
TRANSPORTATION
AECOM
 300 Lakeside Dr, Suite 400
 Oakland, CA 94612
 T 510.893.3600 F 510.874.3268
 www.aecom.com


SAN JOAQUIN REGIONAL RAIL COMMISSION

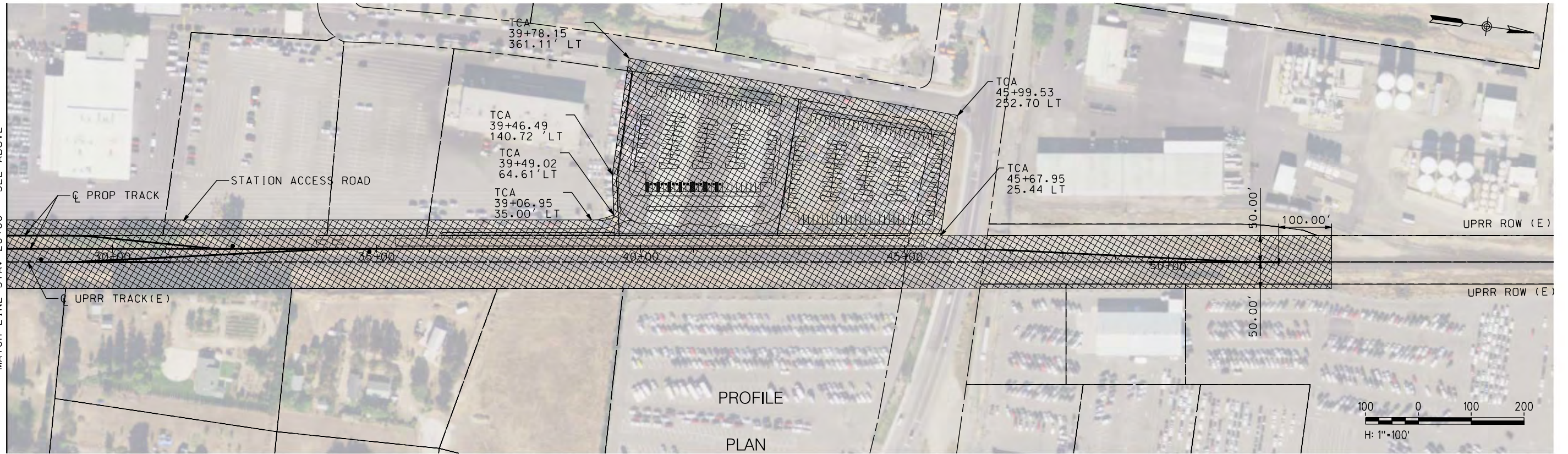
ACE
 ALTAIR CORRIDOR EXPRESS
 15% PRELIMINARY ENGINEERING

SAN JOAQUIN REGIONAL RAIL COMMISSION
 VALLEY RAIL – SACRAMENTO EXTENSION
NATOMAS SACRAMENTO AIRPORT STATION
SITE PLAN

ENVIRONMENTAL ALTERNATIVE CODE
DRAWING NO. CV-E1001-NA
SCALE AS SHOWN
SHEET NO. 159 OF 160



MATCH LINE STA. 28+00 - SEE BELOW



\$DATE \$TIME \$USER \$DGN\$SPEC

NOT FOR CONSTRUCTION

REV	DATE	BY	CHK	APP	DESCRIPTION

DESIGNED BY
A. SHIELDS

DRAWN BY
A. SHIELDS

CHECKED BY
D. HARTMAN

IN CHARGE
D. COWIN

DATE
09-21-2020

TRANSPORTATION
AECOM

AECOM
300 Lakeside Dr, Suite 400
Oakland, CA 94612
T 510.893.3600 F 510.874.3268

www.aecom.com

SAN JOAQUIN REGIONAL RAIL COMMISSION

ACE
ALFACORR CORRIDOR EXPRESS

15% PRELIMINARY ENGINEERING

SAN JOAQUIN REGIONAL RAIL COMMISSION
VALLEY RAIL - SACRAMENTO EXTENSION
NATOMAS SACRAMENTO AIRPORT STATION
TRACK ALIGNMENT
TEMPORARY CONSTRUCTION AREAS PLAN
STA. 10+00 TO STA. 52+08.97

ENVIRONMENTAL ALTERNATIVE CODE

DRAWING NO.	CV-I1001-NA
SCALE	AS SHOWN
SHEET NO.	160 OF 160